

Post-Birth Consumer Survey

Summary Report of
Cairns Base Hospital

Prepared for
Queensland Health

Office of Economic and Statistical Research
Level 8, 33 Charlotte Street
Brisbane QLD, 4000
Ph: (07) 3224 5326
<http://www.oesr.qld.gov.au>

© Queensland Government 2007

This report is for the exclusive use of Queensland Health without restriction.

All data and information in this document are believed to be accurate and have come from sources believed to be reliable. However, the Office of Economic and Statistical Research, Queensland Treasury, does not guarantee or represent that the data and information are accurate, up to date or complete, and disclaims liability for all claims, losses, damages or costs of whatever nature and howsoever occurring, arising as a result of relying on the data and information, regardless of the form of action, whether in contract, tort (including negligence), breach of statutory duty or otherwise.

Table of Contents

1.0	OVERVIEW	1
1.1	Objective	1
1.2	Scope	1
1.3	Method	1
1.4	Significance Testing	2
1.5	Survey Output	3
1.6	Quality Management Systems - Requirements AS / NZS ISO 9001:2000.....	3
2.0	EXECUTIVE SUMMARY	4
2.1	Summary of all questions	4
2.2	Comparisons with Peer Group and State (Q1 to Q14)	7
2.3	Performed well	9
2.4	Did not perform well	9
3.0	PERCEPTIONS OF IN-HOSPITAL CARE	10
3.1	Advice about feeding your baby (Q1 and Q2)	10
3.2	Advice about baby care (Q3).....	12
3.3	Advice about settling your baby (Q4)	13
3.4	Advice about your baby's health (Q5 and Q6).....	14
3.5	Advice about your own health (Q7 and Q8)	16
3.6	Advice about going home (Q9).....	18
3.7	Advice about how to contact your nearest baby or child health care centre (Q10)	19
3.8	Planned Caesarean (Q10z).....	20
3.9	Care by midwife (Q11, Q11a and Q12).....	21
3.10	Feelings about length of time in hospital (Q13).....	24
3.11	Overall description of care received in hospital (Q14).....	25
4.0	PERCEPTIONS OF POST-HOSPITAL CARE	26
4.1	Care in first week at home (Q15 and Q16).....	26
4.2	Confidence in first month (Q17)	28
4.3	Need for more help or advice in first month (Q18 and Q19)	29
5.0	BREAST FEEDING	31
5.1	Whether child was ever breast fed (Q20)	31
5.2	Whether child is still breast fed (Q21)	32
5.3	Age of child when last fed breast milk (Q22).....	33
5.4	Reasons for breast feeding (Q23 and Q24)	34
5.5	Reasons for formula feeding (Q25 and Q26)	38
5.6	Choice to breast or formula feed (Q27, Q28 and Q29)	41
6.0	CHILD'S HEALTH POST-HOSPITAL	45
6.1	Where sought help for child's health (Q30)	45
6.2	Help within first month at home (Q31, Q32 and Q33)	47
7.0	MOTHER'S HEALTH POST-HOSPITAL.....	50
7.1	Feelings of anxiety or worry (Q34, Q35 and Q36).....	50
APPENDIX A	53	
	Principal Referral and Specialised Hospitals	53
	Large Hospitals	53
	Medium and Small Hospitals.....	54

APPENDIX B - COMMENTS.....	55
Q19. What type of help or advice would you have liked?	55
Q23. Can you tell me the MAIN reason you chose to feed your child breast milk? ...	56
Q24. Were there any other reasons why your child was breast fed?.....	56
Q25. Can you tell me the MAIN reason why your child was formula fed?	57
Q29. Who else influenced your decision?	57
Q30. After you left hospital with your child, did you seek help for his/her health from any of the following?	57
Q33. Was the help available at a place you could easily get to?	58

List of Tables

Table 1: Comparison of Cairns Base Hospital results with their peer group and state public hospitals.....	7
Table 2: Age of child when last fed breast milk.....	33
Table 3: Duration of anxiety or worry.....	51

List of Figures

Figure 1: Received advice about feeding baby.....	10
Figure 2: Satisfaction with advice about feeding baby.....	11
Figure 3: Advice about baby care.....	12
Figure 4: Advice about settling baby.....	13
Figure 5: Advice about baby's health.....	14
Figure 6: Satisfaction with advice about baby's health.....	15
Figure 7: Advice about own health.....	16
Figure 8: Satisfaction with advice about own health.....	17
Figure 9: Advice about going home.....	18
Figure 10: Advice about how to contact nearest baby or child health care centre.....	19
Figure 11: Planned Caesarean.....	20
Figure 12: Care by midwife during labour and pregnancy.....	21
Figure 13: Frequency midwife seen during pregnancy.....	22
Figure 14: Care by midwife during labour and in hospital after the birth.....	23
Figure 15: Feelings about length of time in hospital.....	24
Figure 16: Overall description of care received in hospital.....	25
Figure 17: Left hospital within five days of birth.....	26
Figure 18: Home visit within the first week.....	27
Figure 19: Confidence in first month.....	28
Figure 20: Need for more help or advice in first month.....	29
Figure 21: Type of help or advice.....	30
Figure 22: Child ever fed breast milk.....	31
Figure 23: Child still breast fed.....	32
Figure 24: Main reason for breast feeding.....	35
Figure 25: Other reasons for breast feeding.....	37
Figure 26: Main reason for formula feeding.....	39
Figure 27: Other reasons for formula feeding.....	40
Figure 28: Choice to breastfeed or formula feed before birth.....	41
Figure 29: Mother made choice to feed alone.....	42
Figure 30: Who influenced decision.....	44
Figure 31: Where sought help for child's health.....	46
Figure 32: Need for immediate help about health of child.....	47
Figure 33: Timeliness of help.....	48
Figure 34: Location of help.....	49
Figure 35: Period of anxiety or worry.....	50
Figure 36: Availability of help.....	52

1.0 Overview

1.1 *Objective*

The objectives of the Post-Birth Consumer Survey were to:

- understand the perceptions of women who gave birth in a Queensland public hospital as to the nature of the post-birth care they receive while in hospital;
- understand the factors that influence a woman's choice about breast feeding; and
- gain information about the usefulness, timeliness and accessibility of post-birth maternal and newborn baby care after discharge from the hospital.

1.2 *Scope*

The in-scope population for the survey was comprised of women who have given birth in a Queensland public hospital between 1 June 2006 and 6 September 2006, and who, while in hospital, gave consent to be followed up with the following exceptions:

- women whose babies were stillborn or died prior to interview;
- maternal deaths;
- mothers younger than 16 years of age; and
- mothers for whom no contact details are available.

1.3 *Method*

Two frames were provided by Queensland Health. Both frames consisted of women who had given birth in a Queensland public hospital between 1 June 2006 and 6 September 2006. The first frame consisted of 4,806 women who had given birth in Queensland public hospital (excluding Mater Mothers') and the second frame consisted of 693 women who had given birth at the Mater Mothers' public hospital.

For each of the surveys letters were sent to all women one week before the start of interviewing explaining the nature and purpose of the survey and offering mothers the opportunity to opt out.

Both surveys were conducted by Computer Assisted Telephone Interviewing (CATI). The first survey was conducted by the Office of Economic and Statistical Research (OESR) through the Office of the Government Statistician (OGS) from Monday 20th November to Monday 11th December 2006. A team of 30 part-time interviewers was used for the duration of the first survey. The second survey of women who gave birth at Mater Mothers' Public Hospital was conducted from Wednesday 19th September to Wednesday 26th September 2007. A team of 9 part-time interviewers was used for the duration of the second survey.

As the data collection period for the Mater Mothers' Public Hospital was later than that for other public hospitals, this may have influenced the results for the Mater Mothers' Public Hospital in comparison with the other public hospitals. The Mater Mothers' data contributes to the results for the Principal and Specialised Hospital peer group and the State Public Hospital group in this report. The influence of this data on the results of these groups is small and very small respectively.

A total of 3,912 completed interviews were obtained from the first survey and 443 completed interviews from the second survey. This resulted in an overall response of 82.2% for the first survey and 64.1% for the second survey.

The response rate for the Cairns Base Hospital was 80.1% (220 / 275); while for their peer group (Principal Referral and Specialised) the response rate was 77.5% (2,048 / 2,644).

A detailed description of the survey methodology, operational outcomes and derivation of estimates is available in the accompanying technical report.

1.4 Significance Testing

In this report, significance testing has been undertaken on responses at the 95% confidence level. Testing at the 95% level of confidence means there is a 95% certainty that the difference in results being compared represents a difference in performance. While there is still a possibility the difference is due to chance, the probability of this is only 5%.

To ensure that significance testing assesses the difference between two non-overlapping groups, this testing is conducted by comparing this hospital's result with the corresponding peer group or state result overall excluding this hospital. However, the figures for the peer group or state presented in each table include overlapping results for all hospitals. This is to ensure figures for the peer group and state are consistent across all the hospital reports for that peer group and for the state.

Significance testing has only been undertaken for questions 1 to 14 as those questions related to the performance and quality of the information and services provided by the hospital to the mother. Significance testing was not undertaken on questions 15 to 33 as these questions were respondent based outcomes and not directly dependant on the function of hospital.

Within this report figures which are marked with a 'p' denotes that the figure is significantly higher or lower at the 95% level of confidence, when comparing the hospital and peer group; figures marked with an 's' denotes that the figure is significantly higher or lower when comparing the hospital and State Public Hospital group.

1.5 Survey Output

Please note the following when interpreting the graphs and tables provided in this report:

1. The aggregation of the categories may not add to 100% due to rounding or due to the allowance for multiple responses. When the categories within a graph or table may add to more than 100% due to multiple responses this will be noted.
2. Categories with a label of 0 may actually be non-zero (but less than 0.5) and have been rounded to 0.

All proportions and figures included in this report are raw frequencies. The report includes:

- an overall summary of each question;
- a listing of areas (if any) where the hospital performed better or worse than their peer group or state;
- comparisons for questions 1 to 14 for the facility with their peer group and State;
- basic analysis and presentation of the results for questions 15 to 33 for the facility; and
- the listing of 'other' responses provided by respondents on applicable questions.

Please note that if there were fewer than 4 respondents to a question, that question will not be reported on for confidentiality purposes.

1.6 Quality Management Systems - Requirements AS / NZS ISO 9001:2000

OESR complies with AS/NZS ISO 9001:2000 Quality management systems - Requirements.

The registration covers the Quality Management System for survey and research services, including the design, development and provision of processes to collect, collate, interpret, analyse and disseminate high quality primary and secondary statistical information.

OESR ensures project and client needs are met through adherence to AS/NZS ISO 9001:2000 Quality management systems - Requirements for all project work undertaken.

Certificate No: QEC7208
Issue Date: 14 September 2006

Certified Date: 11 June 1997
Expiry Date: 12 September 2009

2.0 Executive Summary

2.1 *Summary of all questions*

The response rate for the Cairns Base Hospital was 80.1% (220 / 275); while for their peer group (Principal Referral and Specialised) the response rate was 77.5% (2,048 / 2,644). For the survey respondents from Cairns Base Hospital:

2.1.1 Perceptions of in-hospital care (Q1 to Q14)

- 88% were provided with advice face-to-face about feeding their baby.
 - 90% of those were satisfied or very satisfied with the advice given to them at Cairns Base Hospital.
- 58% were provided with advice face-to-face about baby care.
- 51% were provided with advice face-to-face about settling their baby.
- 85% were provided with advice face-to-face about their baby's health.
 - 94% of those were satisfied or very satisfied with the advice given to them at Cairns Base Hospital.
- 75% were provided with advice face-to-face about their own health after the birth of the baby.
 - 92% of those were satisfied or very satisfied with the advice given to them at Cairns Base Hospital.
- 61% were provided with advice face-to-face about going home.
- 88% were provided with advice face-to-face about how to contact their nearest baby or child health care centre.
- 85% did not have a planned Caesarean.
 - 19% of those reported that the midwife who cared for them during labour also cared for them during pregnancy.
 - 44% of those saw the midwife three or more times.
 - 18% of those who did not have a planned Caesarean said that the midwife who cared for them during labour also cared for them in hospital after the birth.
- 79% felt that the length of time they stayed in hospital after the birth of their child was about right.
- 89% described the care they and their baby received after the birth as very good or good.

2.1.2 Perceptions of post-hospital care (Q15 to Q19)

- 86% left hospital with their child within five days of giving birth.
 - 68% of those were visited by a midwife from Cairns Base Hospital.
- 80% were very confident or fairly confident about looking after their child in the first month at home.
- 13% would definitely have liked more help or advice in the first month.

2.1.3 Breast feeding (Q20 to Q29)

- 94% stated that their child had been fed breast milk.
 - 69% of those stated that their child was still being fed breast milk.
 - 40% of those who were no longer breastfeeding their child, stated that their child was last fed breast milk when the child was 4 weeks old or younger.
 - 65% of those stated that the main reason they chose to feed their child breast milk was that breast milk is better for baby.
- 31% of those whose children had never been fed breast milk, stated that the main reason they chose to feed their child formula was that they had previously had problems with breastfeeding.
- 97% stated that they had chosen whether to breastfeed or formula feed before their child was born.
- 81% stated that they made the choice to breastfeed or formula feed alone.
 - 76% of those who were influenced in their choice to breastfeed by another person(s) stated that they were influenced in their decision to breastfeed by their partner.

2.1.4 Child's health post-hospital (Q30 to Q33)

- 78% sought help for their child's health from a GP or specialist.
- 66% sought help from family or friends.
- 23% found it necessary to obtain immediate help about the health of their baby in the first month at home with their child.
 - 80% of those were able to obtain help at the time of day when they needed it.
 - 92% of those were able to obtain help at a place they could easily get to.

2.1.5 Mother's health post-hospital (Q34 to Q36)

- 31% have experienced a period of time when they felt overly anxious or worried for no apparent reason.
 - 65% of those felt overly anxious or worried for four weeks or less.
 - 88% of those were able to talk to someone or receive help about how they had been feeling.

2.2 Comparisons with Peer Group and State (Q1 to Q14)

Groups are marked with a 'p' when there is a statistical significant difference between the hospital and the peer group and are marked with an 's' when there is a statistical significant difference between the hospital and state public hospitals.

Table 1: Comparison of Cairns Base Hospital results with their peer group and state public hospitals

Question	Value	Cairns Base Hospital (%)	Principal Referral and Specialised (%)	State Public Hospitals (%)
Q1. Received Advice about feeding baby	Yes	88	87	87
	No	12	13	13
	Don't know / Can't remember	0	1	0
Q2. Satisfaction with advice about feeding baby	Very satisfied	49	47	47
	Satisfied	41	42	42
	Neither satisfied or dissatisfied	4	4	4
	Dissatisfied	6	5	5
	Very dissatisfied	1	1	1
	No advice given	0	0	0
Q3. Advice about baby care	Yes	(p) (s) 58	71	73
	No	(p) (s) 40	28	27
	Don't know / Can't remember	(s) 2	1	1
Q4. Advice about settling baby	Yes	51	52	55
	No	47	45	42
	Don't know / Can't remember	2	3	3
Q5. Advice about baby's health	Yes	85	84	84
	No	14	15	15
	Don't know / Can't remember	1	1	1
Q6. Satisfaction with advice about baby's health	Very satisfied	(s) 43	51	52
	Satisfied	51	42	42
	Neither satisfied or dissatisfied	3	3	3
	Dissatisfied	2	3	2
	Very dissatisfied	1	1	1
	No advice given	1	0	0
Q7. Advice about own health	Yes	(p) (s) 75	83	83
	No	(p) (s) 23	16	16
	Don't know / Can't remember	2	1	1

Question	Value	Cairns Base Hospital (%)	Principal Referral and Specialised (%)	State Public Hospitals (%)
Q8. Satisfaction with advice about own health	Very satisfied	(s) 41	50	51
	Satisfied	51	43	42
	Neither satisfied or dissatisfied	2	2	2
	Dissatisfied	5	3	3
	Very dissatisfied	1	1	1
	No advice given	1	0	0
	Don't know / Can't remember	1	0	0
Q9. Advice about going home	Yes	(p) (s) 61	73	73
	No	(p) (s) 37	25	25
	Don't know / Can't remember	1	2	2
Q10. Advice about how to contact nearest baby or child health care centre	Yes	88	86	88
	No	11	12	11
	Don't know / Can't remember	1	1	1
Q10z. Planned Caesarean	Yes	15	16	16
	No	85	84	84
Q11. Care by midwife during labour and pregnancy	Yes	(p) (s) 19	12	12
	No	(p) (s) 78	87	87
	Don't know / Can't remember	2	1	1
Q11a. Frequency with which the midwife was seen during pregnancy	1 - 2 times	(p) (s) 56	33	35
	More often (3+ times)	(p) 44	65	64
	Not sure	0	1	2
Q12. Care by midwife during labour and in hospital after the birth	Yes	18	15	22
	No	80	84	76
	Don't know / Can't remember	2	2	2
Q13. Feelings about length of time in hospital	Too short	(p) (s) 8	18	14
	About right	79	74	76
	Too long	12	8	9
	Don't know / Can't remember	0	0	0
	Refused	0	0	0
Q14. Overall description of care received in hospital	Very good	55	51	54
	Good	33	35	34
	Neither good nor poor	4	6	5
	Poor	6	5	5
	Very poor	1	2	3
	Don't know / Can't remember	0	0	0
	Refused	0	0	0

2.3 Performed well

Cairns Base Hospital performed better than the average of other public hospitals in their peer group (Principal Referral and Specialised) and across other public hospitals in Queensland in the following areas:

- mothers reporting that the midwife who cared for them during labour also cared for them during their pregnancy (Q11).

2.4 Did not perform well

Cairns Base Hospital performed worse than the average of other public hospitals in their peer group (Principal Referral and Specialised) and across other public hospitals in Queensland in the following areas:

- providing mothers with advice face-to-face about baby care (Q3);
- providing mothers with advice face-to-face about their own health after the birth of the baby (Q7); and
- providing mothers with advice face-to-face about going home (Q9).

Cairns Base Hospital performed worse than the average of other public hospitals in their peer group (Principal Referral and Specialised) in the following areas:

- mothers reporting that they saw the midwife three or more times during their pregnancy (Q11).

Cairns Base Hospital performed worse than the average of other public hospitals in Queensland in the following areas:

- mothers being very satisfied with the advice given to them face-to-face about their baby's health (Q6); and
- mothers being very satisfied with the advice given to them face-to-face about their own health after the birth of the baby (Q8).

3.0 Perceptions of in-hospital care

3.1 *Advice about feeding your baby (Q1 and Q2)*

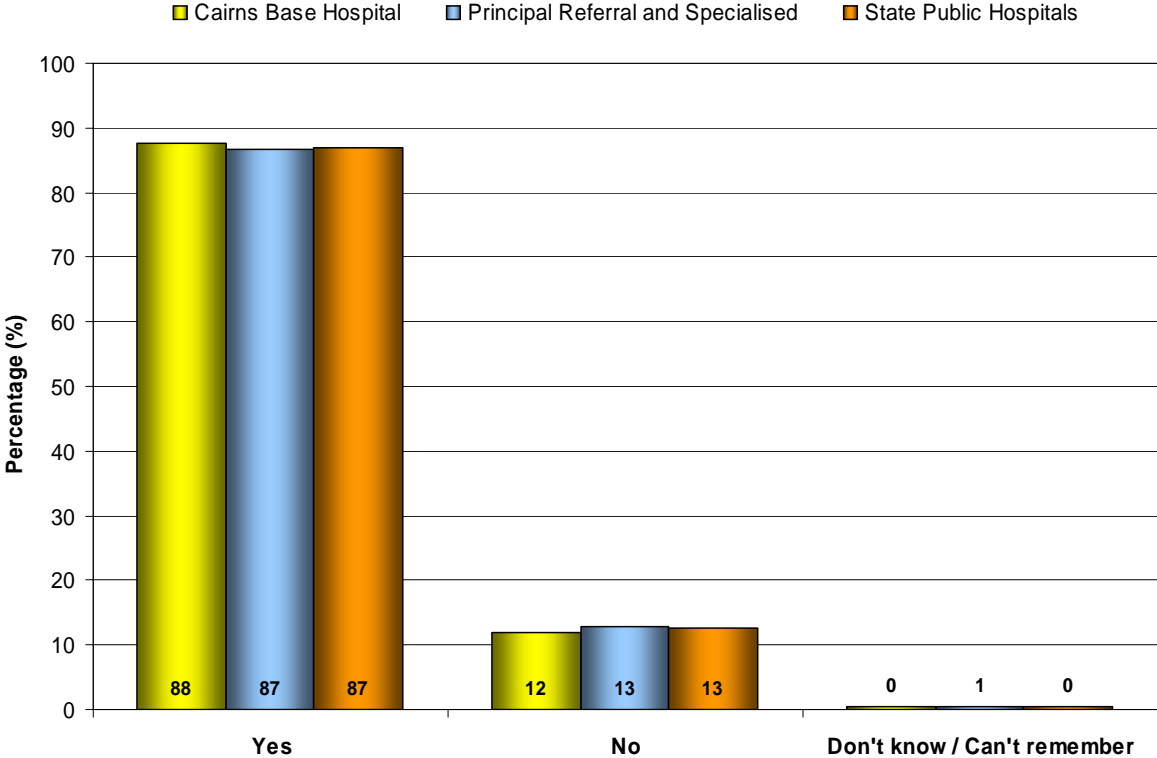
3.1.1 Whether received advice about feeding your baby (Q1)

Respondents were asked: *During your hospital stay, did the hospital staff provide you with advice face-to-face about feeding your baby (e.g. breastfeeding, formula feeding)?*

Overall

- Of the 220 Cairns Base Hospital respondents, the majority (88%) were provided with advice face-to-face about feeding their baby, compared to 87% of the 2,048 respondents from the peer group and 87% of the 4,355 respondents in Queensland.

Figure 1: Received advice about feeding baby



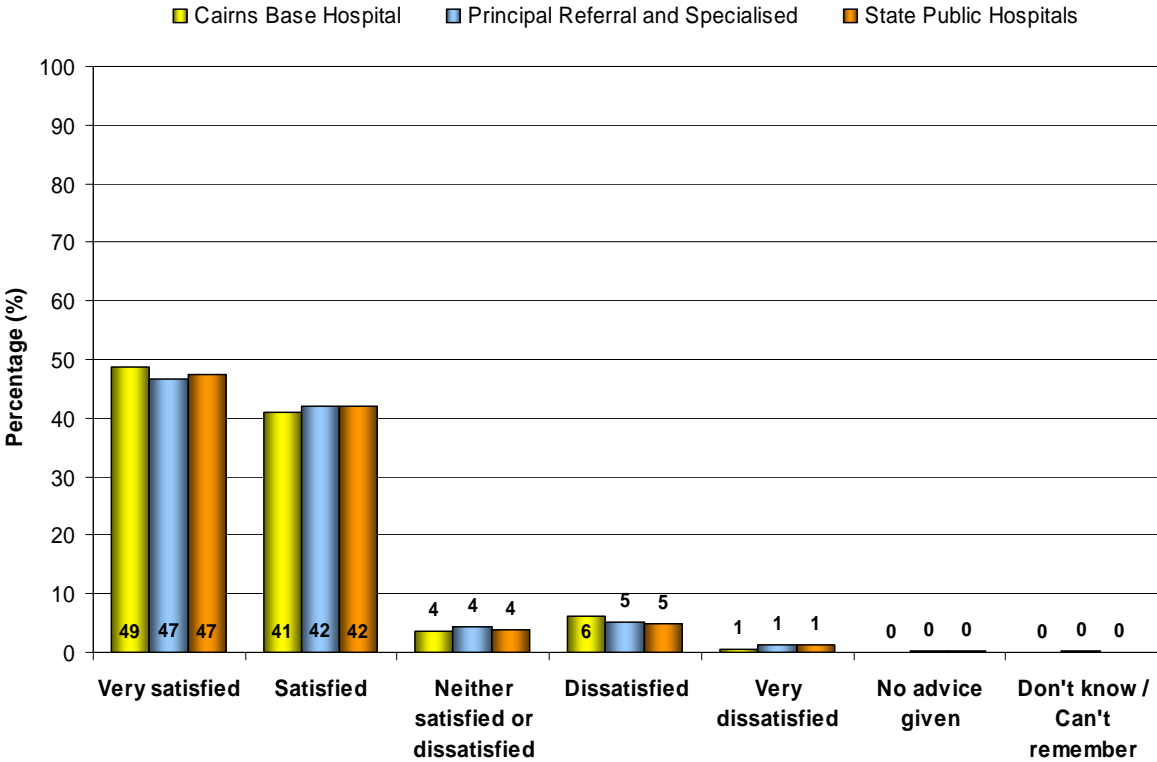
3.1.2 Satisfaction with advice about feeding your baby (Q2)

Respondents were asked: *Overall, how satisfied were you with the advice given to you at the hospital on feeding your baby?*

Overall

- Of the 193 Cairns Base Hospital respondents who were offered face-to-face advice about feeding their baby, 90% were satisfied or very satisfied with the advice given to them at the hospital, compared to 89% of the 1,773 respondents from the peer group and 90% of the 3,788 respondents in Queensland.

Figure 2: Satisfaction with advice about feeding baby



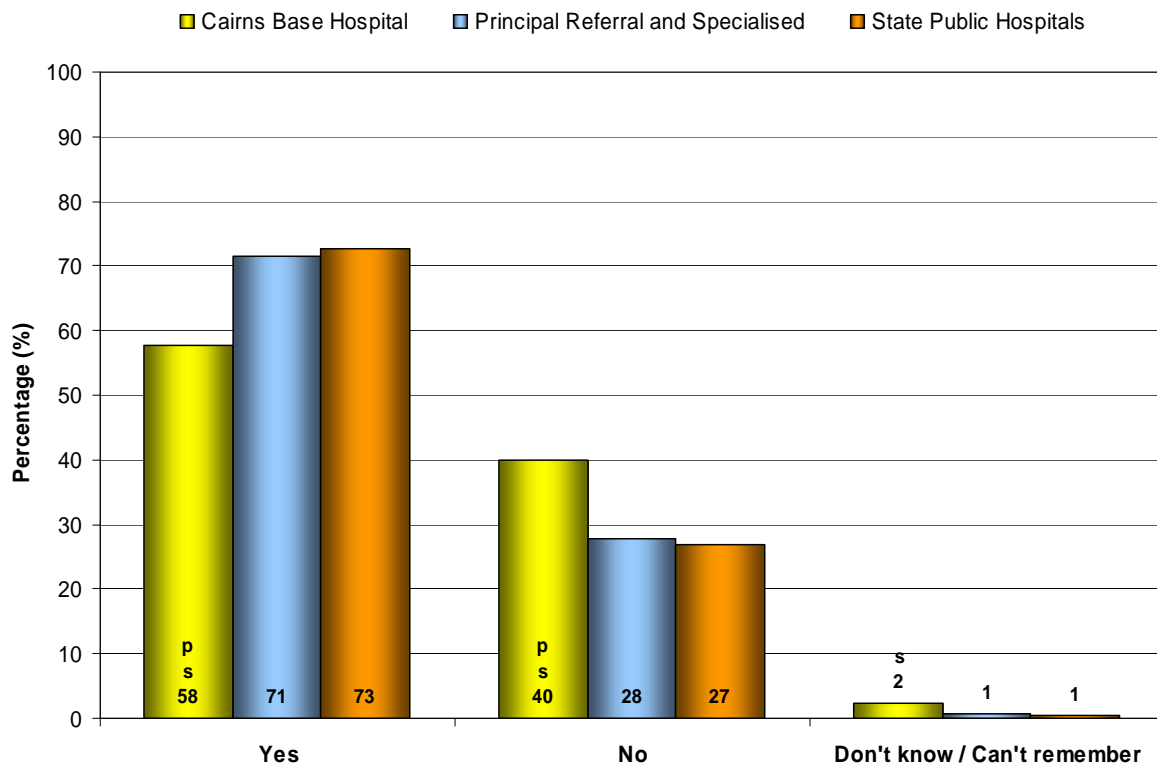
3.2 Advice about baby care (Q3)

Respondents were asked: *During your hospital stay, did the hospital staff provide you with advice face-to-face about baby care (e.g. nappy changing, bathing)?*

Overall

- Of the 220 Cairns Base Hospital respondents, 58% were provided with advice face-to-face about baby care, compared to 71% of the 2,048 respondents from the peer group and 73% of the 4,355 respondents in Queensland.
- The proportion of mothers from Cairns Base Hospital who were provided with advice face-to-face about baby care was significantly lower than the proportion in Principal Referral and Specialised Hospitals and State Public Hospitals.

Figure 3: Advice about baby care



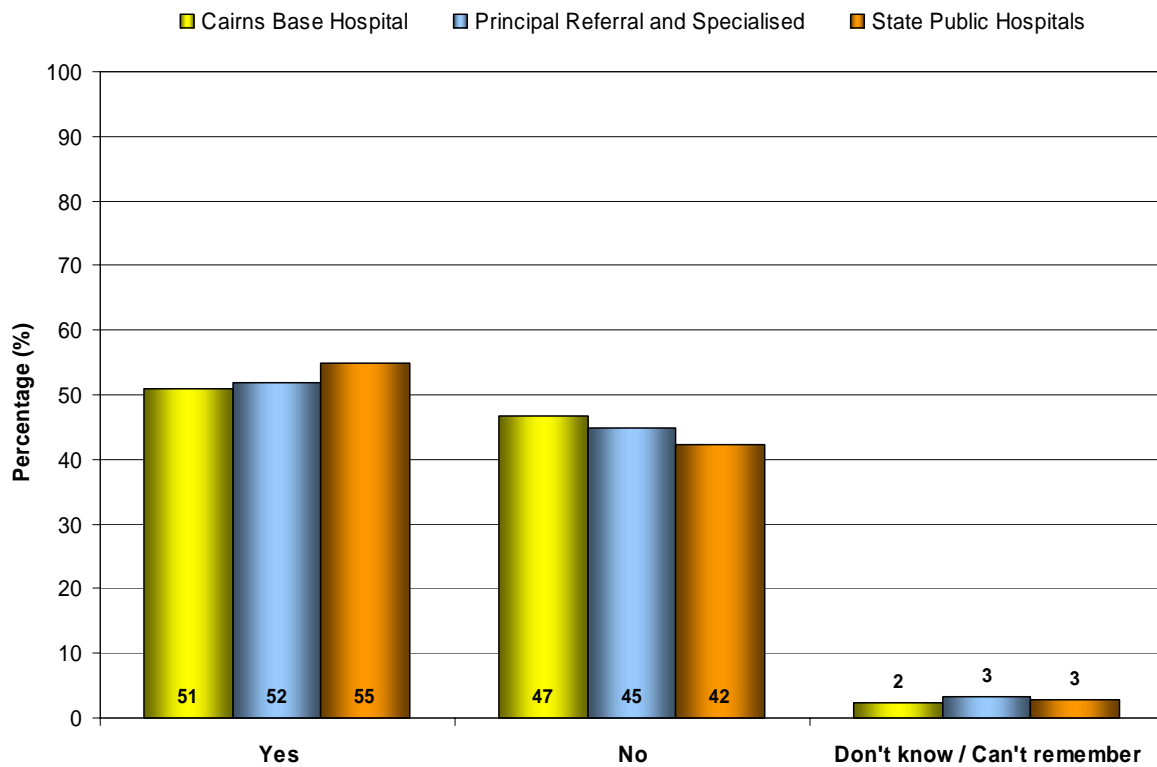
3.3 Advice about settling your baby (Q4)

Respondents were asked: *During your hospital stay, did the hospital staff provide you with advice face-to-face about settling your baby?*

Overall

- Of the 220 Cairns Base Hospital respondents to the survey, 51% were provided with advice face-to-face about settling their baby, compared to 52% of the 2,048 respondents from the peer group and 55% of the 4,355 respondents in Queensland.

Figure 4: Advice about settling baby



3.4 Advice about your baby's health (Q5 and Q6)

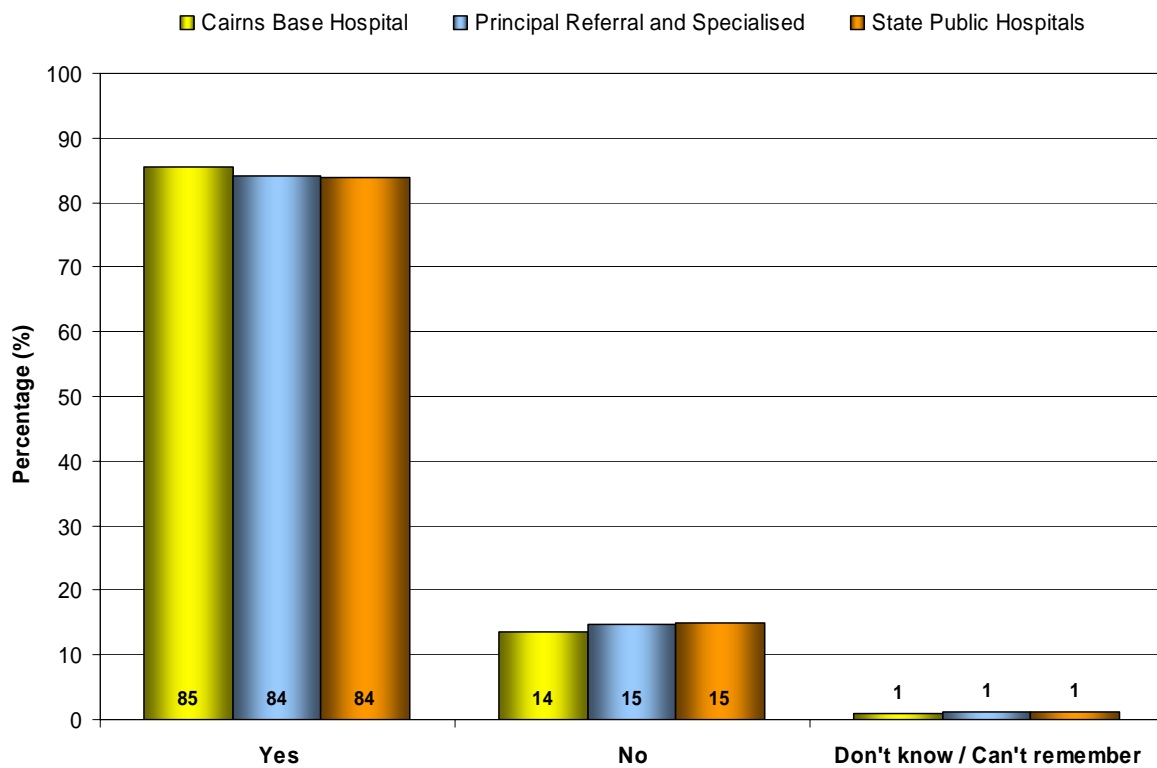
3.4.1 Whether received advice about your baby's health (Q5)

Respondents were asked: *During your hospital stay, did the hospital staff provide you with advice face-to-face about your baby's health?*

Overall

- Of the 220 Cairns Base Hospital respondents, 85% were provided with advice face-to-face about their baby's health, compared to 84% of the 2,048 respondents from the peer group and 84% of the 4,355 respondents in Queensland.

Figure 5: Advice about baby's health



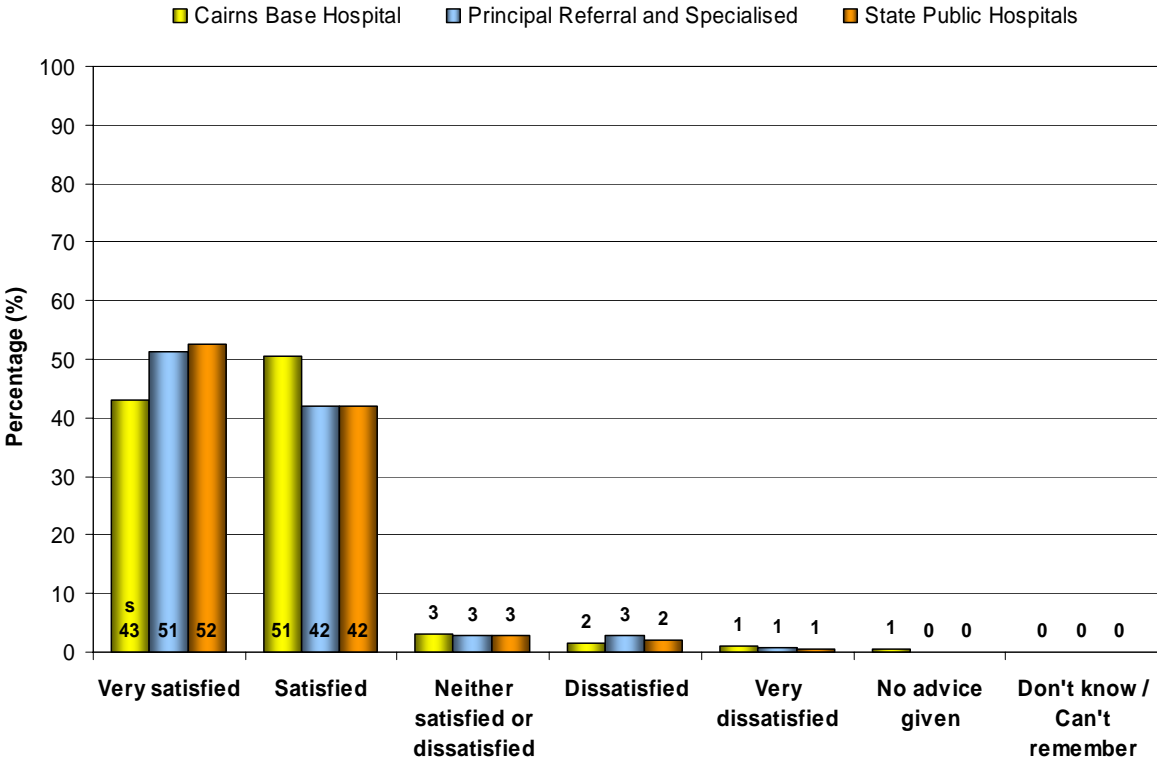
3.4.2 Satisfaction with advice about your baby's health (Q6)

Respondents who were offered face-to-face advice about their baby's health were asked: *Overall, how satisfied were you with the advice given to you at the hospital on your baby's health?*

Overall

- Of the 188 Cairns Base Hospital respondents who were offered face-to-face advice about their baby's health, the majority (94%) were satisfied or very satisfied with the advice given to them at the hospital, compared to 93% of the 1,722 respondents from the peer group and 94% of the 3,655 respondents in Queensland.
- The proportion of mothers from Cairns Base Hospital who were very satisfied with the advice given to them at the hospital was significantly lower than the proportion in State Public Hospitals.

Figure 6: Satisfaction with advice about baby's health



3.5 Advice about your own health (Q7 and Q8)

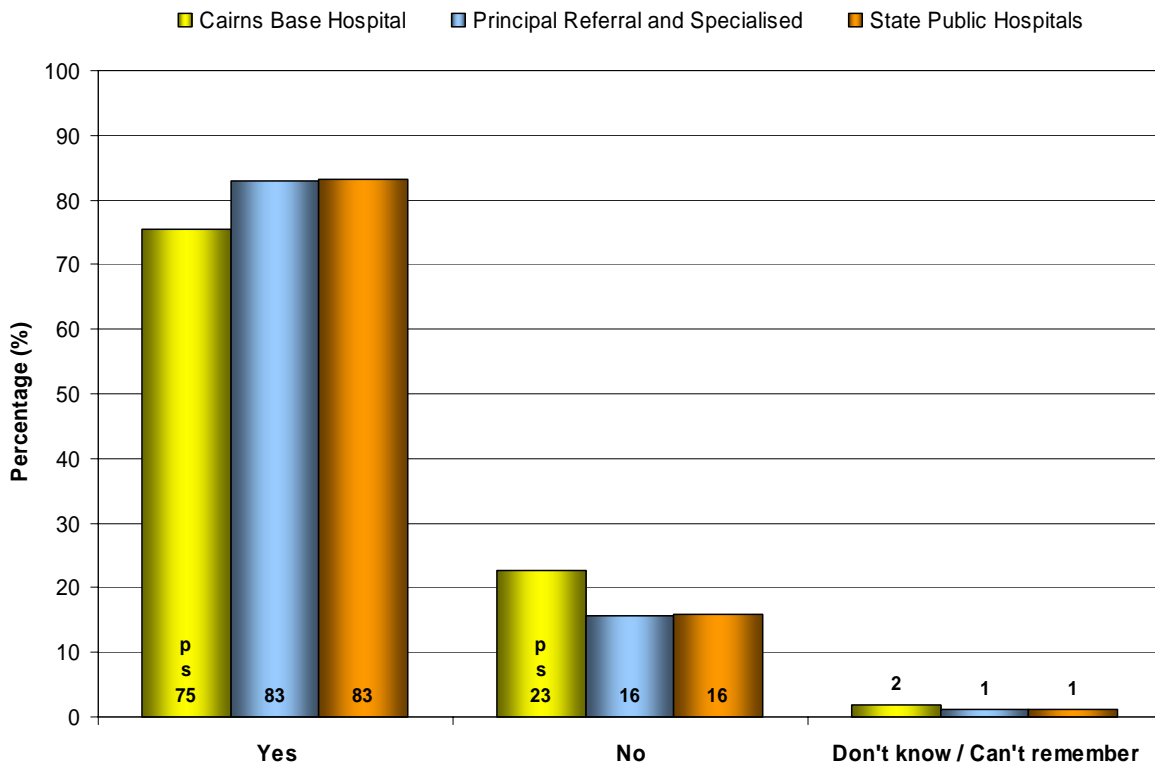
3.5.1 Whether received advice about your own health (Q7)

Respondents were asked: *During your hospital stay, did the hospital staff provide you with advice face-to-face about your own health after the birth of the baby?*

Overall

- Of the 220 Cairns Base Hospital respondents, 75% were provided with advice face-to-face about their own health after the birth of the baby, compared to 83% of the 2,048 respondents from the peer group and 83% of the 4,355 respondents in Queensland.
- The proportion of mothers from Cairns Base Hospital who were provided with advice face-to-face about their own health after the birth of the baby was significantly lower than the proportion in Principal Referral and Specialised Hospitals and State Public Hospitals.

Figure 7: Advice about own health



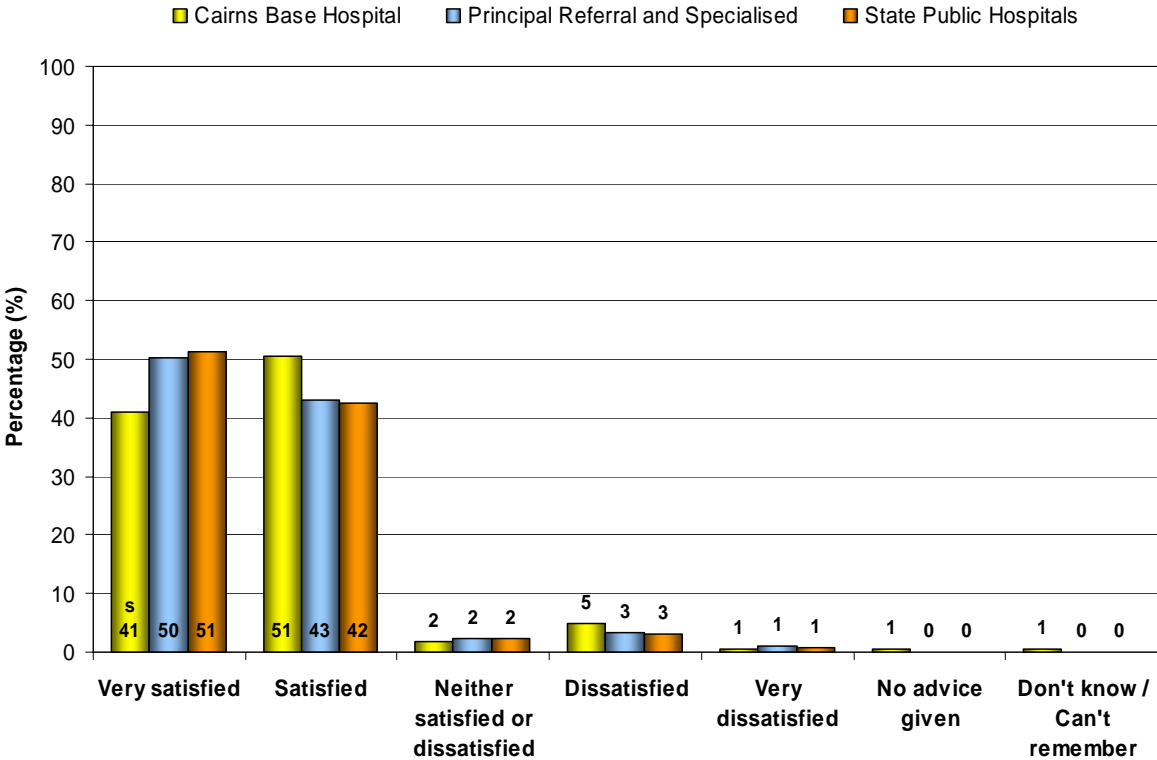
3.5.2 Satisfaction with advice about your own health (Q8)

Respondents who were offered face-to-face advice about their own health after the birth of the baby were asked: *Overall, how satisfied were you with the advice given to you at the hospital on your own health after the birth of the baby?*

Overall

- Of the 166 Cairns Base Hospital respondents who were offered face-to-face advice about their own health after the birth of the baby, 92% were satisfied or very satisfied with the advice given to them at the hospital, compared to 93% of the 1,701 respondents from the peer group and 94% of the 3,621 respondents in Queensland.
- The proportion of mothers from Cairns Base Hospital who were very satisfied with the advice given to them at the hospital was significantly lower than the proportion in State Public Hospitals.

Figure 8: Satisfaction with advice about own health



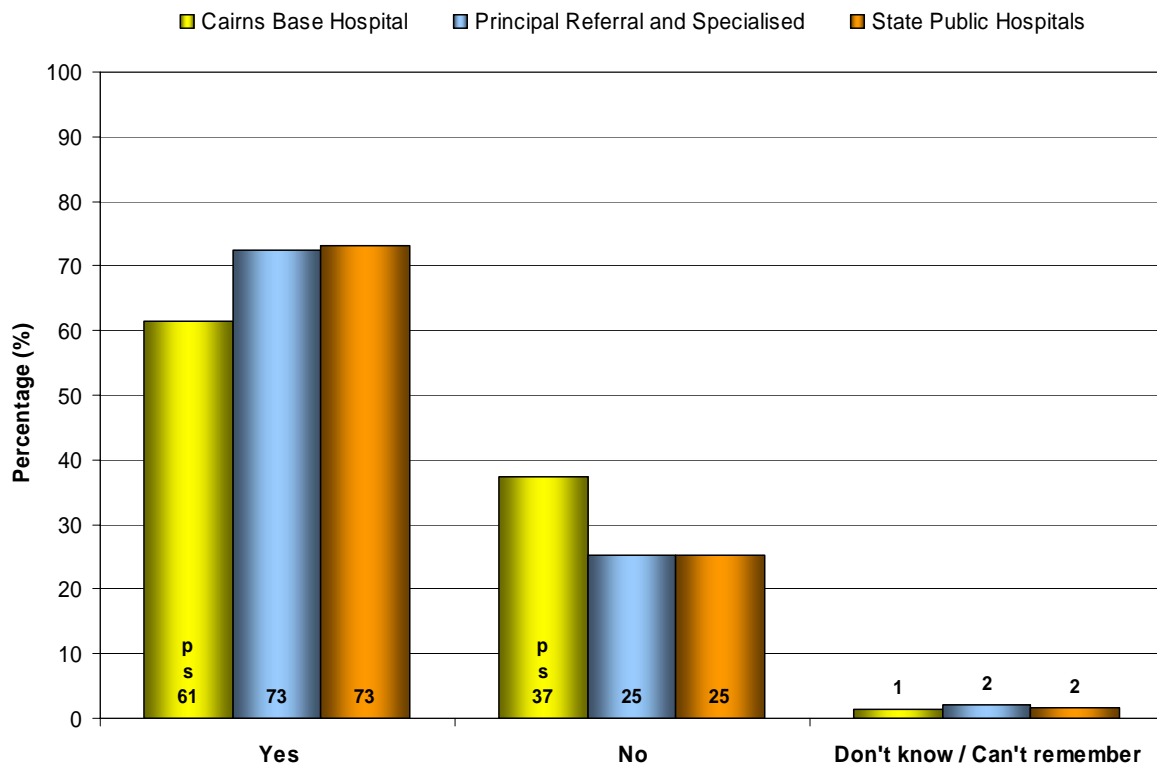
3.6 Advice about going home (Q9)

Respondents were asked: *During your hospital stay, did the hospital staff provide you with advice face-to-face about going home?*

Overall

- Of the 220 Cairns Base Hospital respondents, 61% were provided with advice face-to-face about going home, compared to 73% of the 2,048 respondents from the peer group and 73% of the 4,355 respondents in Queensland.
- The proportion of mothers from Cairns Base Hospital who were provided with advice face-to-face about going home was significantly lower than the proportion in Principal Referral and Specialised Hospitals and State Public Hospitals.

Figure 9: Advice about going home



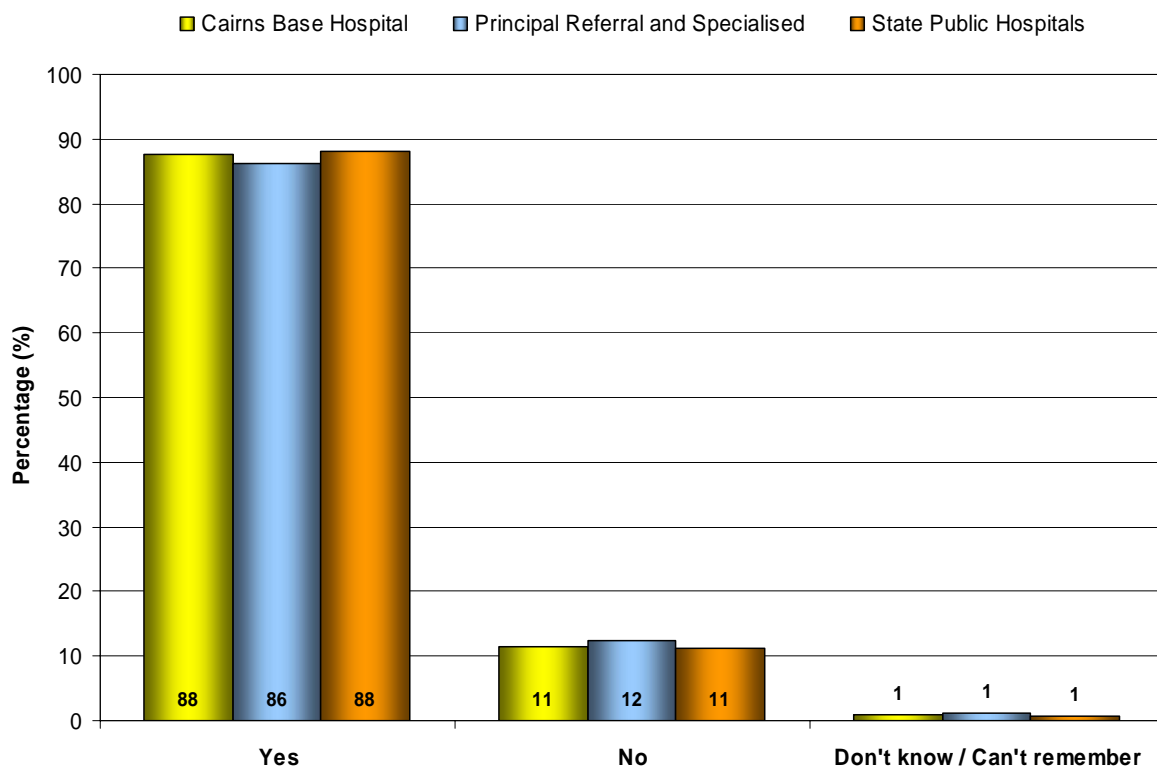
3.7 Advice about how to contact your nearest baby or child health care centre (Q10)

Respondents were asked: *During your hospital stay, did the hospital staff provide you with advice face-to-face about how to contact your nearest baby or child health care centre?*

Overall

- Of the 220 Cairns Base Hospital respondents, 88% were provided with advice face-to-face about how to contact their nearest baby or child health care centre, compared to 86% of the 2,048 respondents from the peer group and 88% of the 4,355 respondents in Queensland.

Figure 10: Advice about how to contact nearest baby or child health care centre



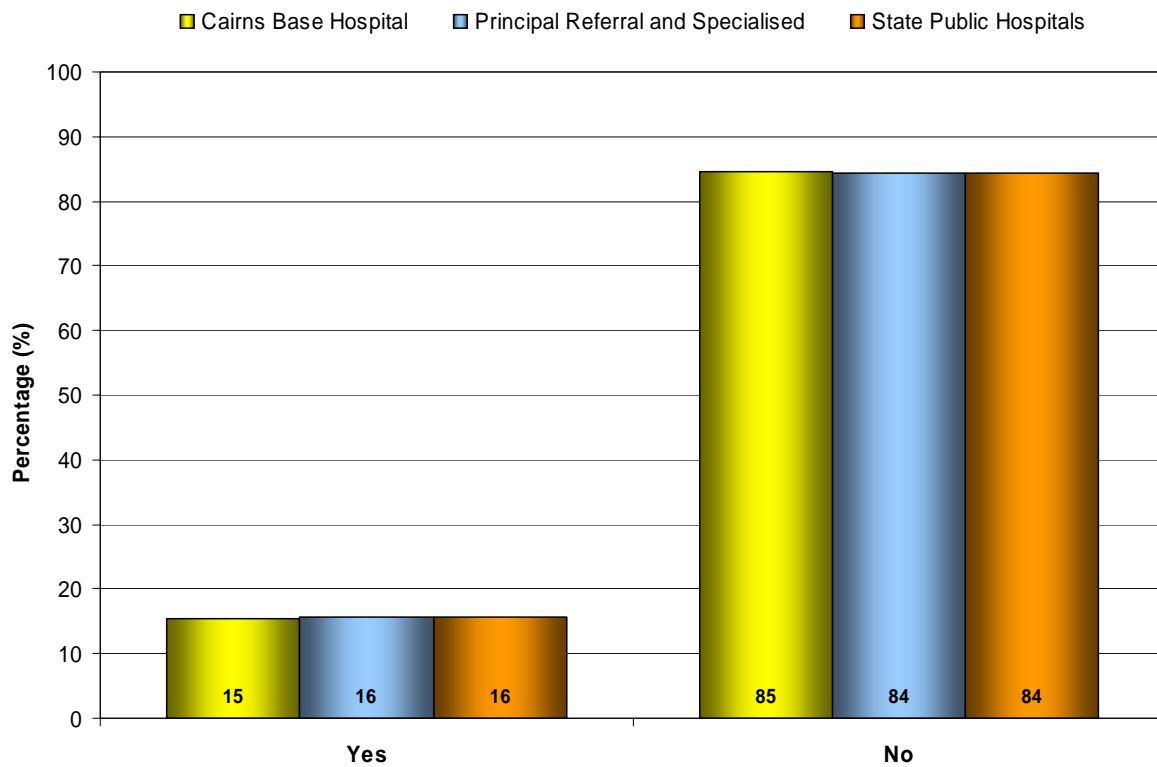
3.8 Planned Caesarean (Q10z)

Respondents were asked: *Did you have a planned Caesarean?*

Overall

- Of the 220 Cairns Base Hospital respondents, 15% had a planned Caesarean, compared to 16% of the 2,048 respondents from the peer group and 16% of the 4,355 respondents in Queensland.

Figure 11: Planned Caesarean



3.9 Care by midwife (Q11, Q11a and Q12)

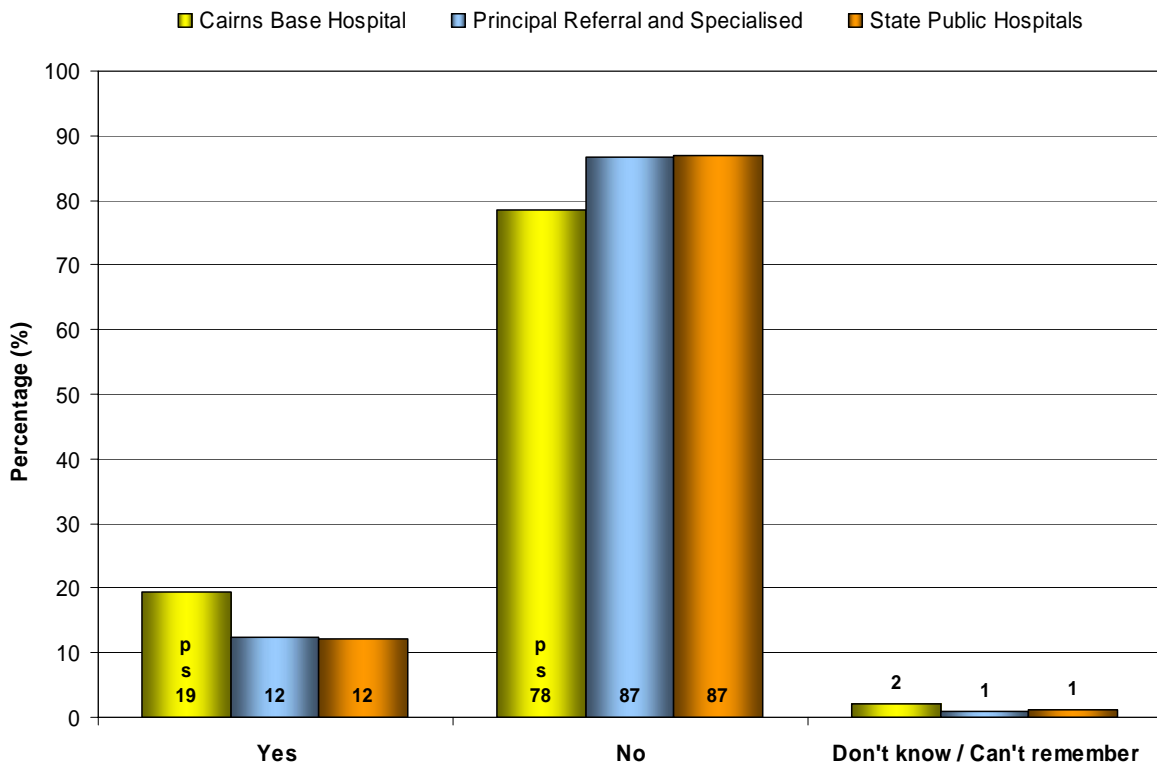
3.9.1 Care by midwife during labour and pregnancy (Q11)

Respondents who did not have a planned Caesarean were asked: *Did the midwife who cared for you DURING LABOUR also care for you during pregnancy?*

Overall

- Of the 186 Cairns Base Hospital respondents who did not have a planned Caesarean, 19% reported that the midwife who cared for them during labour also cared for them during pregnancy, compared to 12% of the 1,729 respondents from the peer group and 12% of the 3,677 respondents in Queensland.
- The proportion of mothers from Cairns Base Hospital who reported that the midwife who cared for them during labour also cared for them during pregnancy was significantly higher than the proportion in Principal Referral and Specialised Hospitals and State Public Hospitals.

Figure 12: Care by midwife during labour and pregnancy



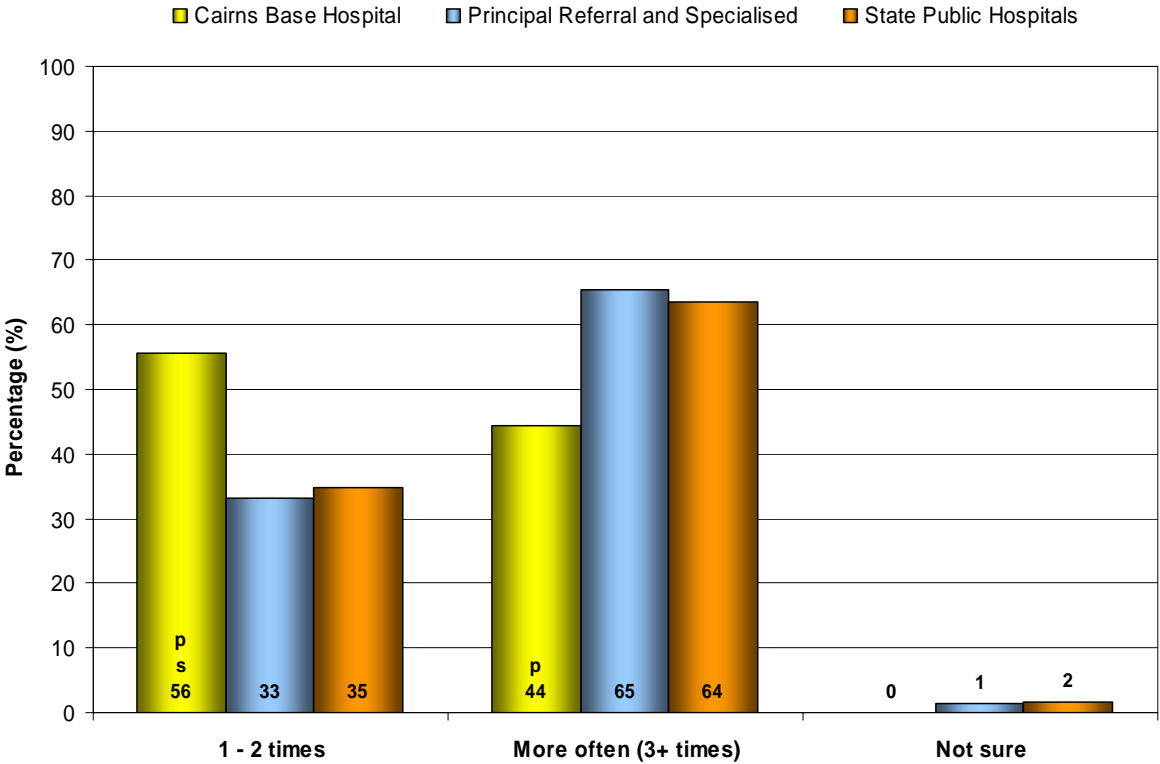
3.9.2 Frequency midwife seen during pregnancy (Q11a)

Respondents who did not have a planned Caesarean and who were cared for by the same midwife during labour and during pregnancy were asked: *How often did you see the midwife during pregnancy?*

Overall

- Of the 36 Cairns Base Hospital respondents who did not have a planned Caesarean and who were cared for by the same midwife during labour and during pregnancy, 44% saw the midwife three or more times, compared to 65% of the 214 respondents from the peer group and 64% of the 445 respondents in Queensland.
- The proportion of mothers from Cairns Base Hospital who saw the midwife three or more times was significantly lower than the proportion in Principal Referral and Specialised Hospitals.

Figure 13: Frequency midwife seen during pregnancy



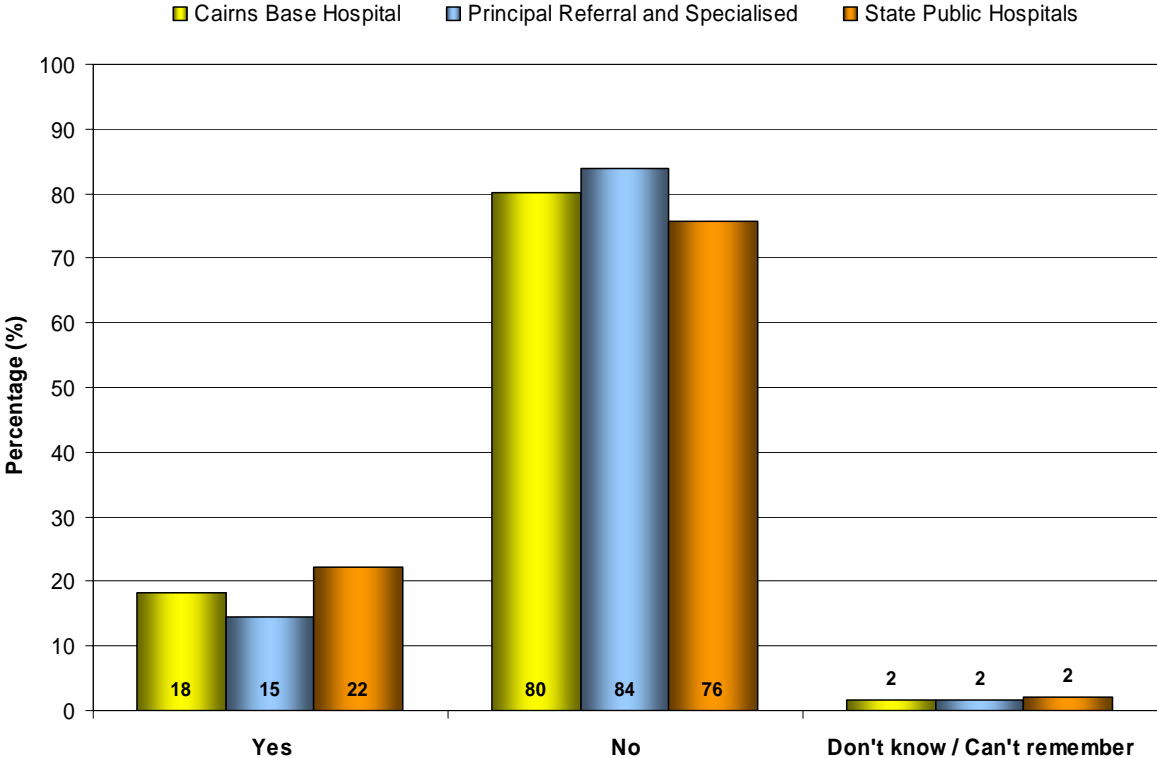
3.9.3 Care by midwife during labour and in hospital after the birth (Q12)

Respondents who did not have a planned Caesarean were asked: *Did the midwife who cared for you during labour also care for you, IN HOSPITAL, after the birth?*

Overall

- Of the 186 Cairns Base Hospital respondents who did not have a planned Caesarean, 18% reported that the midwife who cared for them during labour also cared for them in hospital after the birth, compared to 15% of the 1,729 respondents from the peer group and 22% of the 3,677 respondents in Queensland.

Figure 14: Care by midwife during labour and in hospital after the birth



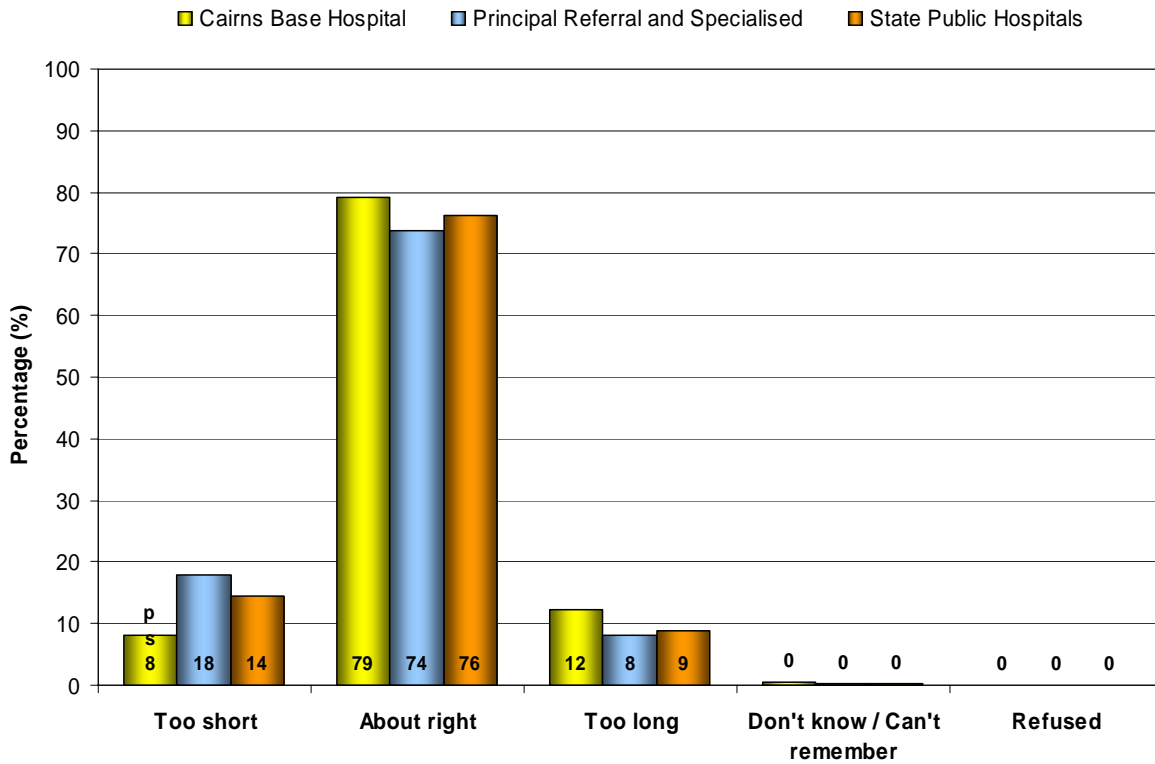
3.10 Feelings about length of time in hospital (Q13)

Respondents were asked: *Overall, what do you feel about the length of time you stayed in hospital after the birth of your child?*

Overall

- Of the 220 Cairns Base Hospital respondents, 79% felt that the length of time they stayed in hospital after the birth of their child was about right, compared to 74% of the 2,048 respondents from the peer group and 76% of the 4,355 respondents in Queensland.
- The proportion of mothers from Cairns Base Hospital who felt that the length of time they stayed in hospital after the birth of their child was too short was significantly lower than the proportion in Principal Referral and Specialised Hospitals and State Public Hospitals.

Figure 15: Feelings about length of time in hospital



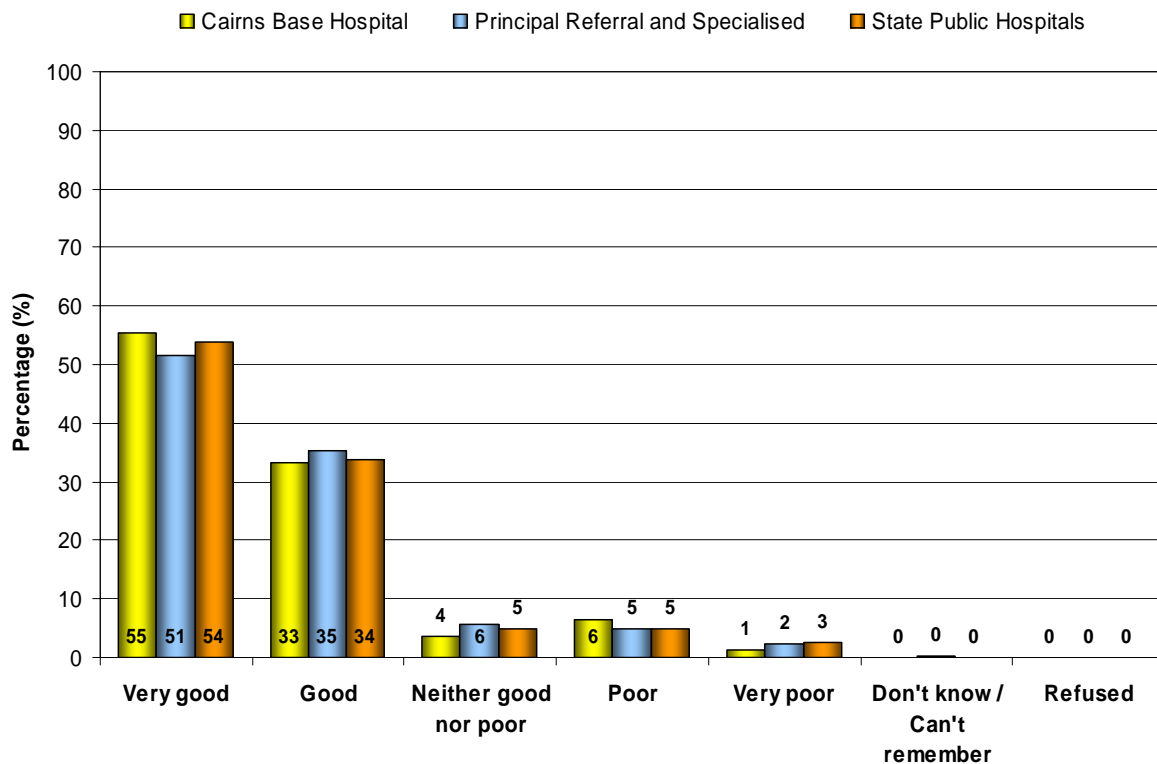
3.11 Overall description of care received in hospital (Q14)

Respondents were asked: *Overall, how would you describe the care you and your baby received in hospital after the birth?*

Overall

- Of the 220 Cairns Base Hospital respondents, 89% described the care they and their baby received after the birth as very good or good, compared to 87% of the 2,048 respondents from the peer group and 87% of the 4,355 respondents in Queensland.

Figure 16: Overall description of care received in hospital



4.0 Perceptions of post-hospital care

4.1 *Care in first week at home (Q15 and Q16)*

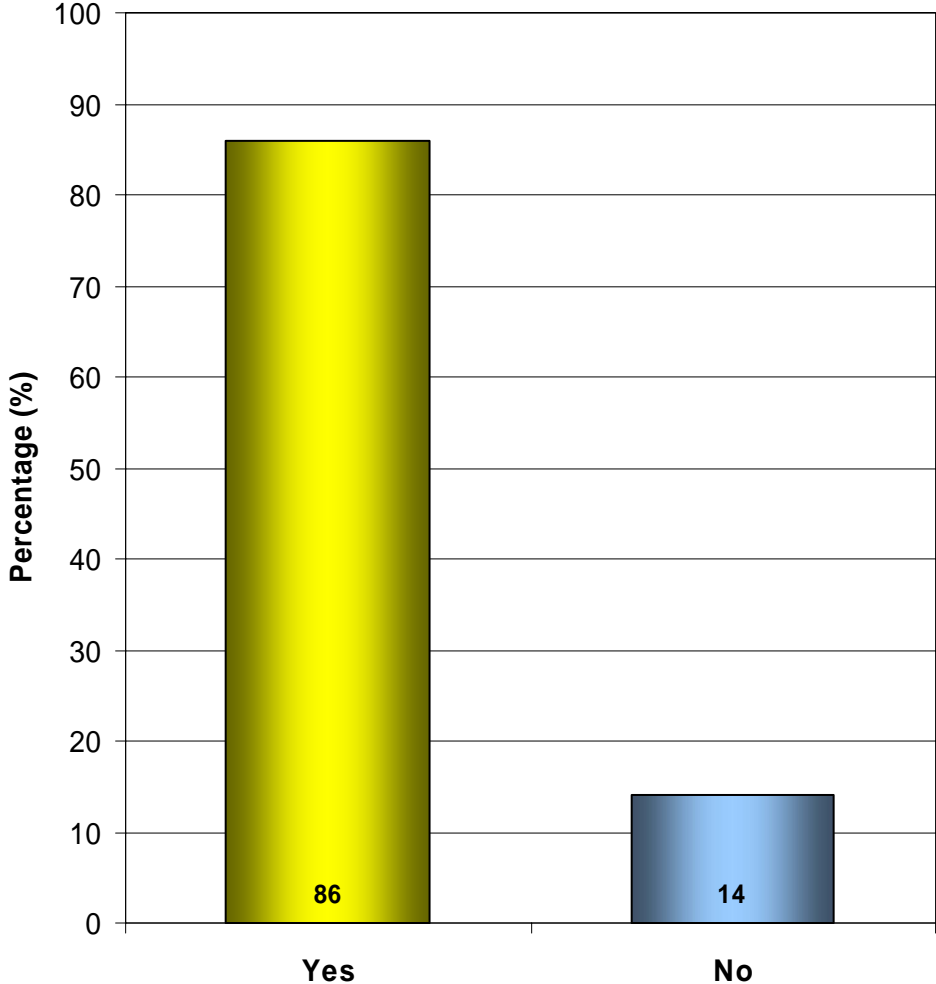
4.1.1 **Left hospital within five days or less of birth (Q15)**

Respondents were asked: *Did you leave hospital with your child within five days or less of giving birth?*

Overall

- Of the 220 Cairns Base Hospital respondents to the survey, 86% left hospital with their child within five days of giving birth.

Figure 17: Left hospital within five days of birth



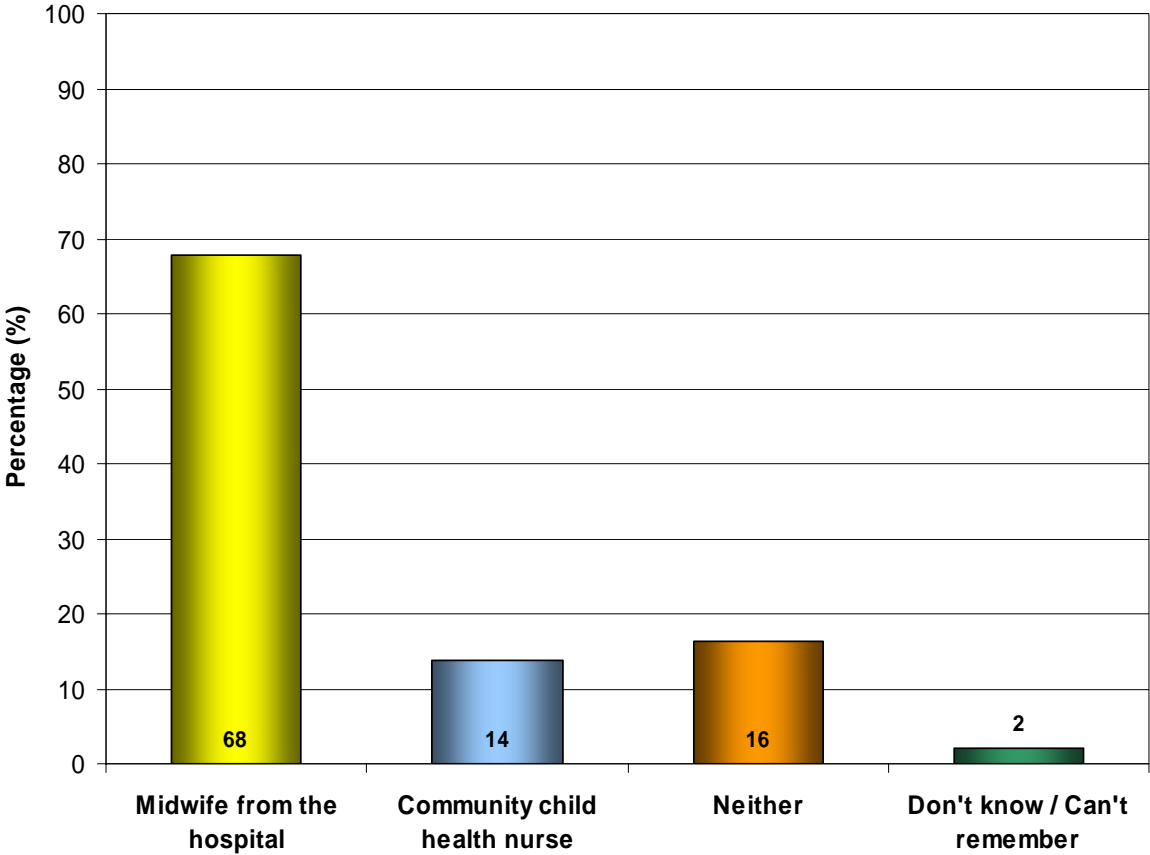
4.1.2 Home visit within the first week (Q16)

Respondents who left hospital within five days or less of giving birth were asked: *Were you visited by a midwife from the hospital or a community or child health nurse within your first week at home with your child?*

Overall

- Of the 189 Cairns Base Hospital respondents who left hospital within five days of giving birth, 68% were visited by a midwife from the hospital.

Figure 18: Home visit within the first week



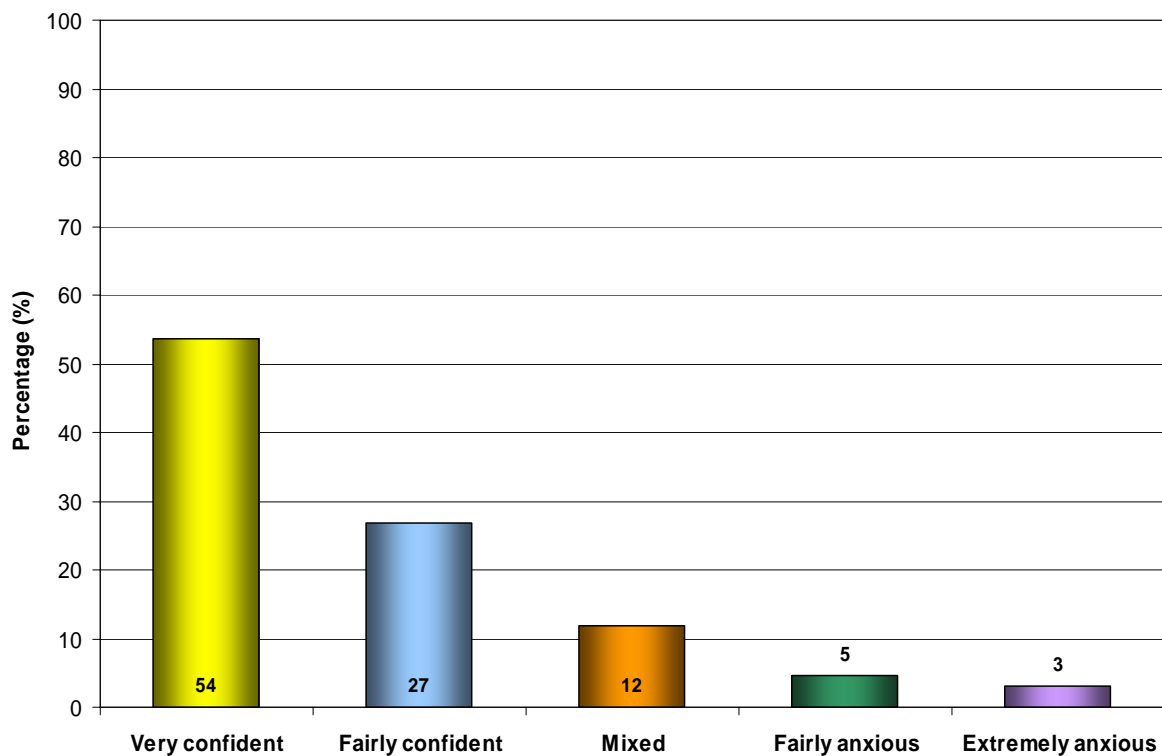
4.2 Confidence in first month (Q17)

Respondents were asked: *Looking back at your first month at home with your new baby, how confident did you feel about looking after your child?*

Overall

- Of the 220 Cairns Base Hospital respondents to the survey, 80% were very confident or fairly confident about looking after their child in the first month at home.

Figure 19: Confidence in first month



4.3 Need for more help or advice in first month (Q18 and Q19)

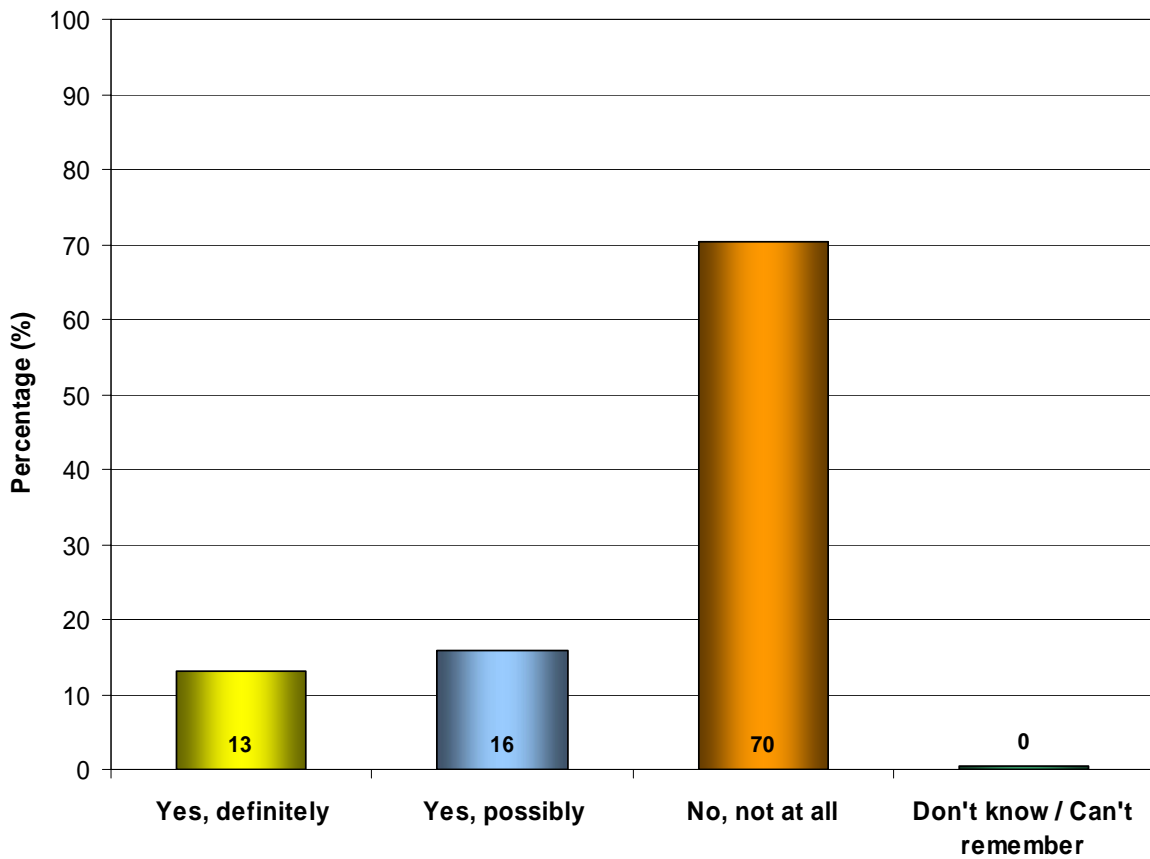
4.3.1 Need for more help or advice in first month (Q18)

Respondents were asked: *In your first month at home, would you have liked more help or advice?*

Overall

- Of the 220 Cairns Base Hospital respondents to the survey, 29% would have liked more help or advice in the first month. 13% would definitely have liked more help or advice in the first month, while a further 16% would possibly have liked more help or advice.

Figure 20: Need for more help or advice in first month



4.3.2 Type of help or advice (Q19)

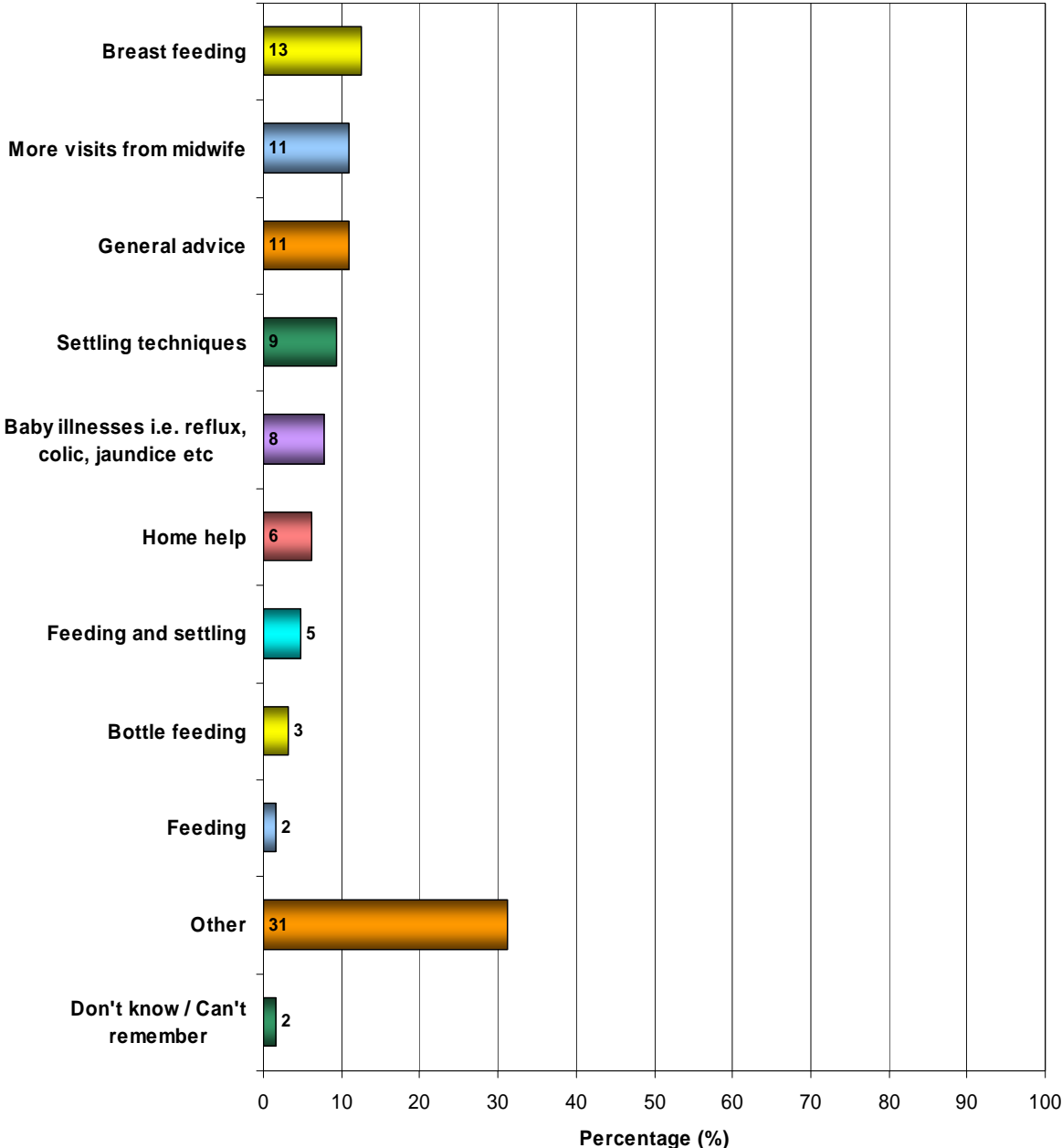
Respondents were asked: *What type of help or advice would you have liked?*

Overall

- Of the 64 Cairns Base Hospital respondents to the survey who would have liked more advice, 13% would have liked more help or advice on breast feeding, while 11% would have liked more visits from a midwife and 11% would have liked more general advice.

The listing of "Other" responses provided to this question are contained in Appendix B.

Figure 21: Type of help or advice



5.0 Breast feeding

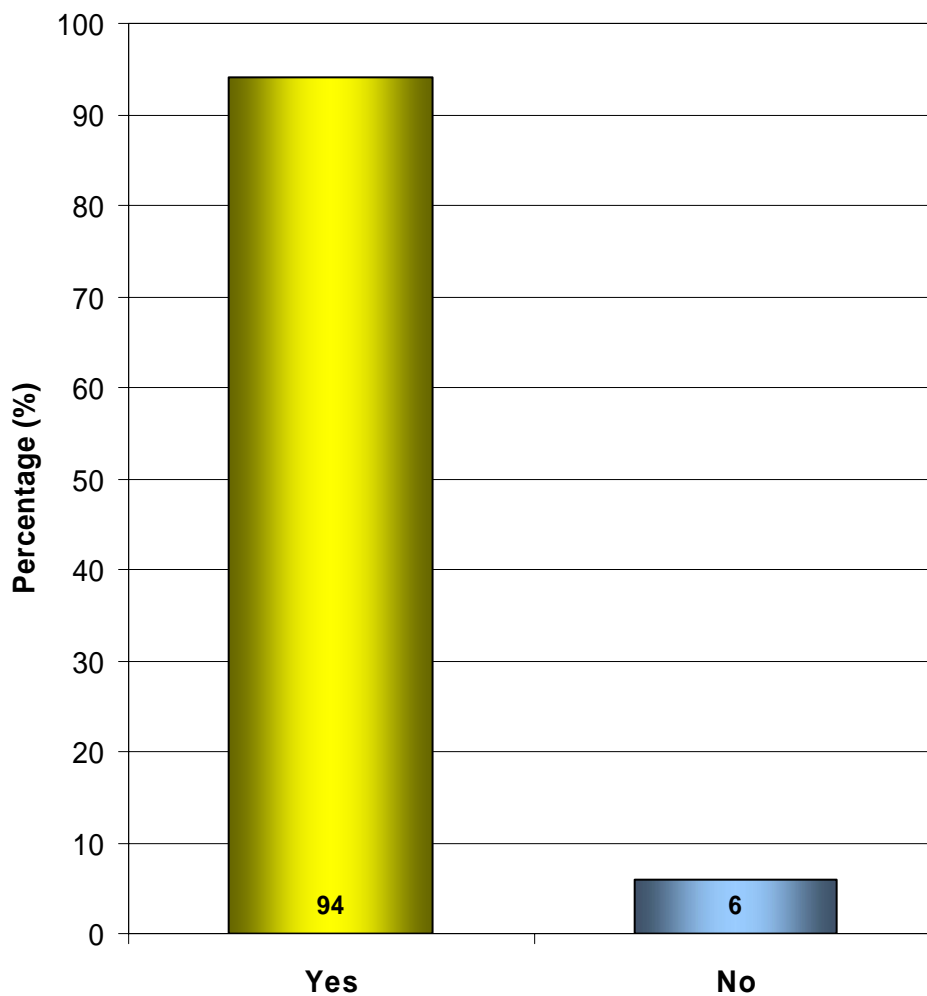
5.1 *Whether child was ever breast fed (Q20)*

Respondents were asked: *Has your child ever been fed any breast milk?*

Overall

- Of the 220 Cairns Base Hospital respondents to the survey, 94% stated that their child had been fed breast milk.

Figure 22: Child ever fed breast milk



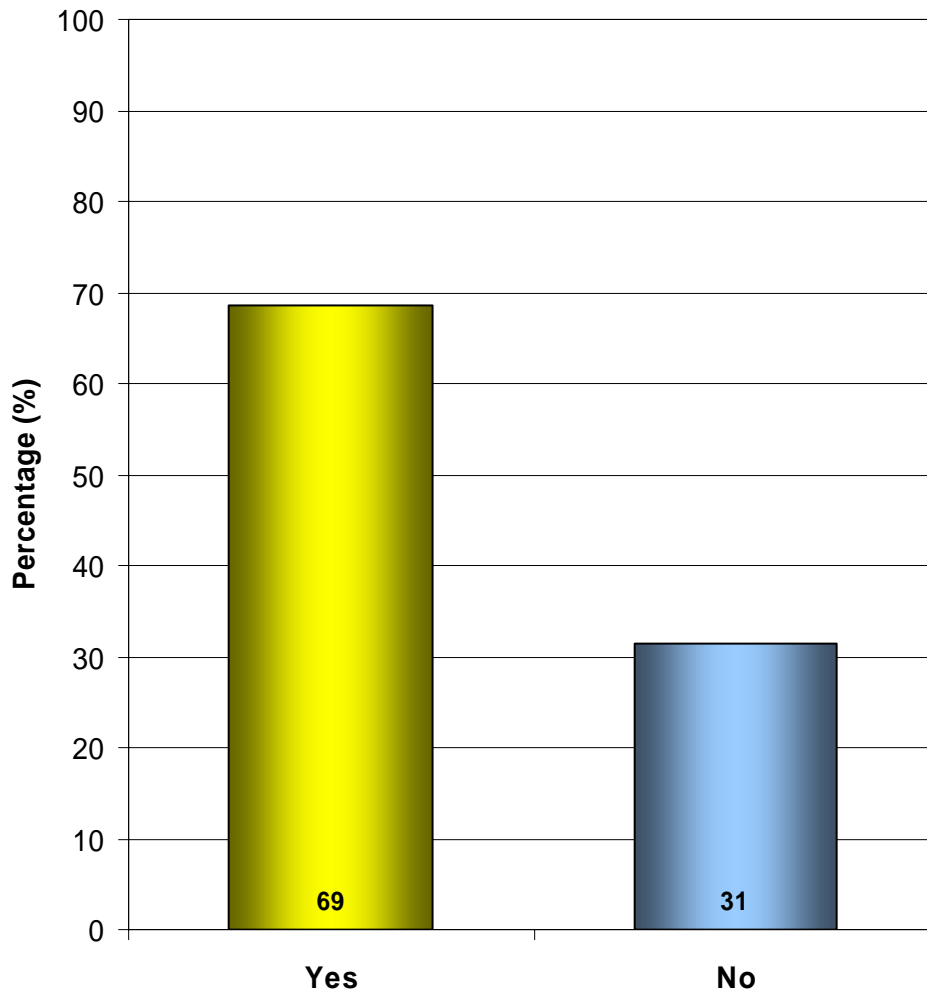
5.2 Whether child is still breast fed (Q21)

Respondents whose child had ever been fed breast milk were asked: *Is your child still being fed any breast milk?*

Overall

- Of the 207 Cairns Base Hospital respondents whose child had ever been fed breast milk, 69% stated that their child was still being fed breast milk.

Figure 23: Child still breast fed



5.3 Age of child when last fed breast milk (Q22)

Respondents whose children were breastfed but are no longer being fed breast milk were asked: *How old was your child when he/she was last fed breast milk?*

Overall

- Of the 65 Cairns Base Hospital respondents whose children were breastfed but are no longer being fed breast milk, 40% stated that their child was last fed breast milk when the child was four weeks old or younger.
- 63% stated that their child was last fed breast milk when the child was between one and three months old.

Table 2: Age of child when last fed breast milk

Age last fed breast milk	Percentage (%)	Cumulative Percentage (%)
1 day	5	5
2 days	2	6
3 days	2	8
7 days	6	14
2 weeks	6	20
3 weeks	9	29
4 weeks	11	40
6 weeks	9	49
7 weeks	3	52
2 months	25	77
3 months	15	92
4 months	8	100

5.4 Reasons for breast feeding (Q23 and Q24)

5.4.1 Main reason for breast feeding (Q23)

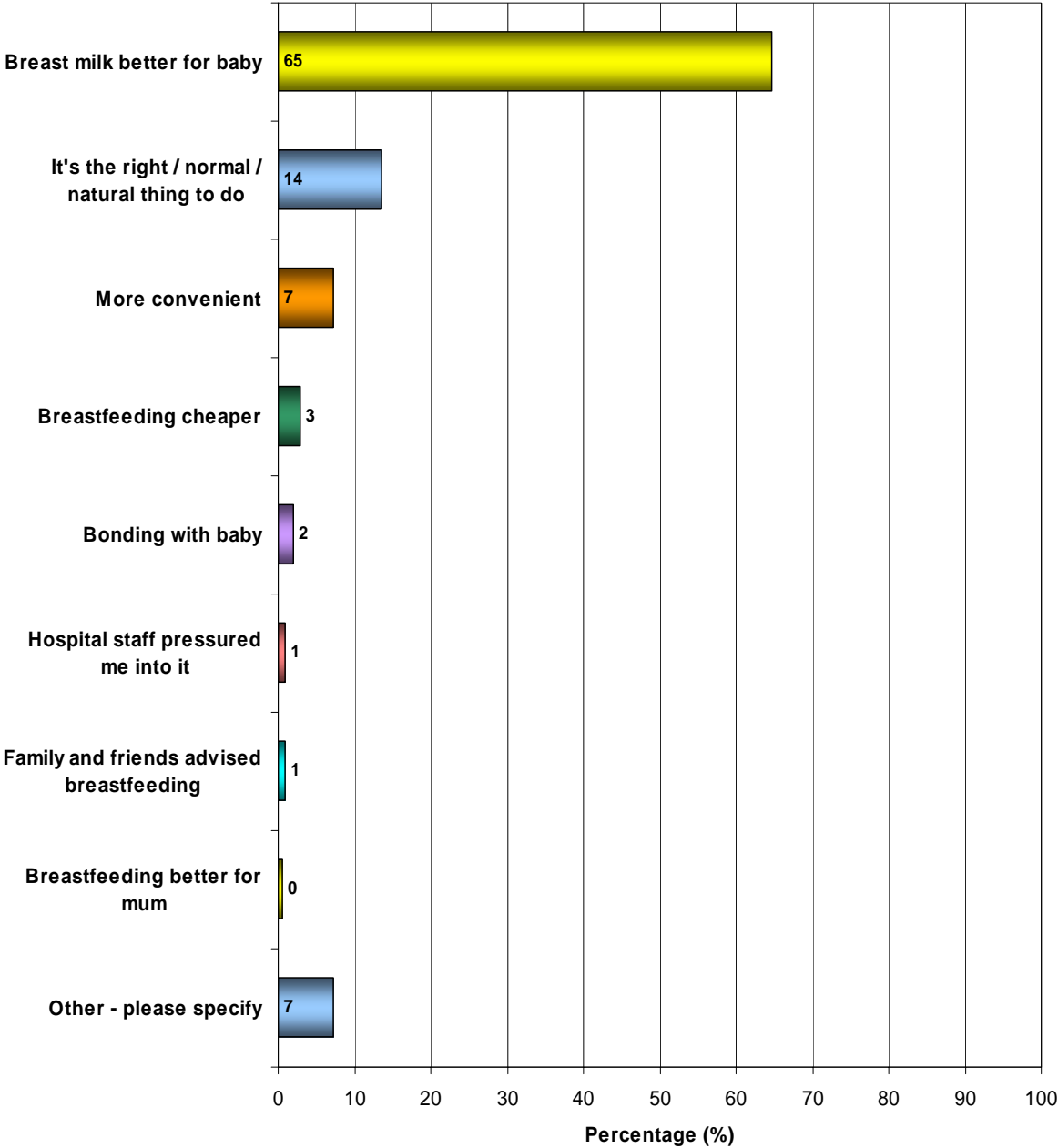
Respondents were asked: *Can you tell me the MAIN reason you chose to feed your child breast milk?*

Overall

- Of the 207 Cairns Base Hospital respondents whose children had ever been fed breast milk, around two thirds (65%) stated that the main reason they chose to feed their child breast milk was because breast milk was better for the baby.

The listing of "Other - please specify" responses provided to this question are contained in Appendix B.

Figure 24: Main reason for breast feeding



5.4.2 Other reasons for breast feeding (Q24)

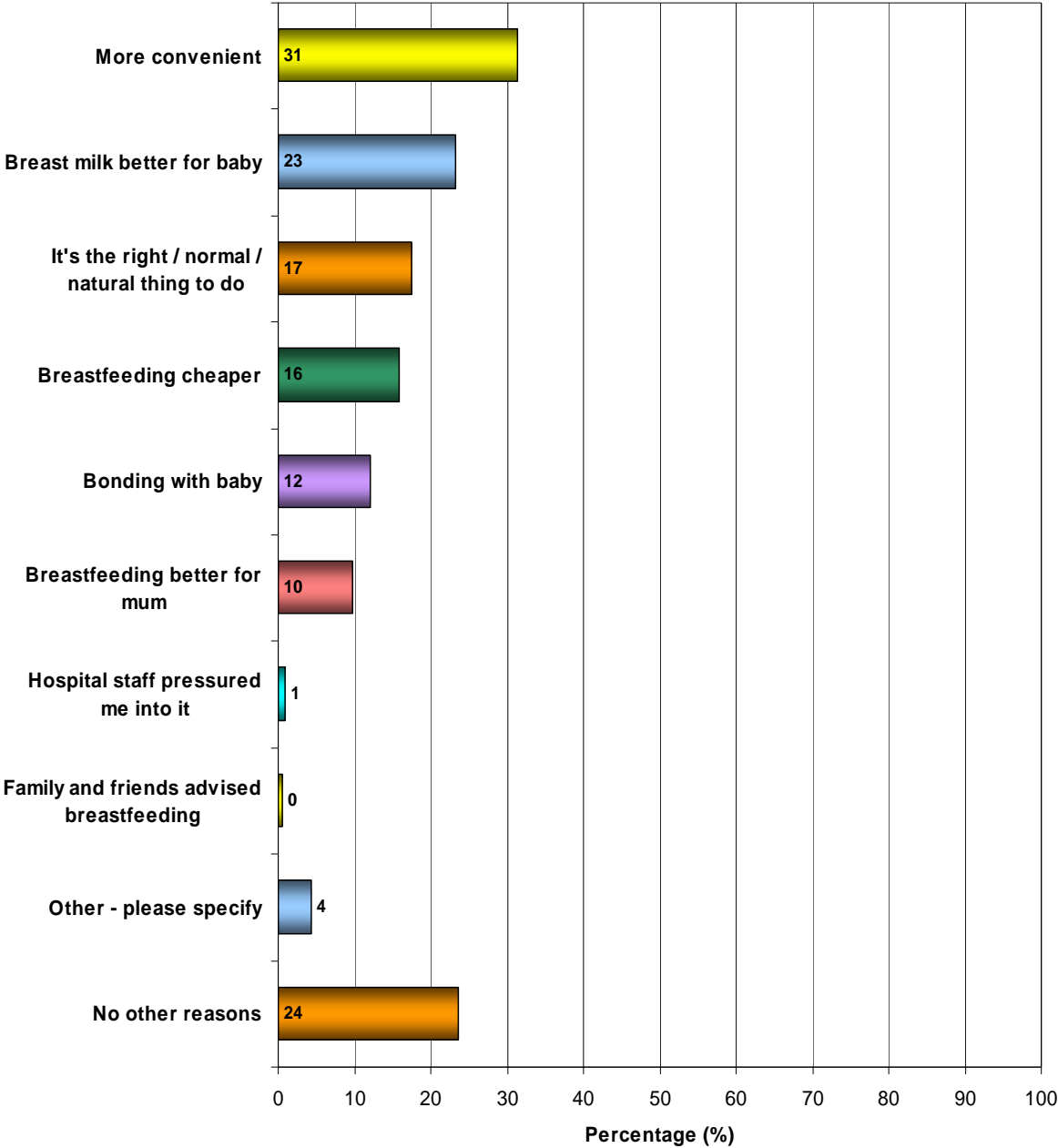
Respondents were asked: *Were there any other reasons why your child was breastfed?*

Overall

- Of the 207 Cairns Base Hospital respondents whose children had ever been fed breast milk, 31% stated that they chose to feed their child breast milk because breastfeeding was more convenient.
- 23% stated that they chose to feed their child breast milk because it was better for the baby.
- 24% stated that they had no other reasons for choosing to feed their child breast milk.

The listing of "Other - please specify" responses provided to this question are contained in Appendix B.

Figure 25: Other reasons for breast feeding



Note: Percentages may add to more than 100% as multiple responses were allowed.

5.5 Reasons for formula feeding (Q25 and Q26)

5.5.1 Main reason for formula feeding (Q25)

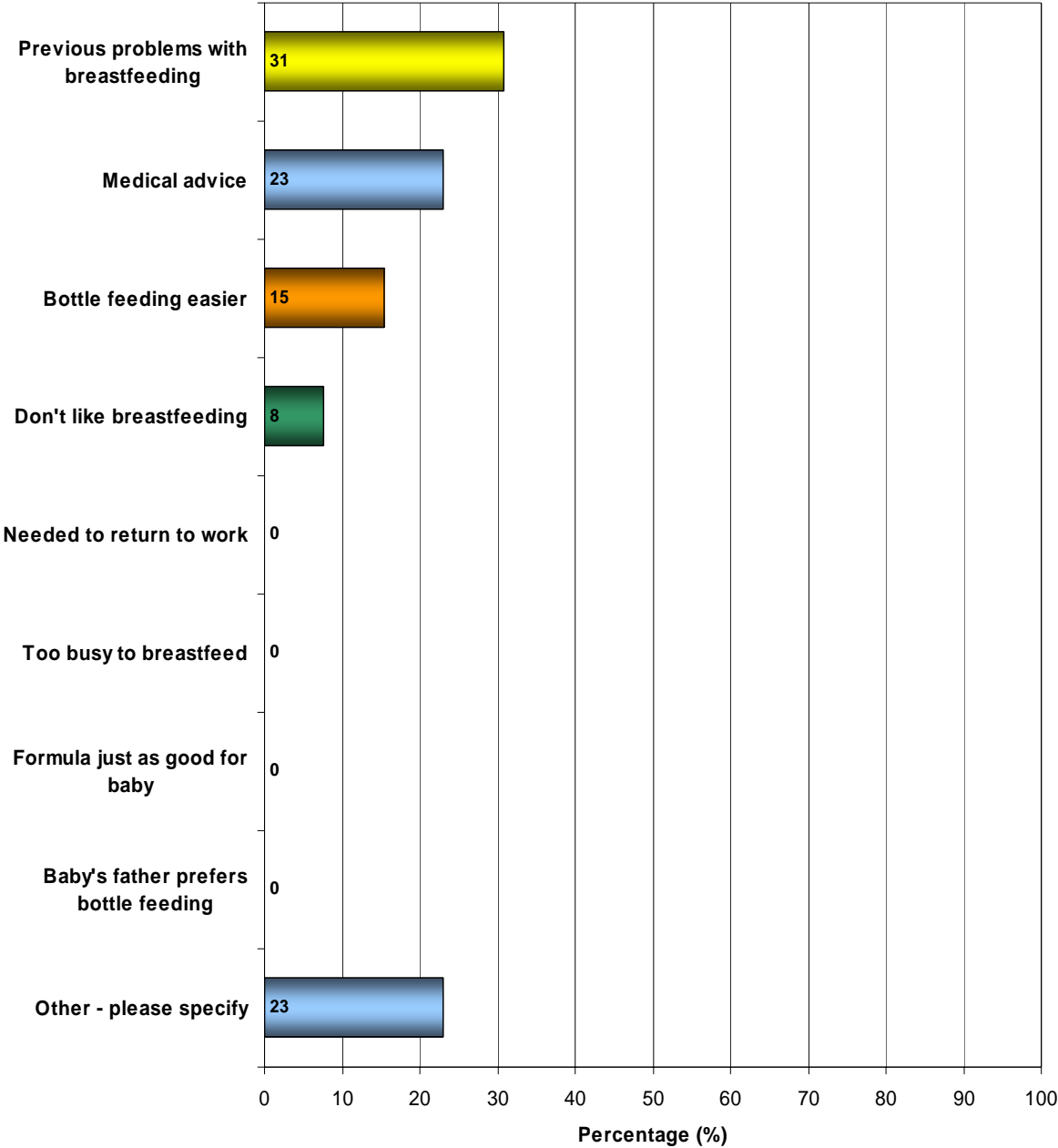
Respondents were asked: *Can you tell me the MAIN reason why your child was formula fed?*

Overall

- Of the 13 Cairns Base Hospital respondents whose children had never been fed breast milk, 31% stated that the main reason they chose to feed their child formula was that they had had previous problems with breastfeeding.
- 8% stated that they do not like breastfeeding.

The listing of "Other - please specify" responses provided to this question are contained in Appendix B.

Figure 26: Main reason for formula feeding



Note: Percentages may add to more than 100% as multiple responses were allowed.

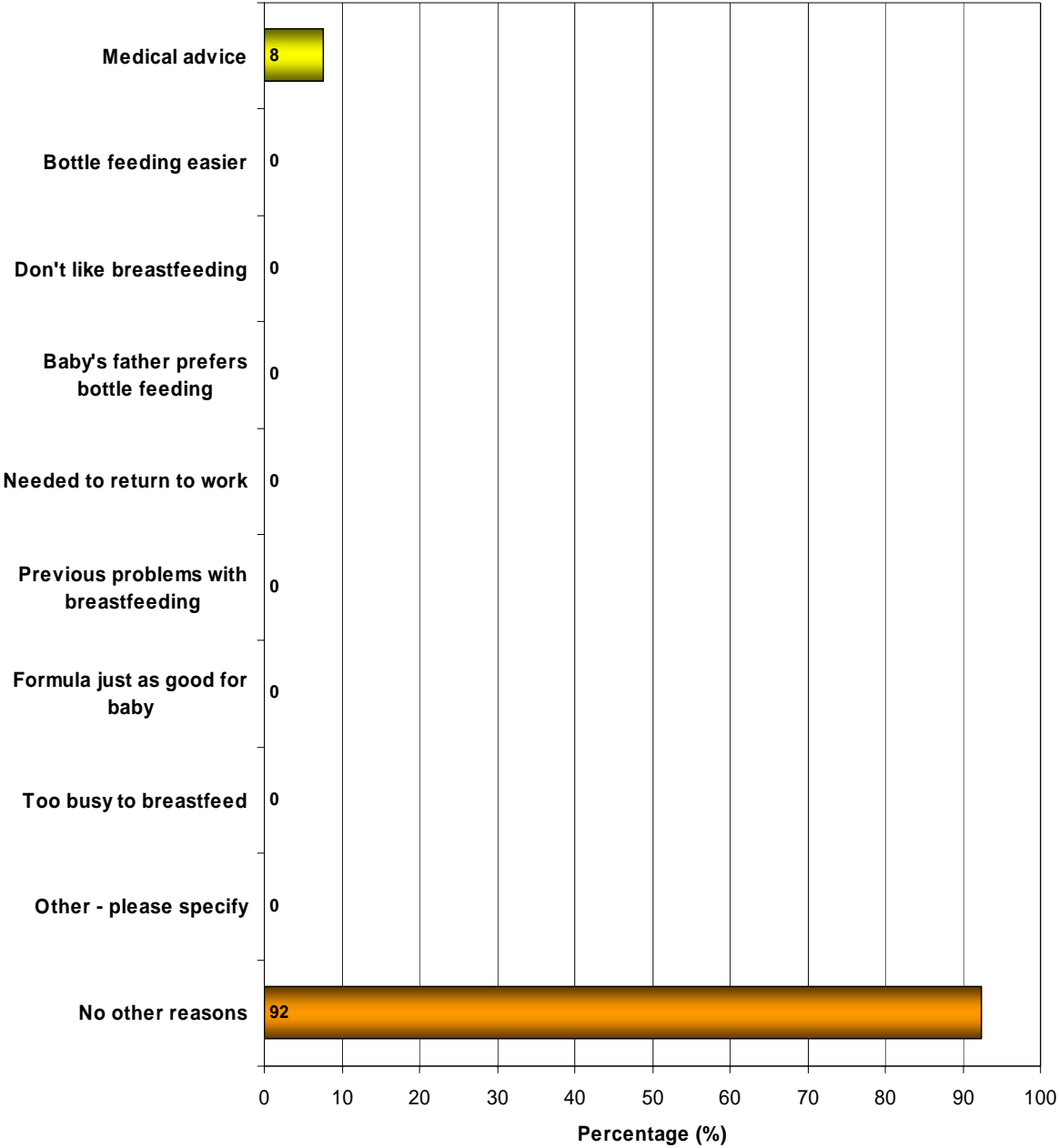
5.5.2 Other reasons for formula feeding (Q26)

Respondents whose children had never been fed breast milk were asked: *Were there any other reasons why your child was formula fed?*

Overall

- Of the 13 Cairns Base Hospital respondents whose children had never been fed breast milk, 92% stated that they had no other reason for choosing to feed their child formula.

Figure 27: Other reasons for formula feeding



5.6 Choice to breast or formula feed (Q27, Q28 and Q29)

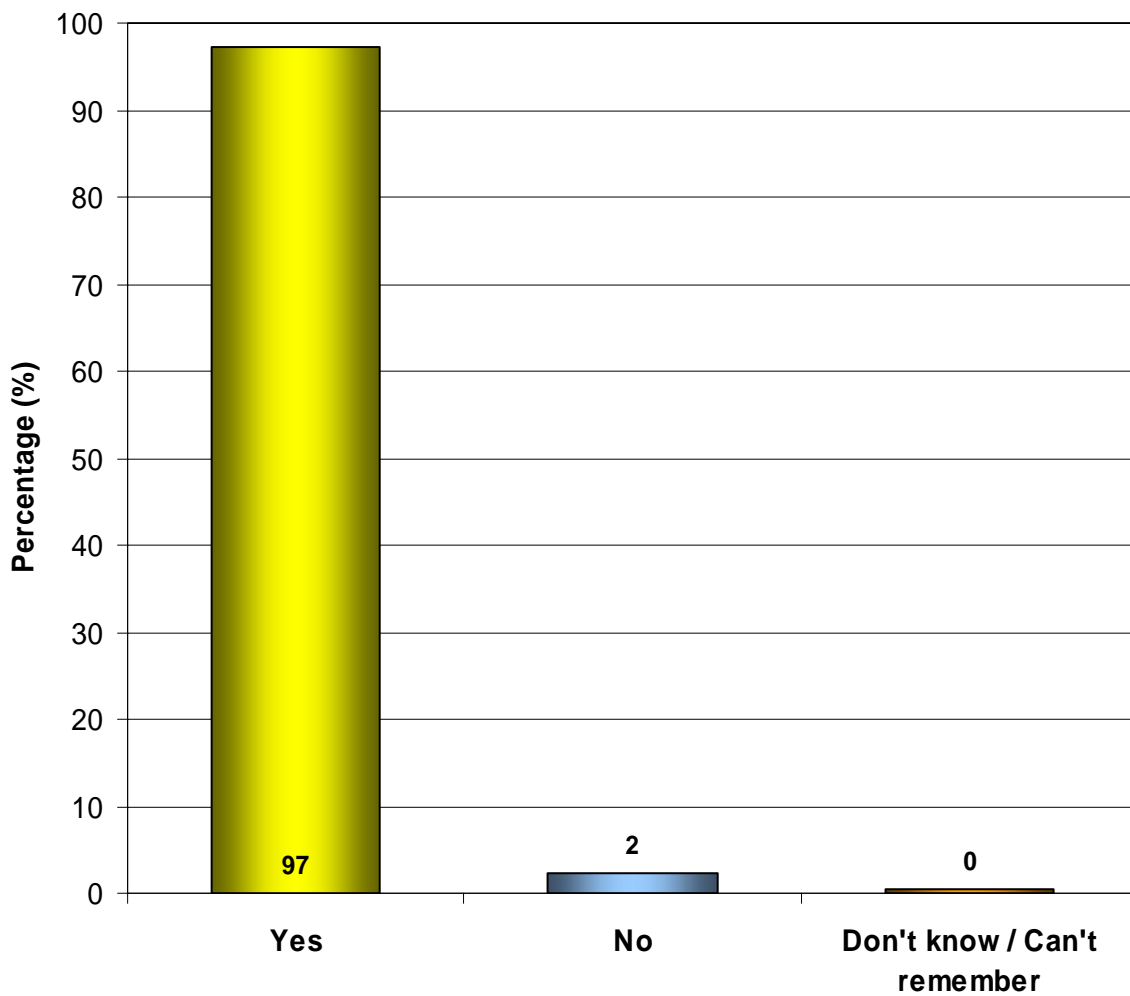
5.6.1 Choice to breastfeed or formula feed before birth (Q27)

Respondents were asked: *Had you decided whether you wanted to breastfeed or formula feed your child before he/she was born?*

Overall

- Of the 220 Cairns Base Hospital respondents to the survey, 97% stated that they had chosen whether to breastfeed or formula feed before their child was born.

Figure 28: Choice to breastfeed or formula feed before birth



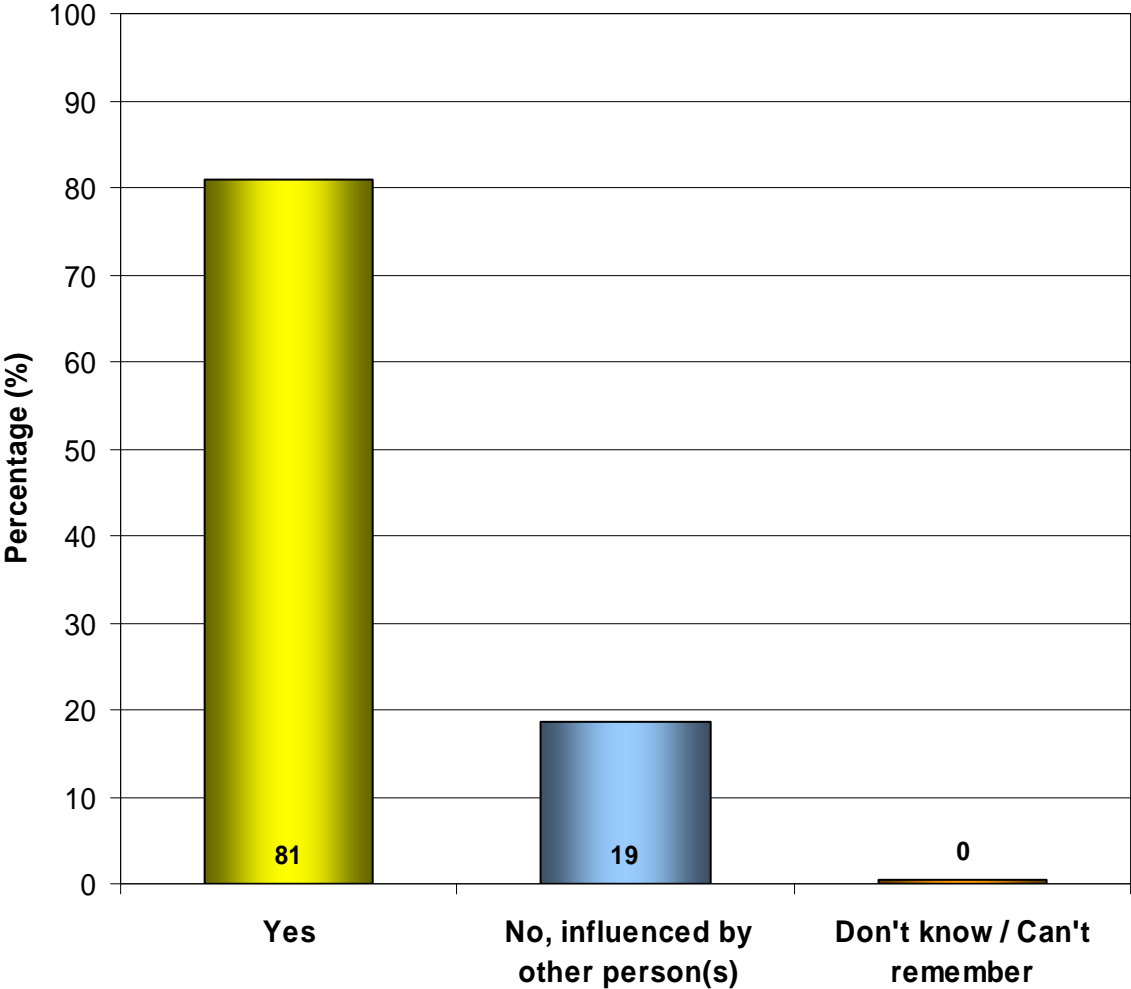
5.6.2 Whether mother made choice to feed alone (Q28)

Respondents were asked: *Did you, alone, make the choice to breastfeed or formula feed?*

Overall

- Of the 220 Cairns Base Hospital respondents to the survey, 81% stated that they made the choice to breastfeed or formula feed alone.

Figure 29: Mother made choice to feed alone



5.6.3 Who influenced decision (Q29)

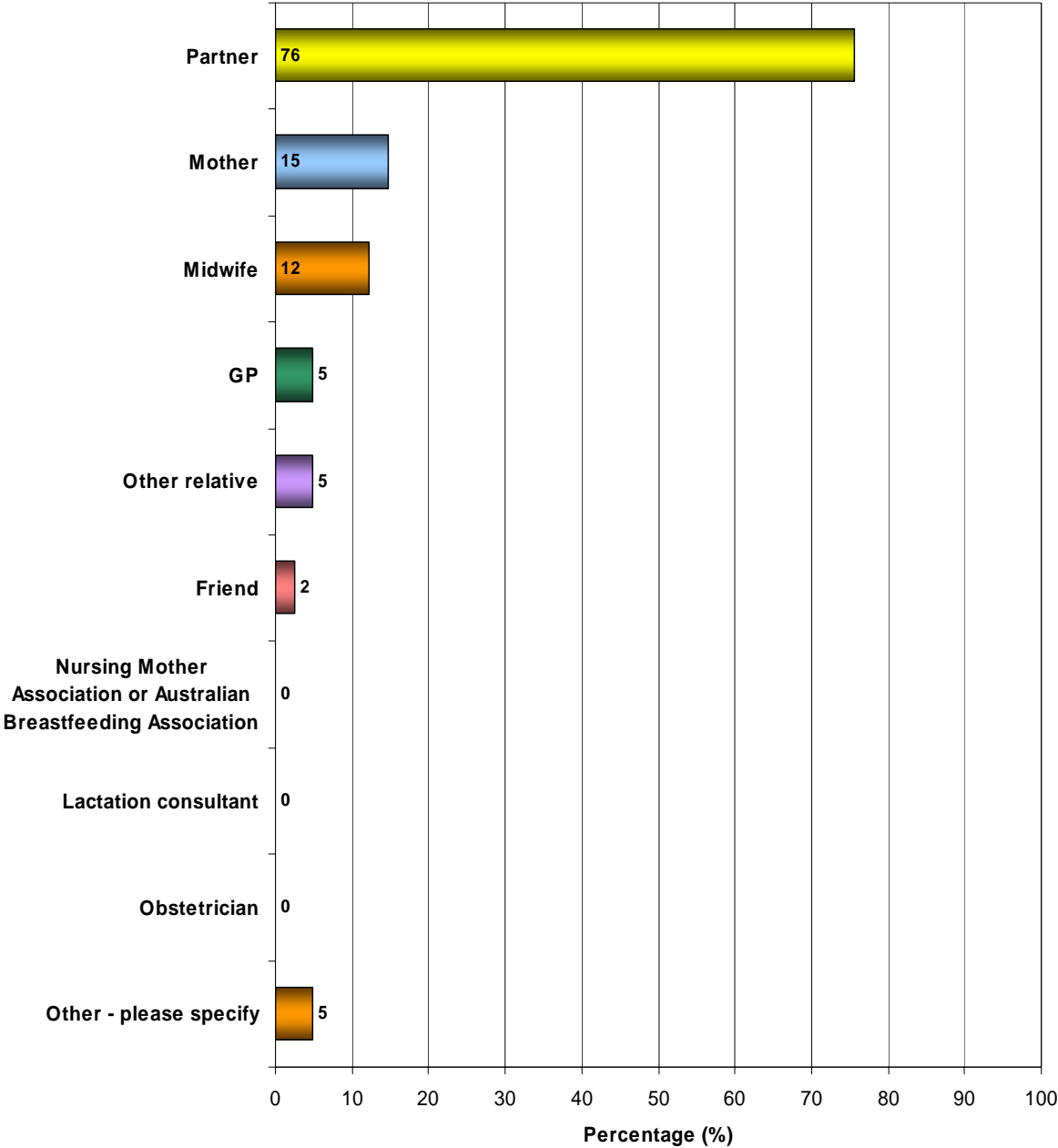
Respondents who were influenced in their choice to breastfeed by another person(s) were asked: *Who else influenced your decision?*

Overall

- Of the 41 Cairns Base Hospital respondents who were influenced in their choice to breastfeed by another person(s), 76% stated that they were influenced by their partner.

The listing of "Other - please specify" responses provided to this question are contained in Appendix B.

Figure 30: Who influenced decision



Note: Percentages may add to more than 100% as multiple responses were allowed.

6.0 Child's health post-hospital

6.1 *Where sought help for child's health (Q30)*

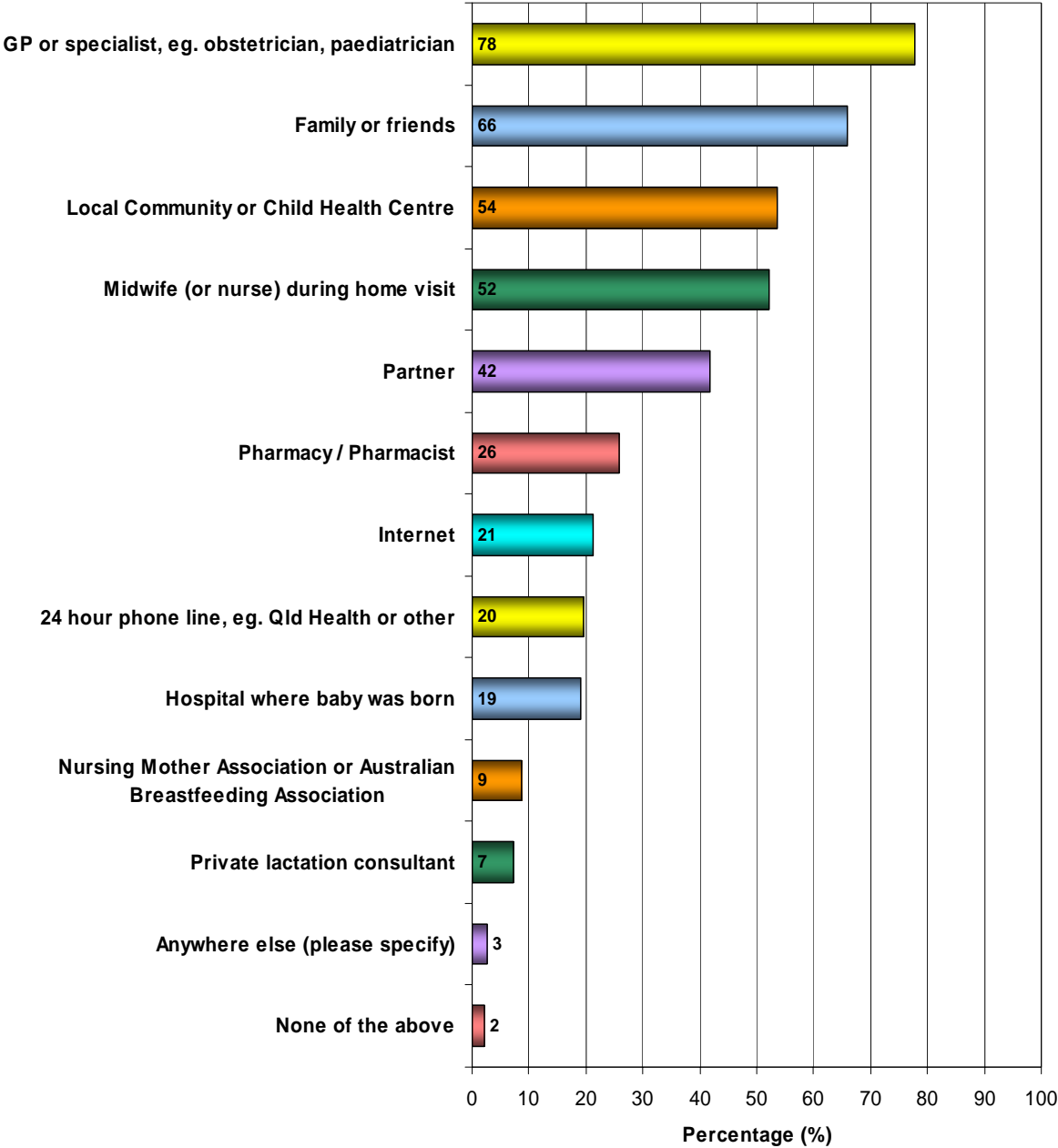
Respondents were asked: *After you left hospital with your child, did you seek help for his/her health from any of the following?*

Overall

- Of the 220 Cairns Base Hospital respondents to the survey, 78% sought help for their child's health from a GP or specialist.
- 66% sought help for their child's health from family or friends.

The listing of "Anywhere else (please specify)" responses provided to this question are contained in Appendix B.

Figure 31: Where sought help for child's health



Note: Percentages may add to more than 100% as multiple responses were allowed.

6.2 Help within first month at home (Q31, Q32 and Q33)

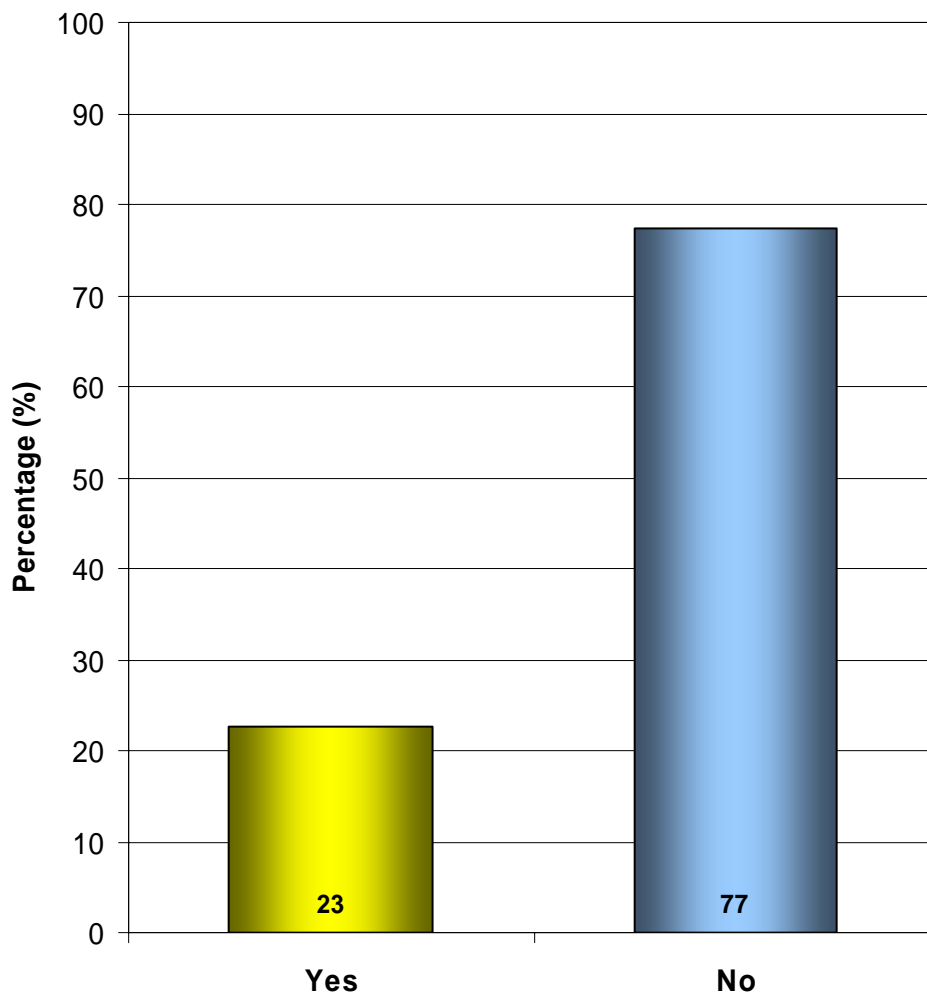
6.2.1 Need for immediate help about health of child (Q31)

Respondents were asked: *At any time in the first month at home with your child, was there a time when it was necessary to obtain immediate help about the health of your baby (e.g. your baby would not stop crying or may have had a rash or a fever)?*

Overall

- Of the 220 Cairns Base Hospital respondents to the survey, 23% found it necessary to obtain immediate help about the health of their baby in the first month at home with their child.

Figure 32: Need for immediate help about health of child



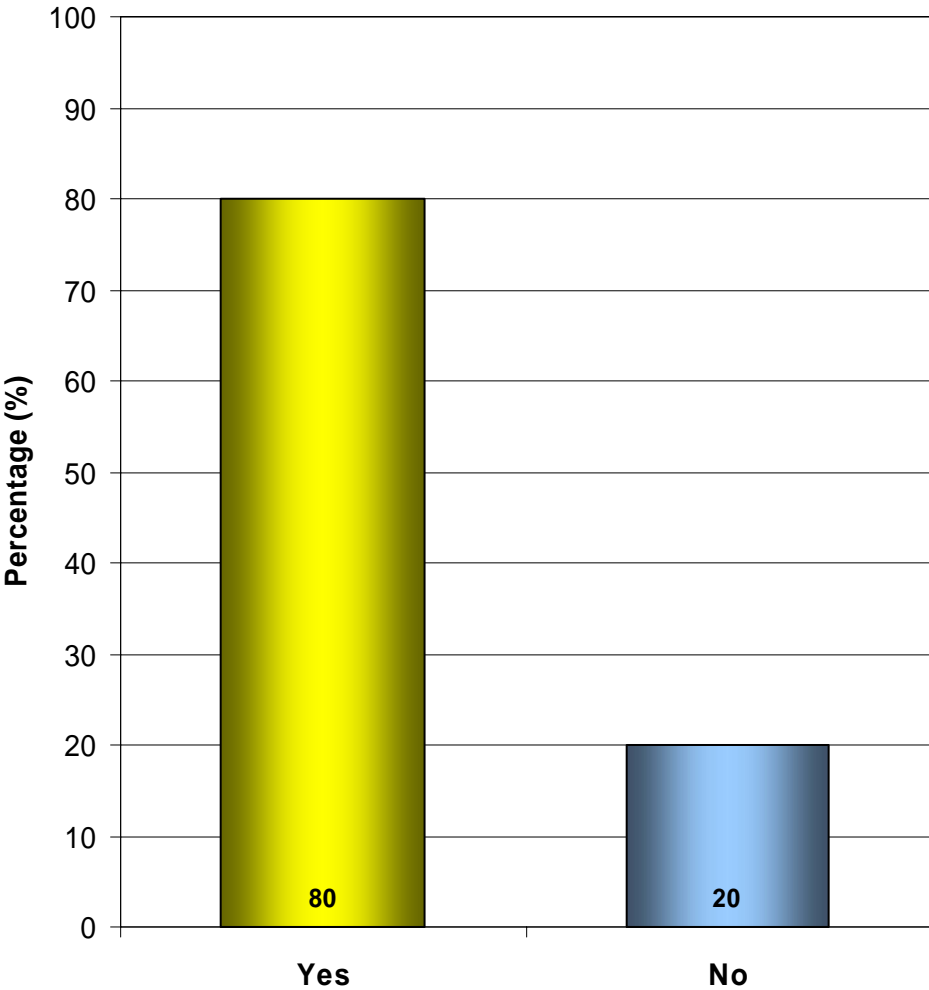
6.2.2 Timeliness of help (Q32)

Respondents who found it necessary to obtain immediate help about the health of their new baby in the first month at home were asked: *Was the help available at the TIME OF DAY when you needed it?*

Overall

- Of the 50 Cairns Base Hospital respondents who found it necessary to obtain immediate help about the health of their new baby in the first month at home, 80% were able to obtain help at the time of day when they needed it.

Figure 33: Timeliness of help



6.2.3 Location of help (Q33)

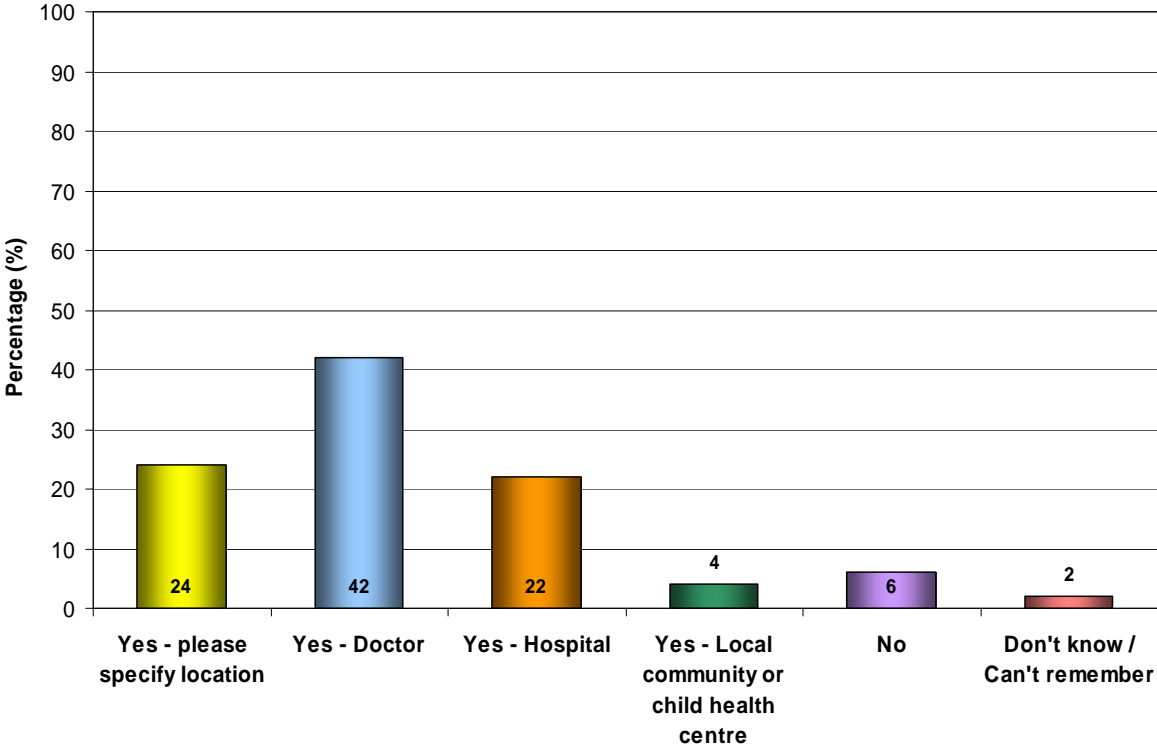
Respondents who found it necessary to obtain immediate help about the health of their new baby in the first month at home were asked: *Was the help available at a place you could easily get to?*

Overall

- Of the 50 Cairns Base Hospital respondents who found it necessary to obtain immediate help about the health of their new baby in the first month at home, 92% were able to obtain help at a place they could easily get to.

The listing of "Yes - please specify location" responses provided to this question are contained in Appendix B.

Figure 34: Location of help



7.0 Mother's health post-hospital

7.1 *Feelings of anxiety or worry (Q34, Q35 and Q36)*

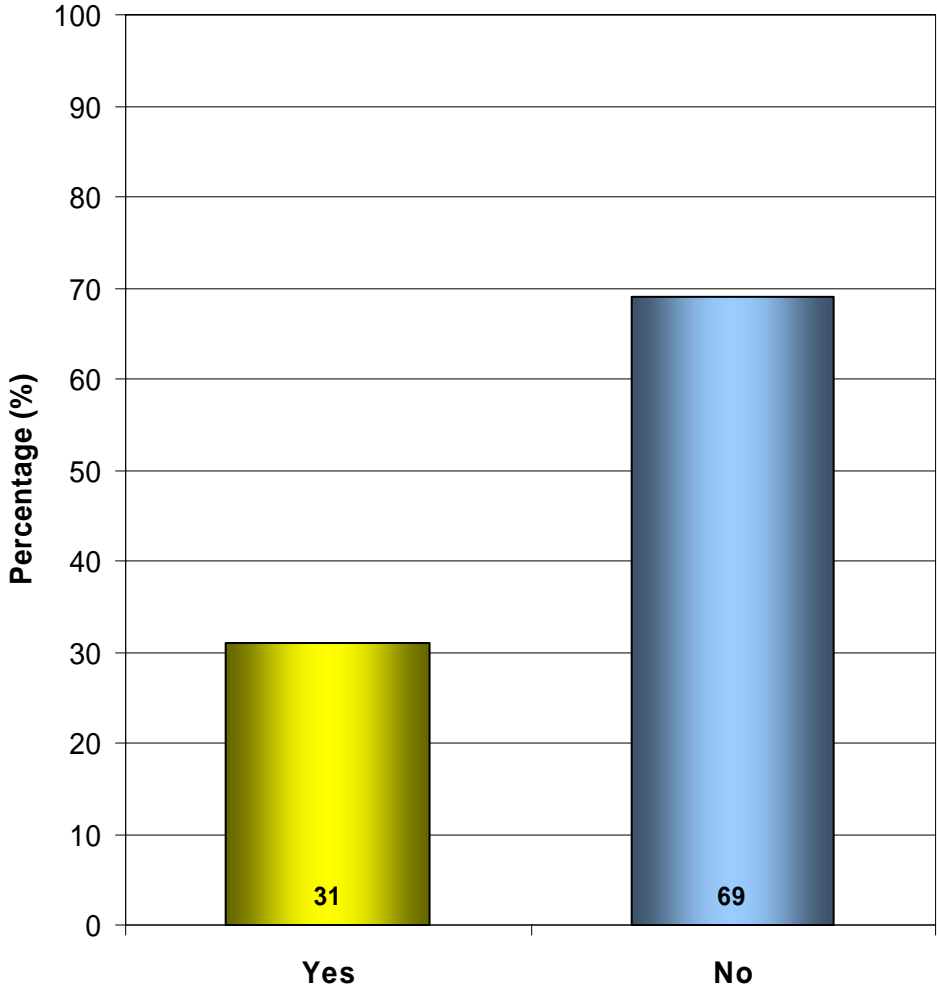
7.1.1 Whether there has been a period of anxiety or worry (Q34)

Respondents were asked: *At any time since the birth of your child, has there been a period of time when you felt overly anxious or worried for no apparent reason?*

Overall

- Of the 220 Cairns Base Hospital respondents to the survey, 31% had experienced a period of time when they felt overly anxious or worried for no apparent reason.

Figure 35: Period of anxiety or worry



7.1.2 Duration of anxiety or worry (Q35)

Respondents who had experienced a period of time when they felt overly anxious or worried for no apparent reason were asked: *For how long did you feel or have you felt like that?*

Overall

- Of the 68 Cairns Base Hospital respondents who had experienced a period of time when they felt overly anxious or worried for no apparent reason, 65% felt overly anxious or worried for four weeks or less.

Table 3: Duration of anxiety or worry

Duration of anxiety or worry	Percentage (%)	Cumulative Percentage (%)
1 day	12	12
2 days	16	28
3 days	1	29
4 days	4	34
5 days	1	35
7 days	3	38
2 weeks	12	50
3 weeks	7	57
4 weeks	7	65
6 weeks	4	69
7 weeks	1	71
2 months	7	78
3 months	3	81
4 months	1	82
5 months	3	85
All the time	12	97
Don't know / Can't remember	3	100

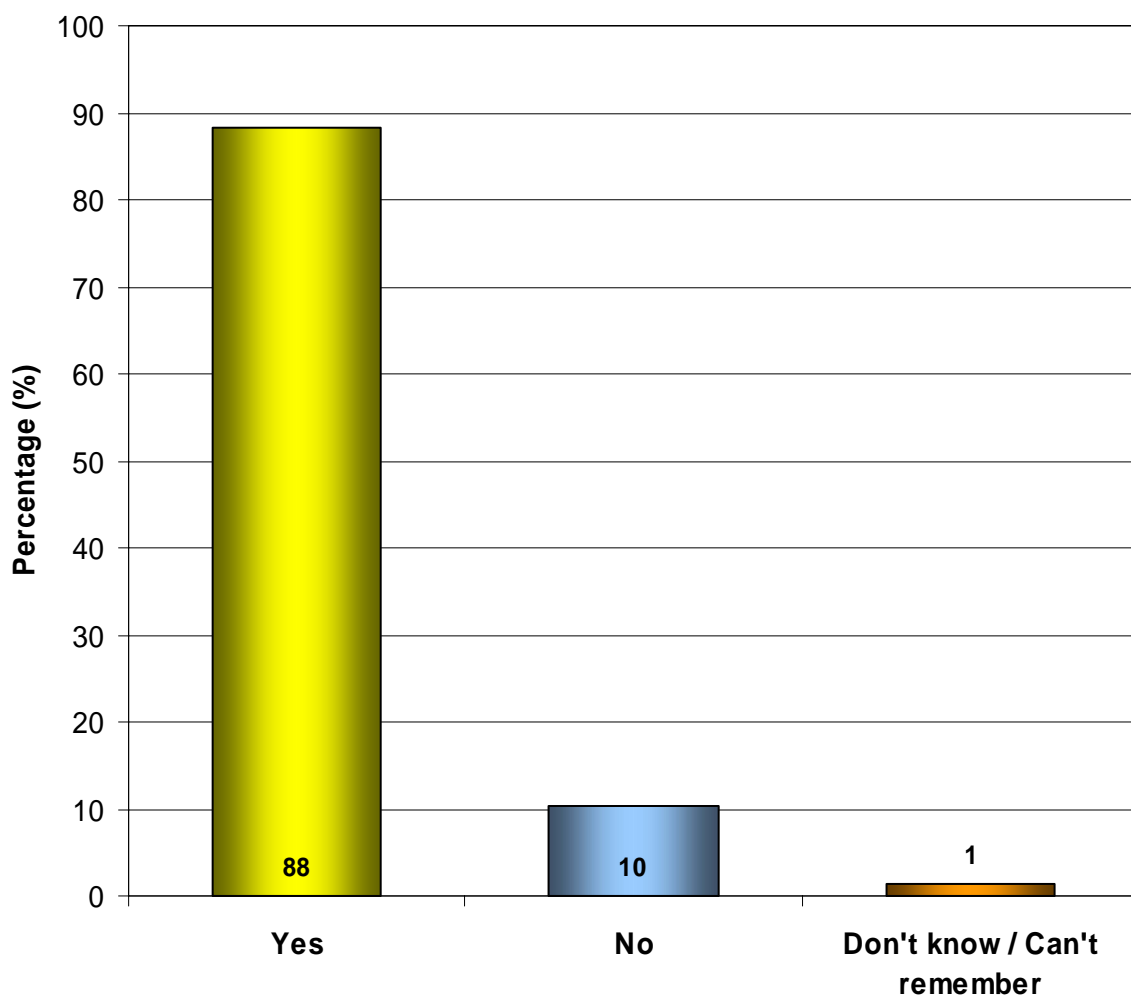
7.1.3 Availability of help (Q36)

Respondents who had experienced a period of time when they felt overly anxious or worried for no apparent reason were asked: *Were you able to talk to someone or receive help about how you had been feeling?*

Overall

- Of the 68 Cairns Base Hospital respondents who had experienced a period of time when they felt overly anxious or worried for no apparent reason, the majority (88%) were able to talk to someone or receive help about how they had been feeling.

Figure 36: Availability of help



Appendix A

State public hospitals were classified into three peer groups; medium and small hospitals, large hospitals and principal referral and specialised hospitals. The hospitals comprising each of the three peer groups are outlined below. State figures were based on the combination of data from all of the hospitals listed below.

Principal Referral and Specialised Hospitals

Mater Mothers' Public Hospital
Nambour General Hospital
Gold Coast Hospital
The Townsville Hospital
Royal Brisbane & Women's Hospital
Cairns Base Hospital

Large Hospitals

Ipswich Hospital
Redcliffe Hospital
Redland Hospital
Logan Hospital
Caboolture Hospital
Bundaberg Base Hospital
Hervey Bay Hospital
Toowoomba Hospital
Rockhampton Hospital
Mackay Base Hospital

Medium and Small Hospitals

Childers Hospital
Gympie Hospital
Kingaroy Hospital
Chinchilla Hospital
Dalby Hospital
Goondiwindi Hospital
Stanthorpe Hospital
Warwick Hospital
Charleville Hospital
Cunnamulla Hospital
Roma Hospital
Biloela Hospital
Emerald Hospital
Gladstone Hospital
Mount Morgan Hospital
Theodore Hospital
Longreach Hospital
Proserpine Hospital
Dysart Hospital
Ayr Hospital
Bowen Hospital
Collinsville Hospital
Ingham Hospital
Atherton Hospital
Innisfail Hospital
Mareeba Hospital
Richmond Hospital

Appendix B - Comments

Q19. What type of help or advice would you have liked?

Comments - (Q19)
A few days after coming home my baby had a staph infection and I rang the hospital in Cairns and they were not very forth coming with advice on it. They were a bit defensive about the situation
Breast feeding - personal health - settling
Caring for a really tiny premature baby
Change of routine & coping with other needs at the same time
Had complications and infections which went for 6 weeks after birth. Don't get help in the country (Julatten) in the Mareeba shire.
Help to secure the child from the autistic brother.
I did have a health care nurse she was good but I needed more help
I had an emergency caesarean, and could have had more advice on how to look after myself. There is a 0-3mth baby classes at the community health centre and I could not go as I was unable to drive. It would be good to get a video of the class and to get handouts at home at the time I needed them.
I needed to be given more advice on feeding!!! It was not until a couple of months later that I found out that I could have both breast and bottle fed my baby. I never got advice on baby care or settling baby and options. I was not told about my baby's health what jaundice was or with my health what to do with haemorrhoids. I am a 1st time Mum and found this daunting. I had no face to face advice about depression which I was suffering from. Due to shortage of beds I had to leave early and enough staff to answer questions.
Just if the midwife could have come later-she came the day after I got home and I hadn't had time to see any problems at that stage
Just on helping get into a routine
Midwife visit would have been better a few days later as they were straight away and she hadn't really settled in yet to form any questions.
More advice about settling and sleeping. Would have liked more advice about changes in relationships with partner. Would have been helpful if men got some support also.
More advice on settling the baby and maybe how to get into a routine with my child. At hospital they promote demand feeding which can lead to problems in early days because you can't always decipher while the child is crying. I found out the hard way that this sometimes makes it worse-can also lead to colic.
More on what to expect and where to go, like the community health clinic and other places that you would have to take your baby and the phone numbers. It is my 2nd baby and I feel that the hospital staff thought that I would already know these things, but it is good to have a refresher course
Needed to have different opinions from that of the Child Health Nurse who came to visit it would have been good to have other points of reference and contact numbers. The baby had "tongue tie" which affected breastfeeding.
Settling with the baby and maybe help for myself as I had only 1 night in hospital, this was my first baby.
The first child being jealous of the new baby
Understanding the baby blues
Would have liked advice about my own health.

Q23. Can you tell me the MAIN reason you chose to feed your child breast milk?

Comments - (Q23)
Always have given my children breast milk
Breast fed all of them
Did it with my other children
Eventually fed her breast milk - initially the hospital fed her formula without her permission - This upset her.
Had never done it before
I breast-fed my other children
I wanted to experience it.
I was able to and had a good milk supply
I was not able to breastfeed my first baby and really wanted to be able to this time.
I'm able to.
Just because I did it for my other kids
No time limits to go back to work, personal choice
To give it a try, to see if I could breastfeed.
To settle the babies down
Wanted to try to breastfeed her. very hard to feed XXXXX but she had her

Q24. Were there any other reasons why your child was breast fed?

Comments - (Q24)
Breastfed the first 2 children
Had had previous problems with breastfeeding and wanted to make sure that you could do it
I did the same thing with my other child and she is very healthy
I wanted to
I wanted to and I enjoyed it.
I was able to do so
Lactation consultants are excellent
Recommended by doctors
Wanted to give it a go.

Q25. Can you tell me the MAIN reason why your child was formula fed?

Comments - (Q25)
He was adopted.
I have had breast cancer.
I have inverted nipples & XXXXX would not latch onto my teat, so hence bottle feeding was the only option

Q29. Who else influenced your decision?

Comments - (Q29)
At antenatal classes they told me it was recommended till 2 yrs old.
Special care unit in the hospital

Q30. After you left hospital with your child, did you seek help for his/her health from any of the following?

Comments - (Q30)
Books
Books magazines
I tried to get through to the 24 hr help line QLD health had-because I had the flu and I wanted to take some Telfast-and wanted to know if it was safe for me to do so while breastfeeding-but I gave up because I couldn't get through to anyone-so I just didn't take the Telfast to be safe.
Magazines.
My mum is a midwife so she was a great help.
Poisons info line

Q33. Was the help available at a place you could easily get to?

Comments - (Q33)
24 hour health line
24 hours hotline.
Chemist in Woree
Didn't need to go anywhere-rang the Aust Breastfeeding Association.
Home
I called up a pharmacist that I worked with, called him at home and then I took my baby to our GP the next day.
I rang the 24hr hotline and they advised me to take him to straight to Cairns base. Stayed in hospital with XXXXX for 3 days.
It was the 24hr health line and they said to go to the health centre.
Midwife visiting for a week
Rang midwife and she arrived straight away
Sought help on the Child Health Hotline.
Yes phone had to be on hold for 10 minutes.