

How to access my immunisation records




如何获取我的免疫接种记录



All vaccinations given to people in Australia should be recorded on the Australian Immunisation Register (AIR) by your doctor or immunisation provider.

The immunisation record is called an AIR immunisation history statement. Everyone from 14 years of age can access their own immunisation record.

There are a number of ways to get your AIR immunisation history statement:


- 
1. Ask your doctor to print you a copy from AIR
 or
- 
2. Call AIR on 1800 653 809
 or
- 
3. Visit a local Medicare service centre
 To find a Medicare service centre near you, go to the website <https://findus.humanservices.gov.au> and enter your location, for example, the suburb or street you live in.

人们在澳大利亚接种的所有疫苗都应该由医生或免疫接种提供商录入Australian Immunisation Register (AIR)。

免疫接种记录称为“**AIR免疫接种历史记录**”。14岁以上的人都可以获取自己的免疫接种记录。

可以通过以下几种方法获取您的AIR免疫接种历史记录：

- 
1. 让您的医生从AIR打印一份副本
 或者
- 
2. 致电AIR, 电话号码是1800 653 809
 或者
- 
3. 前往本地Medicare服务中心
 如需查询离您最近的Medicare服务中心, 请浏览网站 <https://findus.humanservices.gov.au> 并输入您的地址, 例如, 您居住的郊区或街道。



or



**4. Go to the myGov website
<https://my.gov.au>**

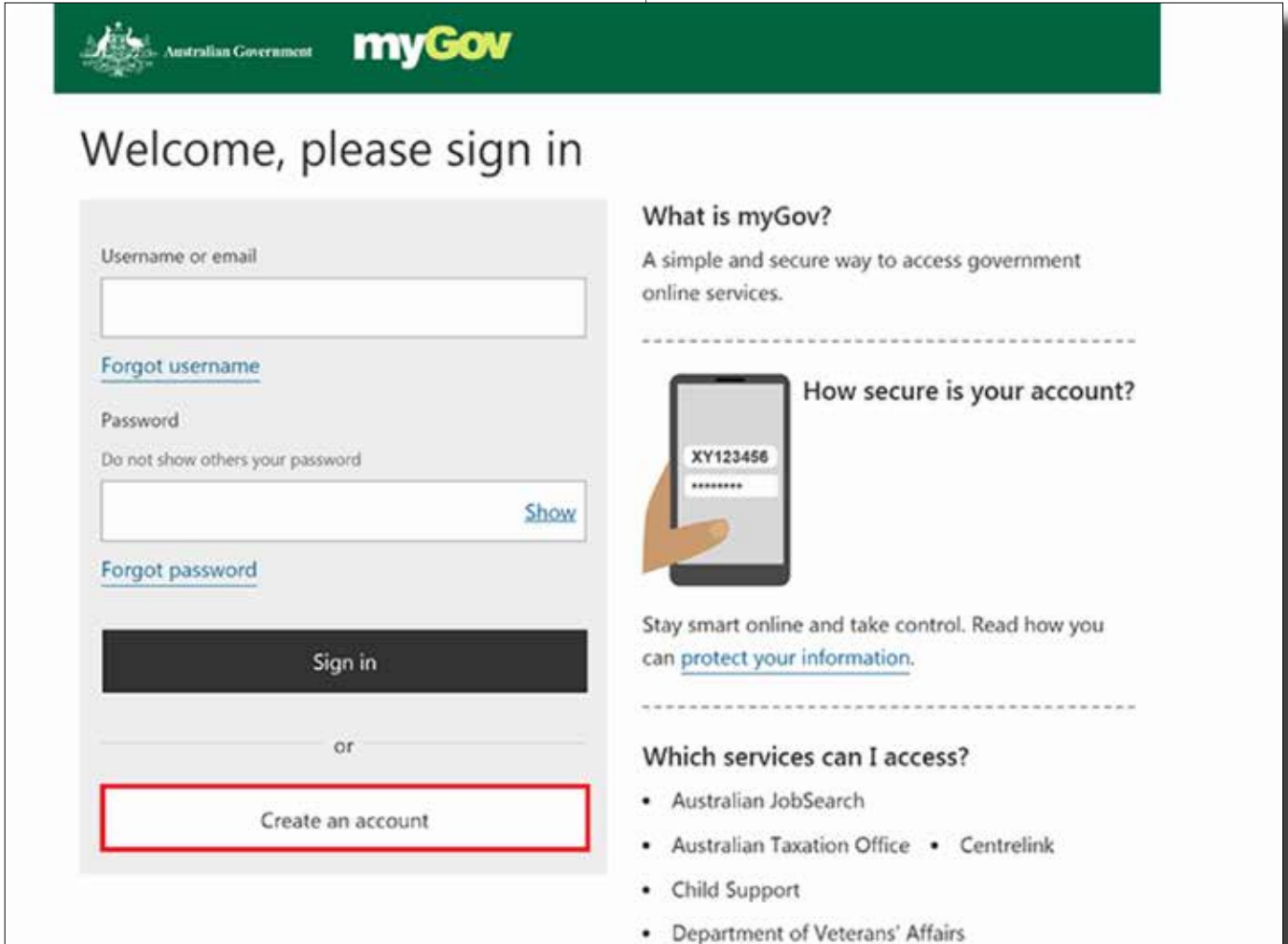
1. Click on *Create an account* and agree to the terms and conditions.

或者



4. 登录myGov网站<https://my.gov.au>

1. 点击*Create an account*并且同意条款和条件。

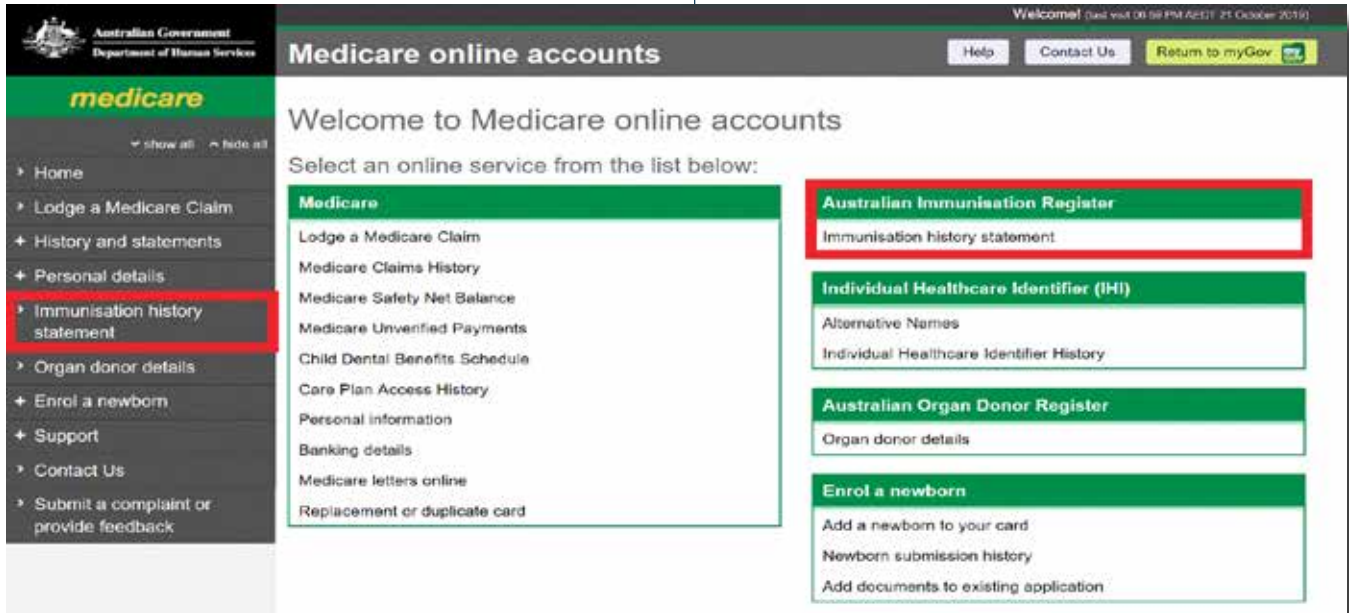


2. Enter your email address and select *Next*.
3. You will be emailed a code. Enter the code and select *Next*.
4. Enter your mobile number and select *Next*.
5. Create a password and select *Next*.
6. Create three questions and answers that you can easily remember and others are unlikely to know. This will help keep your account secure.
7. You have now created a myGov account. Select *Continue to myGov*.

2. 输入您的电子邮件地址并选择*Next*。
3. 您将通过电子邮件收到一个验证码。输入验证码并选择*Next*。
4. 输入您的手机号码并选择*Next*。
5. 创建密码并选择*Next*。
6. 创建三个自己容易记住、别人不太可能知道的问题和答案,这样有助于保障您的账户安全。
7. 您现在已经创建了myGov账户。选择*Continue to myGov*。

- You are now signed into your new myGov account. Click on *Link your first service (+ sign)* and select *Medicare*.
- On the Medicare page click on *Immunisation history statement*.

- 您现在已登录新建的myGov账户。点击*Link your first service (+ sign)*并选择*Medicare*。
- 在Medicare网页上, 点击*Immunisation history statement* (免疫接种记录)。



i More detailed information is available in other languages at:
www.humanservices.gov.au/individuals/information-in-your-language/products

(Search for product codes 13741 and 14301 to 14304)

i 如需获取相关信息的其它语言版本, 请浏览网站:

www.humanservices.gov.au/individuals/information-in-your-language/products

(查询产品编号13741和14301至14304)

Overseas immunisation records

If you have overseas immunisation records take them to your doctor and ask your doctor to update your immunisation record on AIR. If the overseas records are not in English, you can get them translated by the free Translating Service of the Department of Social Services. Read more about this service at www.translating.dss.gov.au.

海外免疫接种记录

如果您有海外免疫接种记录, 请交给医生并让医生更新您在AIR上的免疫接种记录。如果海外记录不是英文版的, 则您可以让社会服务部 (Department of Social Services) 的笔译服务处免费帮您翻译。有关这项服务的更多详情, 请浏览网站www.translating.dss.gov.au。