

SDCC Logistics Dashboard - Accommodation Since 28-Mar-2020

Current Hotels	17
Total Persons Currently Accommodated	3633
Total Persons Departed	106615
Sum of Total Persons Accommodated	110248
Total Rooms Currently Occupied	2798
Total Blocked Rooms Currently Available	87
Total Rooms Currently Booked	2885

Across ALL Hotels

Number of persons in Queensland Government Quarantine Accommodation:

Hotels in Red Text have a Partial Block Booking

QPS District	Approved Hotels	Rooms Booked	Occupied	Rooms Available	Persons Accom.	Persons Departed	Agreed Rooms	Current Engagement
Brisbane		280	280	0	340	1617	150	1-Jul - 31-Jan
Brisbane		113	113	0	113	12628	75	1-Jul - 31-Jan
Brisbane		208	208	0	209	4849	115	1-Jul - 31-Jan
Brisbane		87	87	0	336	6413	65	1-Jul - 31-Jan
Brisbane		261	261	0	317	7859	160	1-Jul - 31-Jan
Brisbane		124	124	0	152	7063	75	1-Jul - 31-Jan
Brisbane		131	131	0	179	345	125	21-Jul - 31-Jan
Brisbane		116	116	0	147	3469	75	1-Jul - 31-Jan
Brisbane		40	37	3	85	1683	40	1-Jul - 31-Jan
Brisbane		200	200	0	223	5198	104	1-Jul - 31-Jan
Brisbane		140	111	29	144	9618	140	1-Jul - 31-Jan
Brisbane		301	301	0	358	10322	180	1-Jul - 31-Jan
Cairns		150	149	1	188	4464	150	1-Jul - 31-Jan
Gladstone		31	2	29	3	27	31	1-Jul - 31-Jan
Gold Coast		223	223	0	276	4803	150	1-Jul - 31-Jan
Gold Coast		370	370	0	469	4616	150	1-Jul - 31-Jan
Sunshine Coast		110	85	25	94	244	110	23-Jul - TBA

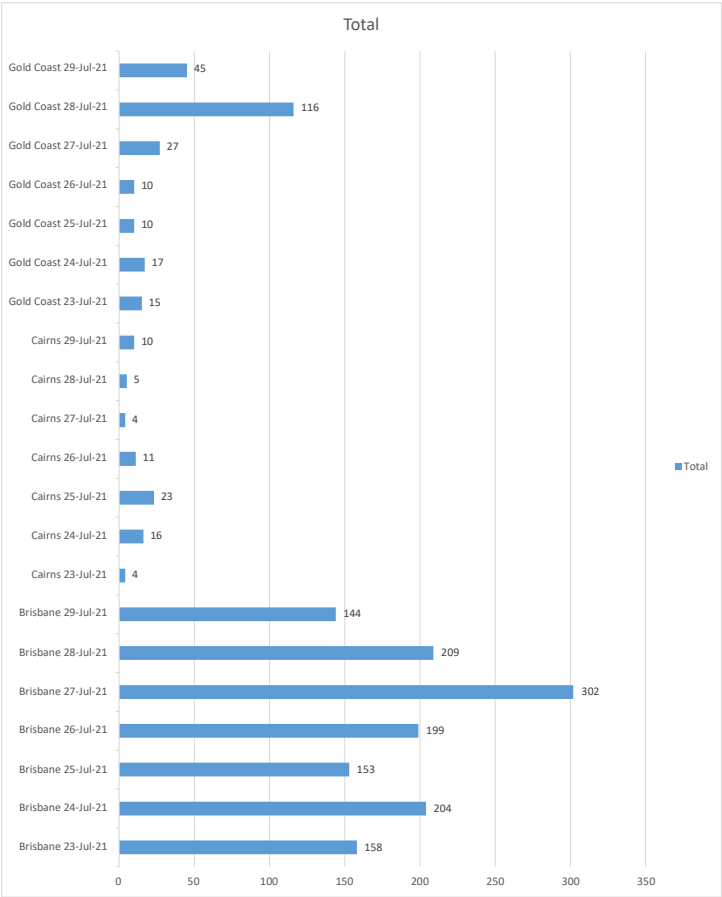
Note: maritime figures below are exclusively to reflect maritime guests. These figures are not recorded in the SDCC manifest and do not reflect non-maritime guests.

QPS District	Approved Hotel	Rooms Occupied Today	Persons Accom. Today	Persons Departing Today
Gladstone		9	9	0

QPS District	No longer in use	Rooms Booked	Occupied	Rooms Available	Persons Accom.	Persons Departed	Current Engagement
Brisbane		0	0	0	0	102	Agreement Terminated
Brisbane		0	0	0	0	0	Agreement Terminated
Brisbane		0	0	0	0	334	Agreement Terminated
Brisbane		0	0	0	0	2	Agreement Terminated
Brisbane		0	0	0	0	2908	Agreement Terminated
Brisbane		0	0	0	0	3179	Agreement Terminated
Brisbane		0	0	0	0	4229	Re-branded as from 1/5/2021
Bundaberg		0	0	0	0	41	Agreement Terminated
Cairns		0	0	0	0	1	Agreement Terminated
Cairns		0	0	0	0	4	Agreement Terminated
Cairns		0	0	0	0	205	Agreement Terminated
Cairns		0	0	0	0	16	Agreement Terminated
Cairns		0	0	0	0	868	Agreement Terminated
Gladstone		0	0	0	0	73	Agreement Terminated
Charleville		0	0	0	0	16	Agreement Terminated
Dalby		0	0	0	0	0	Agreement Terminated
Dalby		0	0	0	0	0	Agreement Terminated
Gold Coast		0	0	0	0	12	Agreement Terminated
Gold Coast		0	0	0	0	57	Agreement Terminated
Gold Coast		0	0	0	0	1312	Agreement Terminated
Gold Coast		0	0	0	0	6057	Agreement Terminated
Gympie		0	0	0	0	0	Agreement Terminated
Hervey Bay		0	0	0	0	0	Agreement Terminated
Ipswich		0	0	0	0	5	Agreement Terminated
Ipswich		0	0	0	0	33	Agreement Terminated
Longreach		0	0	0	0	0	Agreement Terminated
Longreach		0	0	0	0	0	Agreement Terminated
Mackay		0	0	0	0	14	Agreement Terminated
Mackay		0	0	0	0	81	Agreement Terminated
Mackay		0	0	0	0	22	Agreement Terminated
Maryborough		0	0	0	0	2	Agreement Terminated
Maryborough		0	0	0	0	12	Agreement Terminated
Moreton		0	0	0	0	0	Agreement Terminated
Mount Isa		0	0	0	0	4	Agreement Terminated
Mount Isa		0	0	0	0	61	Agreement Terminated
Roma		0	0	0	0	51	Agreement Terminated
Roma		0	0	0	0	7	Agreement Terminated
Sunshine Coast		0	0	0	0	266	Agreement Terminated
Gladstone		0	0	0	0	2	Agreement Terminated
Koorlbyn		0	0	0	0	4	Agreement Terminated
Toowoomba		0	0	0	0	4	Agreement Terminated
Toowoomba		0	0	0	0	0	Agreement Terminated
Toowoomba		0	0	0	0	162	Agreement Terminated
Toowoomba		0	0	0	0	109	Agreement Terminated
Toowoomba		0	0	0	0	209	Agreement Terminated
Townsville		0	0	0	0	0	Agreement Terminated
Townsville		0	0	0	0	827	Agreement Terminated
Townsville		0	0	0	0	63	Agreement Terminated
Townsville		0	0	0	0	0	Agreement Terminated
Townsville		0	0	0	0	0	Agreement Terminated
Townsville		0	0	0	0	0	Agreement Terminated
Rockhampton		0	0	0	0	9	Agreement Terminated
Rockhampton		0	0	0	0	30	Agreement Terminated
Rockhampton		0	0	0	0	4	Agreement Terminated

Report Time / Date: 21:05 02-Aug-21

Departure Dates		
QPS District	Today	Tomorrow
Brisbane	192	194
Cairns	3	20
Dalby	0	0
Gold Coast	22	55
Rockhampton	0	0
Townsville	0	0
Mount Isa	0	0



COVID Cohort	Cumulative Total
Air Crew	8187
Maritime	338
SW	161

\*Note: these numbers are extracted from the information provided by the hotels in their manifests to the SDCC.

Numbers are recorded here to balance daily. It is not a full list of the 'Cohorts' - these can be obtained from the relevant agency.

SW - Seasonal Workers

Departure for Next 7

Status	Occupied
Row Labels	Sum of Occupancy Total
Brisbane	1087
2/08/2021	192
3/08/2021	194
4/08/2021	172
5/08/2021	127
9/08/2021	95
7/08/2021	136
8/08/2021	171
Cairns	65
2/08/2021	3
3/08/2021	20
4/08/2021	1
5/08/2021	10
9/08/2021	12
7/08/2021	2
8/08/2021	17
Gold Coast	212
2/08/2021	22
3/08/2021	55
4/08/2021	26
5/08/2021	25
9/08/2021	14
7/08/2021	50
8/08/2021	20
Sunshine Coast	31
5/08/2021	21
9/08/2021	3
7/08/2021	1
8/08/2021	6
Grand Total	1395

Total Occupancy per Hotel

Row Labels	Sum of Occupancy Total
	4
	2
	102
	12
	1957
	109
	16
	63
	209
	4
	4
	14
	5079
	9
	30
	12741
	30
	1
	73
	162
	4
	57
	868
	5058
	827
	3179
	81
	6749
	8176
	2
	2908
	266
	2
	51
	16
	334
	4229
	7215
	338
	22
	61
	524
	4652
	3616
	1312
	1768
	5
	4
	7
	205
	5421
	9762
	12
	5085
	33
	41
	6057
	10680
Grand Total	110248

SDCC Logistics Dashboard - Accommodation Since 28-Mar-2020

Current Hotels	17
Total Persons Currently Accommodated	3671
Total Persons Departed	106670
Sum of Total Persons Accommodated	110341
Total Rooms Currently Occupied	2842
Total Blocked Rooms Currently Available	84
Total Rooms Currently Booked	2926

Number of persons in Queensland Government Quarantine Accommodation:

Hotels in Red Text have a Partial Block Booking

QPS District	Approved Hotels	Rooms Booked	Occupied	Rooms Available	Persons Accom.	Persons Departed	Agreed Rooms	Current Engagement
Brisbane		280	280	0	340	1616	150	1-Jul - 31-Jan
Brisbane		113	113	0	113	12628	75	1-Jul - 31-Jan
Brisbane		208	208	0	209	4849	115	1-Jul - 31-Jan
Brisbane		87	87	0	336	6413	65	1-Jul - 31-Jan
Brisbane		262	262	0	317	7859	160	1-Jul - 31-Jan
Brisbane		162	162	0	190	7119	75	1-Jul - 31-Jan
Brisbane		131	131	0	179	345	125	21-Jul - 31-Jan
Brisbane		116	116	0	147	3469	75	1-Jul - 31-Jan
Brisbane		41	41	0	85	1683	40	1-Jul - 31-Jan
Brisbane		200	200	0	223	5198	104	1-Jul - 31-Jan
Brisbane		140	111	29	144	9618	140	1-Jul - 31-Jan
Brisbane		302	302	0	358	10322	180	1-Jul - 31-Jan
Cairns		150	149	1	188	4464	150	1-Jul - 31-Jan
Gladstone		31	2	29	3	27	31	1-Jul - 31-Jan
Gold Coast		223	223	0	276	4803	150	1-Jul - 31-Jan
Gold Coast		370	370	0	469	4616	150	1-Jul - 31-Jan
Sunshine Coast		110	85	25	94	244	110	23-Jul - TBA

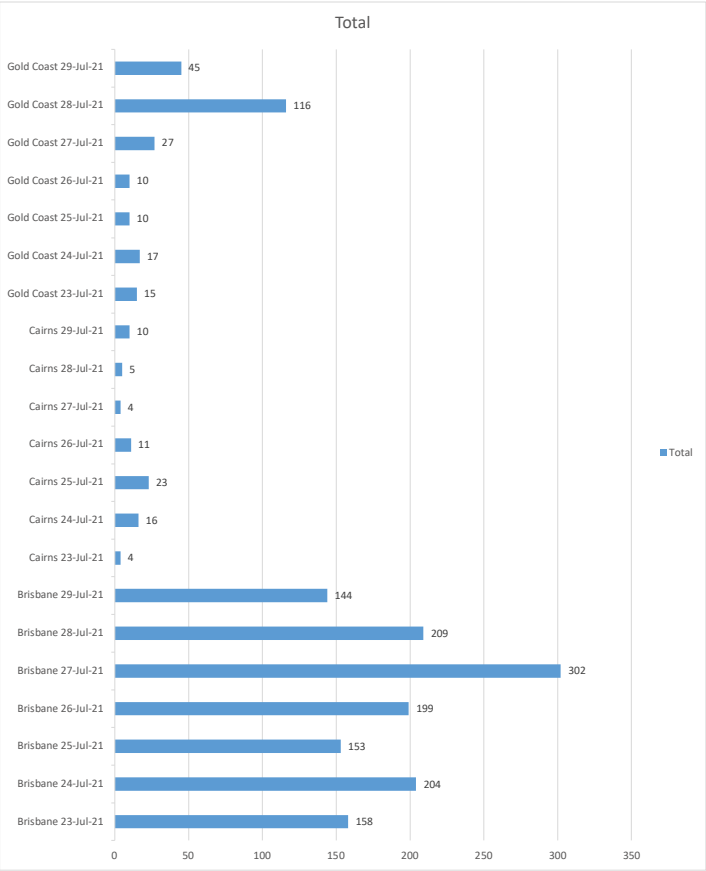
Note:   maritime figures below are exclusively to reflect maritime guests. These figures are not recorded in the SDCC manifest and do not reflect non-maritime guests.

QPS District	Approved Hotel	Rooms Occupied Today	Persons Accom. Today	Persons Departing Today
Gladstone		9	9	0

QPS District	No longer in use	Rooms Booked	Occupied	Rooms Available	Persons Accom.	Persons Departed	Current Engagement
Brisbane		0	0	0	0	102	Agreement Terminated
Brisbane		0	0	0	0	0	Agreement Terminated
Brisbane		0	0	0	0	334	Agreement Terminated
Brisbane		0	0	0	0	2	Agreement Terminated
Brisbane		0	0	0	0	2908	Agreement Terminated
Brisbane		0	0	0	0	3179	Agreement Terminated
Brisbane		0	0	0	0	4229	Re-branded as <span style="background-color: #cccccc;"> </span> from 1/5/2021
Bundaberg		0	0	0	0	41	Agreement Terminated
Cairns		0	0	0	0	1	Agreement Terminated
Cairns		0	0	0	0	4	Agreement Terminated
Cairns		0	0	0	0	205	Agreement Terminated
Cairns		0	0	0	0	16	Agreement Terminated
Cairns		0	0	0	0	868	Agreement Terminated
Gladstone		0	0	0	0	73	Agreement Terminated
Charleville		0	0	0	0	16	Agreement Terminated
Dalby		0	0	0	0	0	Agreement Terminated
Dalby		0	0	0	0	0	Agreement Terminated
Gold Coast		0	0	0	0	12	Agreement Terminated
Gold Coast		0	0	0	0	57	Agreement Terminated
Gold Coast		0	0	0	0	1312	Agreement Terminated
Gold Coast		0	0	0	0	6057	Agreement Terminated
Gympie		0	0	0	0	0	Agreement Terminated
Hervey Bay		0	0	0	0	0	Agreement Terminated
Ipswich		0	0	0	0	5	Agreement Terminated
Ipswich		0	0	0	0	33	Agreement Terminated
Longreach		0	0	0	0	0	Agreement Terminated
Longreach		0	0	0	0	0	Agreement Terminated
Mackay		0	0	0	0	14	Agreement Terminated
Mackay		0	0	0	0	81	Agreement Terminated
Mackay		0	0	0	0	22	Agreement Terminated
Maryborough		0	0	0	0	2	Agreement Terminated
Maryborough		0	0	0	0	12	Agreement Terminated
Moreton		0	0	0	0	0	Agreement Terminated
Mount Isa		0	0	0	0	4	Agreement Terminated
Mount Isa		0	0	0	0	61	Agreement Terminated
Roma		0	0	0	0	51	Agreement Terminated
Roma		0	0	0	0	7	Agreement Terminated
Sunshine Coast		0	0	0	0	266	Agreement Terminated
Gladstone		0	0	0	0	2	Agreement Terminated
Koorabyn		0	0	0	0	4	Agreement Terminated
Toowoomba		0	0	0	0	4	Agreement Terminated
Toowoomba		0	0	0	0	0	Agreement Terminated
Toowoomba		0	0	0	0	162	Agreement Terminated
Toowoomba		0	0	0	0	109	Agreement Terminated
Toowoomba		0	0	0	0	209	Agreement Terminated
Townsville		0	0	0	0	0	Agreement Terminated
Townsville		0	0	0	0	827	Agreement Terminated
Townsville		0	0	0	0	63	Agreement Terminated
Townsville		0	0	0	0	0	Agreement Terminated
Townsville		0	0	0	0	0	Agreement Terminated
Rockhampton		0	0	0	0	9	Agreement Terminated
Rockhampton		0	0	0	0	30	Agreement Terminated
Rockhampton		0	0	0	0	4	Agreement Terminated

Report Time / Date: 18:48 04-Aug-21

Departure Dates		
QPS District	Today	Tomorrow
Brisbane	175	163
Cairns	1	10
Dalby	0	0
Gold Coast	26	25
Rockhampton	0	0
Townsville	0	0
Mount Isa	0	0



COVID Cohort	Cumulative Total
Air Crew	8187
Maritime	338
SW	161

\*Note: these numbers are extracted from the information provided by the hotels in their manifests to the SDCC. Numbers are recorded here to balance daily. It is not a full list of the 'Cohorts' - these can be obtained from the relevant agency.

SW - Seasonal Workers

Departure for Next 7 Days

Status	Occupied
Row Labels	
Sum of Occupancy Total	
Brisbane	1006
4/08/2021	175
5/08/2021	163
9/08/2021	95
7/08/2021	136
8/08/2021	172
11/08/2021	166
10/08/2021	99
Cairns	52
4/08/2021	1
5/08/2021	10
9/08/2021	12
7/08/2021	2
8/08/2021	17
11/08/2021	7
10/08/2021	3
Gold Coast	164
4/08/2021	26
5/08/2021	25
9/08/2021	14
7/08/2021	50
8/08/2021	20
11/08/2021	22
10/08/2021	7
Sunshine Coast	31
5/08/2021	21
9/08/2021	3
7/08/2021	1
8/08/2021	6
Grand Total	1253

Total Occupancy per Hotel

Row Labels	Sum of Occupancy Total
	4
	2
Brisbane	102
4/08/2021	175
5/08/2021	163
9/08/2021	95
7/08/2021	16
8/08/2021	63
11/08/2021	209
10/08/2021	4
Cairns	4
4/08/2021	14
5/08/2021	5079
9/08/2021	9
7/08/2021	30
8/08/2021	12741
11/08/2021	30
10/08/2021	1
Gold Coast	73
4/08/2021	162
5/08/2021	4
9/08/2021	57
7/08/2021	868
8/08/2021	5058
11/08/2021	827
10/08/2021	3179
Sunshine Coast	81
5/08/2021	6749
9/08/2021	8176
7/08/2021	2
8/08/2021	2908
Grand Total	266
	2
	51
	16
	334
	4229
	7309
	338
	22
	61
	524
	4652
	3616
	1312
	1768
	5
	4
	7
	205
	5421
	9762
	12
	5085
	33
	41
	6057
	10680
Grand Total	110341

SDCC Logistics Dashboard - Accommodation Since 28-Mar-2020

Current Hotels	17
Total Persons Currently Accommodated	3839
Total Persons Departed	107231
Sum of Total Persons Accommodated	111070
Total Rooms Currently Occupied	2960
Total Blocked Rooms Currently Available	70
Total Rooms Currently Booked	3030

Across ALL Hotels

Number of persons in Queensland Government Quarantine Accommodation:

Hotels in Red Text have a Partial Block Booking

QPS District	Approved Hotels	Rooms Booked	Occupied	Rooms Available	Persons Accom.	Persons Departed	Agreed Rooms	Current Engagement
Brisbane		308	308	0	350	1760	150	1-Jul - 31-Jan
Brisbane		113	113	0	113	12628	75	1-Jul - 31-Jan
Brisbane		208	208	0	209	4849	115	1-Jul - 31-Jan
Brisbane		94	94	0	367	6457	65	1-Jul - 31-Jan
Brisbane		262	262	0	321	7892	160	1-Jul - 31-Jan
Brisbane		149	149	0	176	7154	75	1-Jul - 31-Jan
Brisbane		131	131	0	179	345	125	21-Jul - 31-Jan
Brisbane		118	118	0	148	3488	75	1-Jul - 31-Jan
Brisbane		46	46	0	97	1711	40	1-Jul - 31-Jan
Brisbane		240	240	0	274	5240	104	1-Jul - 31-Jan
Brisbane		140	137	3	169	9683	140	1-Jul - 31-Jan
Brisbane		302	302	0	358	10322	180	1-Jul - 31-Jan
Cairns		150	137	13	186	4542	150	1-Jul - 31-Jan
Gladstone		31	2	29	3	27	31	1-Jul - 31-Jan
Gold Coast		258	258	0	326	4876	150	1-Jul - 31-Jan
Gold Coast		370	370	0	469	4616	150	1-Jul - 31-Jan
Sunshine Coast		110	85	25	94	244	110	23-Jul - TBA

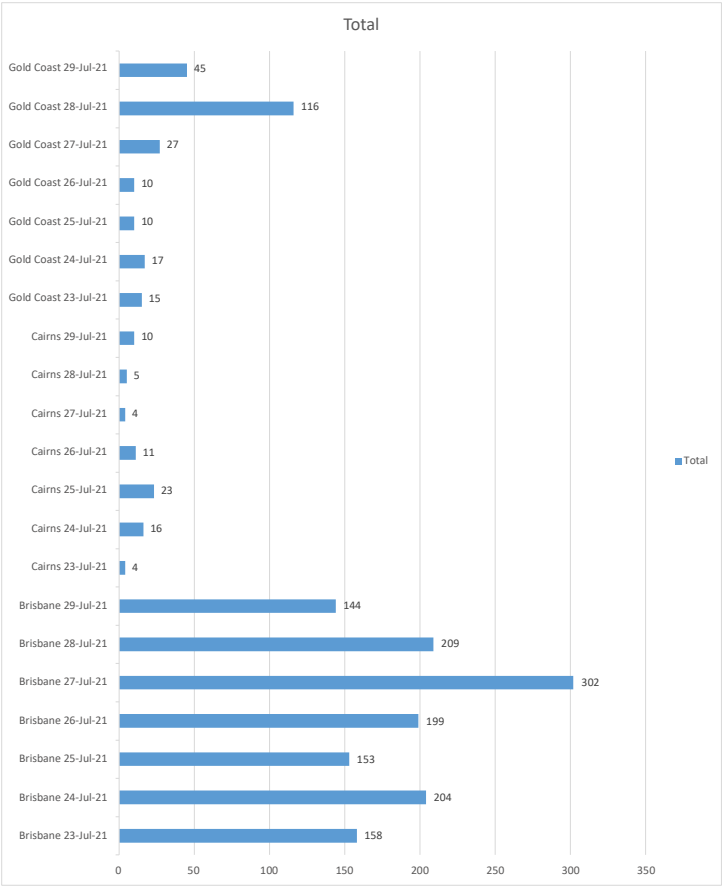
Note: maritime figures below are exclusively to reflect maritime guests. These figures are not recorded in the SDCC manifest and do not reflect non-maritime guests.

QPS District	Approved Hotel	Rooms Occupied Today	Persons Accom. Today	Persons Departing Today
Gladstone		10	10	12

QPS District	No longer in use	Rooms Booked	Occupied	Rooms Available	Persons Accom.	Persons Departed	Current Engagement
Brisbane		0	0	0	0	102	Agreement Terminated
Brisbane		0	0	0	0	0	Agreement Terminated
Brisbane		0	0	0	0	334	Agreement Terminated
Brisbane		0	0	0	0	2	Agreement Terminated
Brisbane		0	0	0	0	2908	Agreement Terminated
Brisbane		0	0	0	0	3179	Agreement Terminated
Brisbane		0	0	0	0	4229	Re-branded as from 1/5/2021
Bundaberg		0	0	0	0	41	Agreement Terminated
Cairns		0	0	0	0	1	Agreement Terminated
Cairns		0	0	0	0	4	Agreement Terminated
Cairns		0	0	0	0	205	Agreement Terminated
Cairns		0	0	0	0	16	Agreement Terminated
Cairns		0	0	0	0	868	Agreement Terminated
Gladstone		0	0	0	0	73	Agreement Terminated
Charleville		0	0	0	0	16	Agreement Terminated
Dalby		0	0	0	0	0	Agreement Terminated
Dalby		0	0	0	0	0	Agreement Terminated
Gold Coast		0	0	0	0	12	Agreement Terminated
Gold Coast		0	0	0	0	57	Agreement Terminated
Gold Coast		0	0	0	0	1312	Agreement Terminated
Gold Coast		0	0	0	0	6057	Agreement Terminated
Gympie		0	0	0	0	0	Agreement Terminated
Hervey Bay		0	0	0	0	0	Agreement Terminated
Ipswich		0	0	0	0	5	Agreement Terminated
Ipswich		0	0	0	0	33	Agreement Terminated
Longreach		0	0	0	0	0	Agreement Terminated
Longreach		0	0	0	0	0	Agreement Terminated
Mackay		0	0	0	0	14	Agreement Terminated
Mackay		0	0	0	0	81	Agreement Terminated
Mackay		0	0	0	0	22	Agreement Terminated
Maryborough		0	0	0	0	2	Agreement Terminated
Maryborough		0	0	0	0	12	Agreement Terminated
Moreton		0	0	0	0	0	Agreement Terminated
Mount Isa		0	0	0	0	4	Agreement Terminated
Mount Isa		0	0	0	0	61	Agreement Terminated
Roma		0	0	0	0	51	Agreement Terminated
Roma		0	0	0	0	7	Agreement Terminated
Sunshine Coast		0	0	0	0	266	Agreement Terminated
Gladstone		0	0	0	0	2	Agreement Terminated
Kooralbyn		0	0	0	0	4	Agreement Terminated
Toowoomba		0	0	0	0	4	Agreement Terminated
Toowoomba		0	0	0	0	0	Agreement Terminated
Toowoomba		0	0	0	0	162	Agreement Terminated
Toowoomba		0	0	0	0	109	Agreement Terminated
Toowoomba		0	0	0	0	209	Agreement Terminated
Townsville		0	0	0	0	0	Agreement Terminated
Townsville		0	0	0	0	827	Agreement Terminated
Townsville		0	0	0	0	63	Agreement Terminated
Townsville		0	0	0	0	0	Agreement Terminated
Townsville		0	0	0	0	0	Agreement Terminated
Rockhampton		0	0	0	0	9	Agreement Terminated
Rockhampton		0	0	0	0	30	Agreement Terminated
Rockhampton		0	0	0	0	4	Agreement Terminated

Report Time / Date: 19:43 06-Aug-21

Departure Dates		
QPS District	Today	Tomorrow
Brisbane	170	134
Cairns	3	2
Dalby	0	0
Gold Coast	27	50
Rockhampton	0	0
Townsville	0	0
Mount Isa	0	0



COVID Cohort	Cumulative Total
Air Crew	8187
Maritime	347
SW	161

\*Note: these numbers are extracted from the information provided by the hotels in their manifests to the SDCC. Numbers are recorded here to balance daily. It is not a full list of the 'Cohorts' - these can be obtained from the relevant agency.

SW - Seasonal Workers

Departure for Next 7 Days

Status	Occupied
Row Labels	Sum of Occupancy Total
Brisbane	925
9/08/2021	96
7/08/2021	134
8/08/2021	173
11/08/2021	170
10/08/2021	99
12/08/2021	100
13/08/2021	153
Cairns	78
9/08/2021	12
7/08/2021	2
8/08/2021	17
11/08/2021	7
10/08/2021	3
12/08/2021	9
13/08/2021	28
Gladstone	1
12/08/2021	1
Gold Coast	226
9/08/2021	14
7/08/2021	50
8/08/2021	20
11/08/2021	22
10/08/2021	7
12/08/2021	70
13/08/2021	43
Sunshine Coast	10
9/08/2021	3
7/08/2021	1
8/08/2021	6
Grand Total	1240

Total Occupancy per Hotel

Row Labels	Sum of Occupancy Total
	4
	2
	102
	12
	2110
	109
	16
	63
	209
	153
	4
	14
	5202
	9
	30
	12741
	30
	1
	73
	162
	4
	57
	868
	5058
	827
	3179
	81
	6824
	8213
	2
	2908
	266
	2
	51
	16
	334
	4229
	7330
	338
	22
	61
	524
	4728
	3636
	1312
	1808
	5
	4
	7
	205
	5514
	9852
	12
	5085
	33
	41
	6057
	10680
Grand Total	111070

SDCC Logistics Dashboard - Accommodation Since 28-Mar-2020

Current Hotels	17
Total Persons Currently Accommodated	3756
Total Persons Departed	107634
Sum of Total Persons Accommodated	111390
Total Rooms Currently Occupied	2917
Total Blocked Rooms Currently Available	60
Total Rooms Currently Booked	2977

Number of persons in Queensland Government Quarantine Accommodation:

Hotels in Red Text have a Partial Block Booking

QPS District	Approved Hotels	Rooms Booked	Occupied	Rooms Available	Persons Accom.	Persons Departed	Agreed Rooms	Current Engagement
Brisbane		308	308	0	350	1760	150	1-Jul - 31-Jan
Brisbane		113	113	0	113	12628	75	1-Jul - 31-Jan
Brisbane		208	208	0	209	4849	115	1-Jul - 31-Jan
Brisbane		97	97	0	376	6485	65	1-Jul - 31-Jan
Brisbane		263	263	0	321	7909	160	1-Jul - 31-Jan
Brisbane		124	124	0	140	7230	75	1-Jul - 31-Jan
Brisbane		131	131	0	179	345	125	21-Jul - 31-Jan
Brisbane		105	105	0	134	3506	75	1-Jul - 31-Jan
Brisbane		40	39	1	79	1751	40	1-Jul - 31-Jan
Brisbane		255	255	0	295	5246	104	1-Jul - 31-Jan
Brisbane		213	213	0	249	9687	140	1-Jul - 31-Jan
Brisbane		302	302	0	358	10322	180	1-Jul - 31-Jan
Cairns		150	141	9	193	4559	150	1-Jul - 31-Jan
Gladstone		31	6	25	11	27	31	1-Jul - 31-Jan
Gold Coast		262	262	0	325	4889	150	1-Jul - 31-Jan
Gold Coast		265	265	0	330	4800	150	1-Jul - 31-Jan
Sunshine Coast		110	85	25	94	244	110	23-Jul - TBA

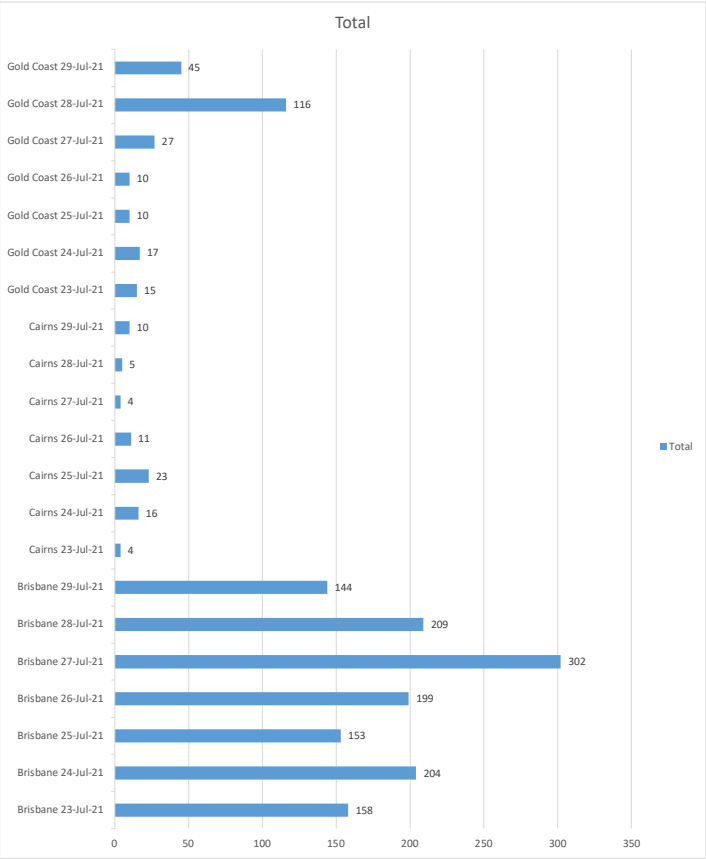
Note: maritime figures below are exclusively to reflect maritime guests. These figures are not recorded in the SDCC manifest and do not reflect non-maritime guests.

QPS District	Approved Hotel	Rooms Occupied Today	Persons Accom. Today	Persons Departing Today
Gladstone		10	10	12

QPS District	No longer in use	Rooms Booked	Occupied	Rooms Available	Persons Accom.	Persons Departed	Current Engagement
Brisbane		0	0	0	0	102	Agreement Terminated
Brisbane		0	0	0	0	0	Agreement Terminated
Brisbane		0	0	0	0	334	Agreement Terminated
Brisbane		0	0	0	0	2	Agreement Terminated
Brisbane		0	0	0	0	2908	Agreement Terminated
Brisbane		0	0	0	0	3179	Agreement Terminated
Brisbane		0	0	0	0	4229	Re-branded as from 1/5/2021
Bundaberg		0	0	0	0	41	Agreement Terminated
Cairns		0	0	0	0	1	Agreement Terminated
Cairns		0	0	0	0	4	Agreement Terminated
Cairns		0	0	0	0	205	Agreement Terminated
Cairns		0	0	0	0	16	Agreement Terminated
Cairns		0	0	0	0	868	Agreement Terminated
Gladstone		0	0	0	0	73	Agreement Terminated
Charleville		0	0	0	0	16	Agreement Terminated
Dalby		0	0	0	0	0	Agreement Terminated
Dalby		0	0	0	0	0	Agreement Terminated
Gold Coast		0	0	0	0	12	Agreement Terminated
Gold Coast		0	0	0	0	57	Agreement Terminated
Gold Coast		0	0	0	0	1312	Agreement Terminated
Gold Coast		0	0	0	0	6057	Agreement Terminated
Gympie		0	0	0	0	0	Agreement Terminated
Hervey Bay		0	0	0	0	0	Agreement Terminated
Ipswich		0	0	0	0	5	Agreement Terminated
Ipswich		0	0	0	0	33	Agreement Terminated
Longreach		0	0	0	0	0	Agreement Terminated
Longreach		0	0	0	0	0	Agreement Terminated
Mackay		0	0	0	0	14	Agreement Terminated
Mackay		0	0	0	0	81	Agreement Terminated
Mackay		0	0	0	0	22	Agreement Terminated
Maryborough		0	0	0	0	2	Agreement Terminated
Maryborough		0	0	0	0	12	Agreement Terminated
Moreton		0	0	0	0	0	Agreement Terminated
Mount Isa		0	0	0	0	4	Agreement Terminated
Mount Isa		0	0	0	0	61	Agreement Terminated
Roma		0	0	0	0	51	Agreement Terminated
Roma		0	0	0	0	7	Agreement Terminated
Sunshine Coast		0	0	0	0	266	Agreement Terminated
Gladstone		0	0	0	0	2	Agreement Terminated
Kooralbyn		0	0	0	0	4	Agreement Terminated
Toowoomba		0	0	0	0	4	Agreement Terminated
Toowoomba		0	0	0	0	0	Agreement Terminated
Toowoomba		0	0	0	0	162	Agreement Terminated
Toowoomba		0	0	0	0	109	Agreement Terminated
Toowoomba		0	0	0	0	209	Agreement Terminated
Townsville		0	0	0	0	0	Agreement Terminated
Townsville		0	0	0	0	827	Agreement Terminated
Townsville		0	0	0	0	63	Agreement Terminated
Townsville		0	0	0	0	0	Agreement Terminated
Townsville		0	0	0	0	0	Agreement Terminated
Rockhampton		0	0	0	0	9	Agreement Terminated
Rockhampton		0	0	0	0	30	Agreement Terminated
Rockhampton		0	0	0	0	4	Agreement Terminated

Report Time / Date: 21:00 09-Aug-21

Departure Dates		
QPS District	Today	Tomorrow
Brisbane	94	99
Cairns	12	3
Dalby	0	0
Gold Coast	14	7
Rockhampton	0	0
Townsville	0	0
Mount Isa	0	0



COVID Cohort	Cumulative Total
Air Crew	8189
Maritime	347
SW	161

\*Note: these numbers are extracted from the information provided by the hotels in their manifests to the SDCC.

Numbers are recorded here to balance daily. It is not a full list of the 'Cohorts' - these can be obtained from the relevant agency.

SW - Seasonal Workers

Departure for Next 7 Days

Status	Occupied
Row Labels	
Sum of Occupancy Total	
Brisbane	814
9/08/2021	94
11/08/2021	167
10/08/2021	99
12/08/2021	103
13/08/2021	152
14/08/2021	107
15/08/2021	92
Cairns	105
9/08/2021	12
11/08/2021	7
10/08/2021	3
12/08/2021	9
13/08/2021	28
14/08/2021	27
15/08/2021	19
Gladstone	3
11/08/2021	2
12/08/2021	1
Gold Coast	260
9/08/2021	14
11/08/2021	22
10/08/2021	7
12/08/2021	70
13/08/2021	87
14/08/2021	6
15/08/2021	54
Sunshine Coast	3
9/08/2021	3
Grand Total	1185

Total Occupancy per Hotel

Row Labels	Sum of Occupancy Total
	4
	2
	102
	12
	2110
	109
	16
	63
	209
	4
	4
	14
	7
	9
	30
	12741
	38
	1
	73
	162
	4
	57
	868
	22
	5058
	827
	3179
	81
	6
	8230
	2
	2908
	266
	2
	51
	16
	334
	4229
	7370
	338
	22
	61
	524
	4752
	3640
	1312
	1830
	5
	4
	7
	205
	5541
	41
	6057
	10680
Grand Total	111390

SDCC Logistics Dashboard - Accommodation Since 28-Mar-2020

Current Hotels	18
Total Persons Currently Accommodated	3941
Total Persons Departed	107958
Sum of Total Persons Accommodated	111899
Total Rooms Currently Occupied	3030
Total Blocked Rooms Currently Available	241
Total Rooms Currently Booked	3271

Number of persons in Queensland Government Quarantine Accommodation:

Hotels in Red Text have a Partial Block Booking

QPS District	Approved Hotels	Rooms Booked	Occupied	Rooms Available	Persons Accom.	Persons Departed	Agreed Rooms	Current Engagement
Brisbane		304	304	0	350	1760	150	1-Jul - 31-Jan
Brisbane		113	113	0	113	12628	75	1-Jul - 31-Jan
Brisbane		208	208	0	209	4849	115	1-Jul - 31-Jan
Brisbane		103	103	0	401	6485	65	1-Jul - 31-Jan
Brisbane		265	265	0	330	7924	160	1-Jul - 31-Jan
Brisbane		115	115	0	131	7253	75	1-Jul - 31-Jan
Brisbane		131	131	0	179	345	125	21-Jul - 31-Jan
Brisbane		125	125	0	158	3510	75	1-Jul - 31-Jan
Brisbane		40	38	2	76	1754	40	1-Jul - 31-Jan
Brisbane		254	254	0	300	5258	104	1-Jul - 31-Jan
Brisbane		293	293	0	340	9689	140	1-Jul - 31-Jan
Brisbane		189	0	189	0	0	189	8-Aug - 31-Jan
Brisbane		302	302	0	358	10322	180	1-Jul - 31-Jan
Cairns		151	151	0	204	4573	150	1-Jul - 31-Jan
Gladstone		31	6	25	11	27	31	1-Jul - 31-Jan
Gold Coast		274	274	0	346	4895	150	1-Jul - 31-Jan
Gold Coast		263	263	0	341	5045	150	1-Jul - 31-Jan
Sunshine Coast		110	85	25	94	244	110	23-Jul - TBA

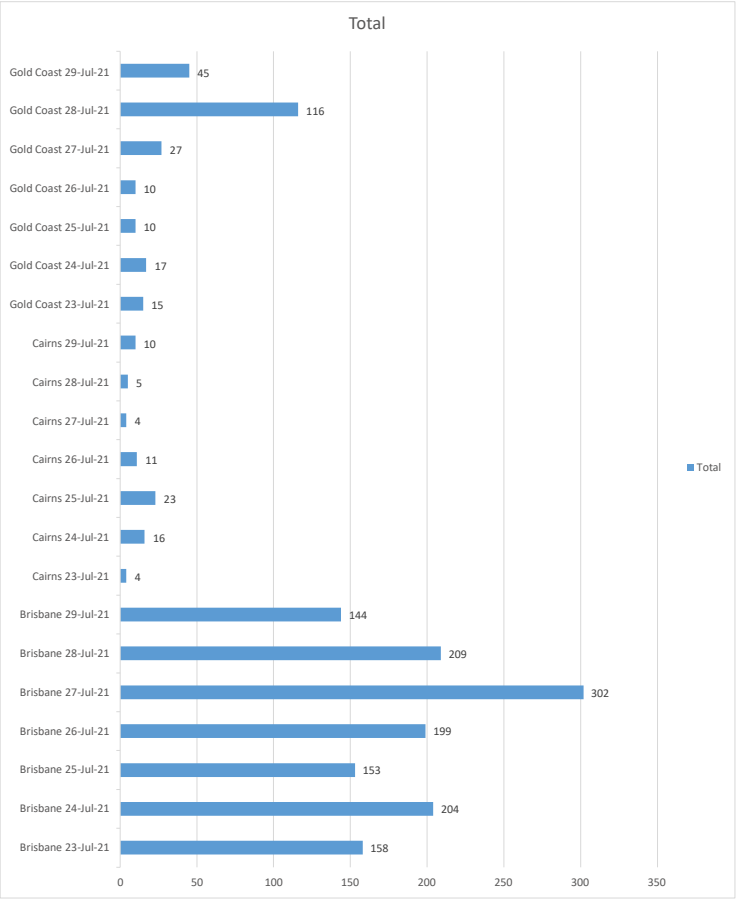
Note: maritime figures below are exclusively to reflect maritime guests. These figures are not recorded in the SDCC manifest and do not reflect non-maritime guests.

QPS District	Approved Hotel	Rooms Occupied Today	Persons Accom. Today	Persons Departing Today
Gladstone		10	10	12

QPS District	No longer in use	Rooms Booked	Occupied	Rooms Available	Persons Accom.	Persons Departed	Current Engagement
Brisbane		0	0	0	0	102	Agreement Terminated
Brisbane		0	0	0	0	0	Agreement Terminated
Brisbane		0	0	0	0	334	Agreement Terminated
Brisbane		0	0	0	0	2	Agreement Terminated
Brisbane		0	0	0	0	2908	Agreement Terminated
Brisbane		0	0	0	0	3179	Agreement Terminated
Brisbane		0	0	0	0	4229	Re-branded as from 1/5/2021
Bundaberg		0	0	0	0	41	Agreement Terminated
Cairns		0	0	0	0	1	Agreement Terminated
Cairns		0	0	0	0	4	Agreement Terminated
Cairns		0	0	0	0	205	Agreement Terminated
Cairns		0	0	0	0	16	Agreement Terminated
Cairns		0	0	0	0	868	Agreement Terminated
Gladstone		0	0	0	0	73	Agreement Terminated
Charleville		0	0	0	0	16	Agreement Terminated
Dalby		0	0	0	0	0	Agreement Terminated
Dalby		0	0	0	0	0	Agreement Terminated
Gold Coast		0	0	0	0	12	Agreement Terminated
Gold Coast		0	0	0	0	57	Agreement Terminated
Gold Coast		0	0	0	0	1312	Agreement Terminated
Gold Coast		0	0	0	0	6057	Agreement Terminated
Gympie		0	0	0	0	0	Agreement Terminated
Hervey Bay		0	0	0	0	0	Agreement Terminated

Report Time / Date: 18:39 10-Aug-21

Departure Dates		
QPS District	Today	Tomorrow
Brisbane	99	167
Cairns	3	6
Dalby	0	0
Gold Coast	6	21
Rockhampton	0	0
Townsville	0	0
Mount Isa	0	0



COVID Cohort	Cumulative Total
Air Crew	8195
Maritime	351
SW	161

\*Note: these numbers are extracted from the information provided by the hotels in their manifests to the SDCC. Numbers are recorded here to balance daily. It is not a full list of the 'Cohorts' - these can be obtained from the relevant agency.

SW - Seasonal Workers

Departure for Next 7 Days

Status	Occupied
Row Labels	Sum of Occupancy Total
Brisbane	868
11/08/2021	167
10/08/2021	99
12/08/2021	103
13/08/2021	152
14/08/2021	107
16/08/2021	148
15/08/2021	92
Cairns	102
11/08/2021	6
10/08/2021	3
12/08/2021	10
13/08/2021	28
14/08/2021	27
16/08/2021	5
15/08/2021	23
Gladstone	3
11/08/2021	2
12/08/2021	1
Gold Coast	335
11/08/2021	21
10/08/2021	6
12/08/2021	65
13/08/2021	81
14/08/2021	46
16/08/2021	47
15/08/2021	69
Grand Total	1308

Total Occupancy per Hotel

Row Labels	Sum of Occupancy Total
	4
	2
Brisbane	102
11/08/2021	12
10/08/2021	99
12/08/2021	109
13/08/2021	16
14/08/2021	63
16/08/2021	209
15/08/2021	4
Cairns	4
11/08/2021	14
10/08/2021	3
12/08/2021	9
13/08/2021	30
14/08/2021	12741
16/08/2021	38
15/08/2021	1
Gladstone	73
11/08/2021	162
12/08/2021	4
Gold Coast	57
11/08/2021	868
10/08/2021	5058
12/08/2021	827
13/08/2021	3179
14/08/2021	81
16/08/2021	6886
15/08/2021	8254
Grand Total	2
	2908
	266
	2
	51
	16
	334
	4229
	7384
	338
	22
	61
	524
	4777
	3668
	1312
	1830
	5
	4
	7
	205
	5558
	10029
	12
	5386
	33
	41
	6057
	10680
Grand Total	111899

SDCC Logistics Dashboard - Accommodation Since 28-Mar-2020

Current Hotels	18
Total Persons Currently Accommodated	3879
Total Persons Departed	108548
Sum of Total Persons Accommodated	112427
Total Rooms Currently Occupied	2973
Total Blocked Rooms Currently Available	241
Total Rooms Currently Booked	3214

Across ALL Hotels

Number of persons in Queensland Government Quarantine Accommodation:

Hotels in Red Text have a Partial Block Booking

QPS District	Approved Hotels	Rooms Booked	Occupied	Rooms Available	Persons Accom.	Persons Departed	Agreed Rooms	Current Engagement
Brisbane		304	304	0	350	1761	150	1-Jul - 31-Jan
Brisbane		113	113	0	113	12628	75	1-Jul - 31-Jan
Brisbane		217	217	0	219	5182	115	1-Jul - 31-Jan
Brisbane		107	107	0	414	6485	65	1-Jul - 31-Jan
Brisbane		200	200	0	245	8013	160	1-Jul - 31-Jan
Brisbane		102	102	0	117	7273	75	1-Jul - 31-Jan
Brisbane		131	131	0	179	345	125	21-Jul - 31-Jan
Brisbane		92	92	0	110	3574	75	1-Jul - 31-Jan
Brisbane		40	38	2	76	1754	40	1-Jul - 31-Jan
Brisbane		254	254	0	300	5258	104	1-Jul - 31-Jan
Brisbane		300	300	0	348	9689	140	1-Jul - 31-Jan
Brisbane		189	0	189	0	0	189	8-Aug - 31-Jan
Brisbane		302	302	0	358	10322	180	1-Jul - 31-Jan
Cairns		162	162	0	220	4604	150	1-Jul - 31-Jan
Gladstone		31	6	25	12	29	31	1-Jul - 31-Jan
Gold Coast		297	297	0	383	4945	150	1-Jul - 31-Jan
Gold Coast		263	263	0	341	5045	150	1-Jul - 31-Jan
Sunshine Coast		110	85	25	94	244	110	23-Jul - TBA

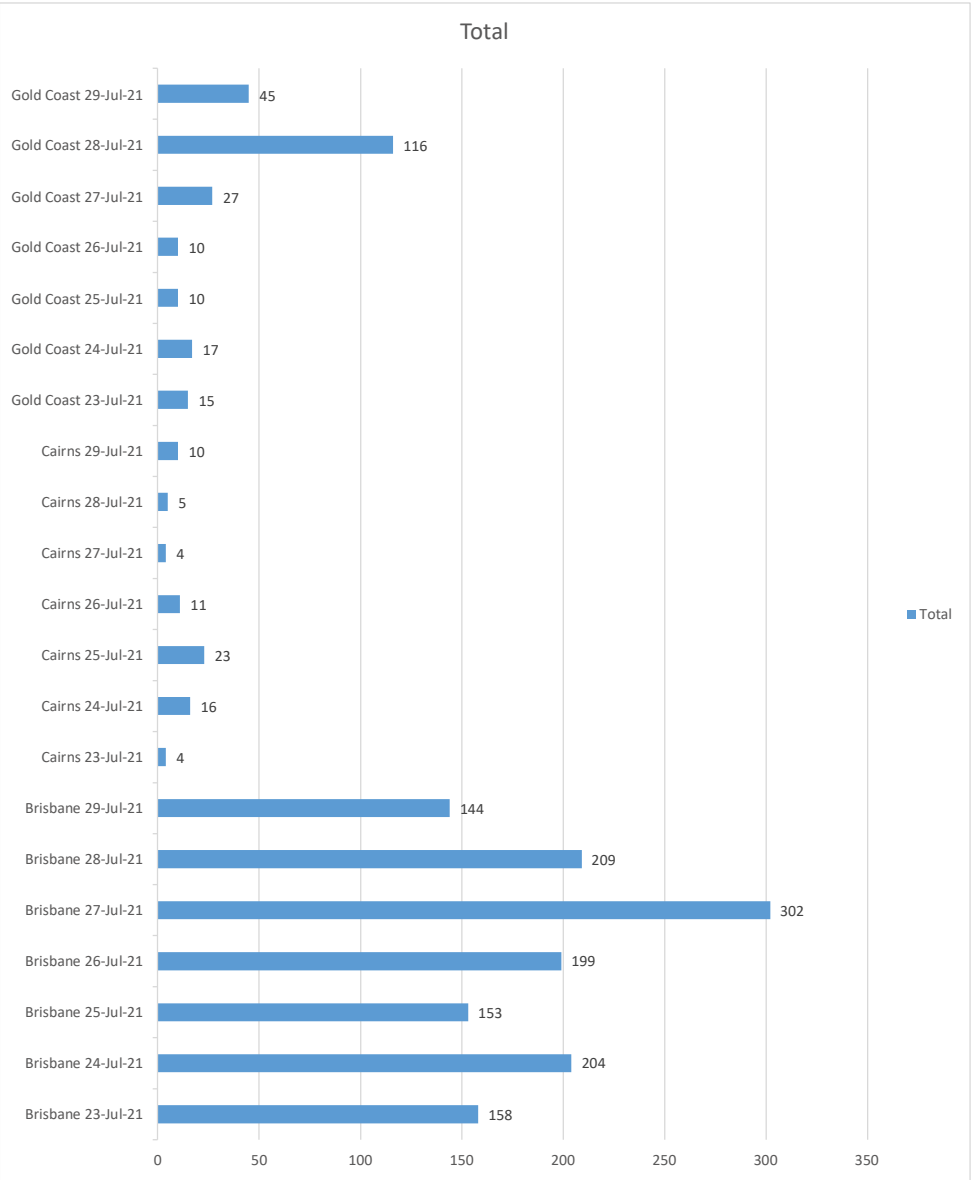
Note: maritime figures below are exclusively to reflect maritime guests. These figures are not recorded in the SDCC manifest and do not reflect non-maritime guests.

QPS District	Approved Hotel	Rooms Occupied Today	Persons Accom. Today	Persons Departing Today
Gladstone		9	9	3

QPS District	No longer in use	Rooms Booked	Occupied	Rooms Available	Persons Accom.	Persons Departed	Current Engagement
Brisbane		0	0	0	0	102	Agreement Terminated
Brisbane		0	0	0	0	0	Agreement Terminated
Brisbane		0	0	0	0	334	Agreement Terminated
Brisbane		0	0	0	0	2	Agreement Terminated
Brisbane		0	0	0	0	2908	Agreement Terminated
Brisbane		0	0	0	0	3179	Agreement Terminated
Brisbane		0	0	0	0	4229	Re-branded as from 1/5/2021
Bundaberg		0	0	0	0	41	Agreement Terminated
Cairns		0	0	0	0	1	Agreement Terminated
Cairns		0	0	0	0	4	Agreement Terminated
Cairns		0	0	0	0	205	Agreement Terminated
Cairns		0	0	0	0	16	Agreement Terminated
Cairns		0	0	0	0	868	Agreement Terminated
Gladstone		0	0	0	0	73	Agreement Terminated
Charleville		0	0	0	0	16	Agreement Terminated
Dalby		0	0	0	0	0	Agreement Terminated
Dalby		0	0	0	0	0	Agreement Terminated
Gold Coast		0	0	0	0	12	Agreement Terminated
Gold Coast		0	0	0	0	57	Agreement Terminated
Gold Coast		0	0	0	0	1312	Agreement Terminated
Gold Coast		0	0	0	0	6057	Agreement Terminated
Gympie		0	0	0	0	0	Agreement Terminated
Hervey Bay		0	0	0	0	0	Agreement Terminated

Report Time / Date: 20:07 11-Aug-21

Departure Dates		
QPS District	Today	Tomorrow
Brisbane	174	142
Cairns	6	10
Dalby	0	0
Gold Coast	21	65
Rockhampton	0	0
Townsville	0	0
Mount Isa	0	0



COVID Cohort	Cumulative Total
Air Crew	8195
Maritime	351
SW	161

\*Note: these numbers are extracted from the information provided by the hotels in their manifests to the SDCC. Numbers are recorded here to balance daily. It is not a full list of the 'Cohorts' - these can be obtained from the relevant agency.

SW - Seasonal Workers



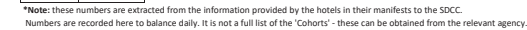
<b>Current Hotels</b>	18	
Total Persons Currently Accommodated	3785	
Total Persons Departed	109022	
Sum of Total Persons Accommodated	112807	Across <b>ALL</b> Hotels
Total Rooms Currently Occupied	2945	
Total Blocked Rooms Currently Available	239	
Total Rooms Currently Booked	3184	

Hotels in **Red** Text have a **Partial Block Booking**

Note: Maritime figures below are exclusively to reflect maritime guests. These figures are not recorded in the SDOC manifest and do not reflect non-maritime guests.

QPS District	Approved Hotel	Rooms Occupied Today	Persons Accom. Today	Persons Departing Today
Gladstone		9	9	3

Departure Dates		Today	Tomorrow
QPS District	Brisbane	130	192
	Cairns	10	26
	Dalby	0	0
	Gold Coast	65	81
	Rockhampton	0	0
	Townsville	0	0
	Mount Isa	0	0



Status	Occupied	Row Labels	Sum of Occupancy Total
			4
Row Labels	Sum of Occupancy Total		2
Brisbane	1031		102
#####	130		12
#####	132		2279
#####	121		309
#####	171		16
#####	104		63
#####	178		209
#####	135		4
Cairns	121		4
#####	10		14
#####	26		5328
#####	27		9
#####	5		30
#####	22		12741
#####	30		41
#####	1		1
Gladstone	12		73
#####	3		162
#####	3		4
#####	6		57
Gold Coast	369		868
#####	65		5401
#####	81		827
#####	46		3179
#####	47		81
#####	69		6956
#####	19		8258
#####	42		2
Grand Total	1133		2908
			266
			2
			51
			16
			334
			4229
			7474
			338
			22
			61
			524
			4824
			3717
			1312
			1868
			5
			4
			7
			205
			5558
			10037
			12
			5386
			33
			41
			6057
			10480
Grand Total			112807

SDCC Logistics Dashboard - Accommodation Since 28-Mar-2020

Current Hotels	18
Total Persons Currently Accommodated	3963
Total Persons Departed	109207
Sum of Total Persons Accommodated	113170
	Across ALL Hotels
Total Rooms Currently Occupied	3074
Total Blocked Rooms Currently Available	242
Total Rooms Currently Booked	3316

Number of persons in Queensland Government Quarantine Accommodation:

Hotels in Red Text have a Partial Block Booking

QPS District	Approved Hotels	Rooms Booked	Occupied	Rooms Available	Persons Accom.	Persons Departed	Agreed Rooms	Current Engagement
Brisbane		274	274	0	324	1955	150	1-Jul - 31-Jan
Brisbane		113	113	0	113	12628	75	1-Jul - 31-Jan
Brisbane		217	217	0	219	5182	115	1-Jul - 31-Jan
Brisbane		83	83	0	317	6639	65	1-Jul - 31-Jan
Brisbane		287	287	0	376	8077	160	1-Jul - 31-Jan
Brisbane		151	151	0	157	7344	75	1-Jul - 31-Jan
Brisbane		131	131	0	179	345	125	21-Jul - 31-Jan
Brisbane		123	123	0	142	3588	75	1-Jul - 31-Jan
Brisbane		45	45	0	109	1766	40	1-Jul - 31-Jan
Brisbane		263	263	0	312	5259	104	1-Jul - 31-Jan
Brisbane		261	261	0	292	9764	140	1-Jul - 31-Jan
Brisbane		189	0	189	0	0	189	8-Aug - 31-Jan
Brisbane		302	302	0	358	10322	180	1-Jul - 31-Jan
Cairns		157	157	0	211	4656	150	1-Jul - 31-Jan
Gladstone		31	3	28	9	32	31	1-Jul - 31-Jan
Gold Coast		316	316	0	410	4964	150	1-Jul - 31-Jan
Gold Coast		263	263	0	341	5045	150	1-Jul - 31-Jan
Sunshine Coast		110	85	25	94	244	110	23-Jul - TBA

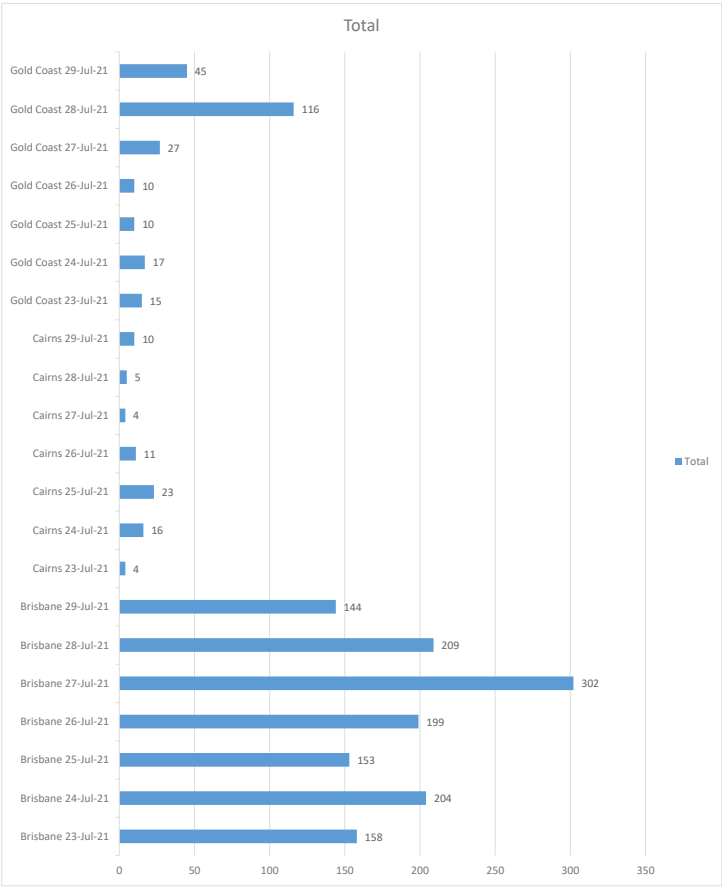
Note: maritime figures below are exclusively to reflect maritime guests. These figures are not recorded in the SDCC manifest and do not reflect non-maritime guests.

QPS District	Approved Hotel	Rooms Occupied Today	Persons Accom. Today	Persons Departing Today
Gladstone		9	9	3

QPS District	No longer in use	Rooms Booked	Occupied	Rooms Available	Persons Accom.	Persons Departed	Current Engagement
Brisbane		0	0	0	0	102	Agreement Terminated
Brisbane		0	0	0	0	0	Agreement Terminated
Brisbane		0	0	0	0	334	Agreement Terminated
Brisbane		0	0	0	0	2	Agreement Terminated
Brisbane		0	0	0	0	2908	Agreement Terminated
Brisbane		0	0	0	0	3179	Agreement Terminated
Brisbane		0	0	0	0	4229	Re-branded as from 1/5/2021
Bundaberg		0	0	0	0	41	Agreement Terminated
Cairns		0	0	0	0	1	Agreement Terminated
Cairns		0	0	0	0	4	Agreement Terminated
Cairns		0	0	0	0	205	Agreement Terminated
Cairns		0	0	0	0	16	Agreement Terminated
Cairns		0	0	0	0	868	Agreement Terminated
Gladstone		0	0	0	0	73	Agreement Terminated
Charleville		0	0	0	0	16	Agreement Terminated
Dalby		0	0	0	0	0	Agreement Terminated
Dalby		0	0	0	0	0	Agreement Terminated
Gold Coast		0	0	0	0	12	Agreement Terminated
Gold Coast		0	0	0	0	57	Agreement Terminated
Gold Coast		0	0	0	0	1312	Agreement Terminated
Gold Coast		0	0	0	0	6057	Agreement Terminated
Gympie		0	0	0	0	0	Agreement Terminated
Hervey Bay		0	0	0	0	0	Agreement Terminated
Ipswich		0	0	0	0	5	Agreement Terminated
Ipswich		0	0	0	0	33	Agreement Terminated
Longreach		0	0	0	0	0	Agreement Terminated
Longreach		0	0	0	0	0	Agreement Terminated
Mackay		0	0	0	0	14	Agreement Terminated
Mackay		0	0	0	0	81	Agreement Terminated
Mackay		0	0	0	0	22	Agreement Terminated
Maryborough		0	0	0	0	2	Agreement Terminated
Maryborough		0	0	0	0	12	Agreement Terminated
Moreton		0	0	0	0	0	Agreement Terminated
Mount Isa		0	0	0	0	4	Agreement Terminated
Mount Isa		0	0	0	0	61	Agreement Terminated
Roma		0	0	0	0	51	Agreement Terminated
Roma		0	0	0	0	7	Agreement Terminated
Sunshine Coast		0	0	0	0	266	Agreement Terminated
Gladstone		0	0	0	0	2	Agreement Terminated
Kooralbyn		0	0	0	0	4	Agreement Terminated
Toowoomba		0	0	0	0	4	Agreement Terminated
Toowoomba		0	0	0	0	0	Agreement Terminated
Toowoomba		0	0	0	0	162	Agreement Terminated
Toowoomba		0	0	0	0	109	Agreement Terminated
Toowoomba		0	0	0	0	209	Agreement Terminated
Townsville		0	0	0	0	0	Agreement Terminated
Townsville		0	0	0	0	827	Agreement Terminated
Townsville		0	0	0	0	63	Agreement Terminated
Townsville		0	0	0	0	0	Agreement Terminated
Townsville		0	0	0	0	0	Agreement Terminated
Rockhampton		0	0	0	0	9	Agreement Terminated
Rockhampton		0	0	0	0	30	Agreement Terminated
Rockhampton		0	0	0	0	4	Agreement Terminated

Report Time / Date: 19:46 13-Aug-21

Departure Dates		
QPS District	Today	Tomorrow
Brisbane	192	121
Cairns	26	27
Dalby	0	0
Gold Coast	81	46
Rockhampton	0	0
Townsville	0	0
Mount Isa	0	0



COVID Cohort	Cumulative Total
Air Crew	8201
Maritime	351
SW	161

\*Note: these numbers are extracted from the information provided by the hotels in their manifests to the SDCC.

Numbers are recorded here to balance daily. It is not a full list of the 'Cohorts' - these can be obtained from the relevant agency.

SW - Seasonal Workers

Departure for Next 7 Days

Status	Occupied
Row Labels	Sum of Occupancy Total
Brisbane	1082
13/08/2021	192
14/08/2021	121
16/08/2021	169
15/08/2021	104
18/08/2021	193
17/08/2021	132
19/08/2021	171
Cairns	117
13/08/2021	26
14/08/2021	27
16/08/2021	5
15/08/2021	22
18/08/2021	23
17/08/2021	1
19/08/2021	13
Gladstone	9
14/08/2021	3
18/08/2021	6
Gold Coast	366
13/08/2021	81
14/08/2021	46
16/08/2021	47
15/08/2021	69
18/08/2021	19
17/08/2021	42
19/08/2021	62
Grand Total	1574

Total Occupancy per Hotel

Row Labels	Sum of Occupancy Total
	4
	2
	102
	12
	2279
	109
	16
	63
	209
	4
	4
	14
	5374
	9
	30
	12741
	41
	1
	73
	162
	4
	57
	868
	46
	827
	3179
	81
	6956
	8453
	2
	2908
	266
	2
	51
	16
	334
	4229
	7501
	338
	22
	61
	524
	4867
	3730
	1312
	1875
	5
	4
	7
	205
	5571
	12
	5386
	33
	41
	6057
	10680
Grand Total	113170



SDCC Logistics Dashboard - Accommodation Since 28-Mar-2020

Current Hotels	18
Total Persons Currently Accommodated	3908
Total Persons Departed	109605
Sum of Total Persons Accommodated	113513
Total Rooms Currently Occupied	3008
Total Blocked Rooms Currently Available	245
Total Rooms Currently Booked	3253

Number of persons in Queensland Government Quarantine Accommodation:

Hotels in **Red** Text have a **Partial Block Booking**

QPS District	Approved Hotels	Rooms Booked	Occupied	Rooms Available	Persons Accom.	Persons Departed	Agreed Rooms	Current Engagement
Brisbane		274	274	0	324	1955	150	1-Jul - 31-Jan
Brisbane		113	113	0	113	12628	75	1-Jul - 31-Jan
Brisbane		217	217	0	219	5182	115	1-Jul - 31-Jan
Brisbane		85	85	0	323	6639	65	1-Jul - 31-Jan
Brisbane		249	249	0	328	8174	160	1-Jul - 31-Jan
Brisbane		148	148	0	168	7378	75	1-Jul - 31-Jan
Brisbane		131	131	0	179	345	125	21-Jul - 31-Jan
Brisbane		108	108	0	123	3628	75	1-Jul - 31-Jan
Brisbane		45	45	0	109	1770	40	1-Jul - 31-Jan
Brisbane		263	263	0	312	5259	104	1-Jul - 31-Jan
Brisbane		279	279	0	310	9764	140	1-Jul - 31-Jan
Brisbane		189	0	189	0	0	189	8-Aug - 31-Jan
Brisbane		302	302	0	358	10322	180	1-Jul - 31-Jan
Cairns		151	151	0	198	4701	150	1-Jul - 31-Jan
Gladstone		31	0	31	0	41	31	1-Jul - 31-Jan
Gold Coast		298	298	0	397	5012	150	1-Jul - 31-Jan
Gold Coast		260	260	0	353	5166	150	1-Jul - 31-Jan
Sunshine Coast		110	85	25	94	244	110	23-Jul - TBA

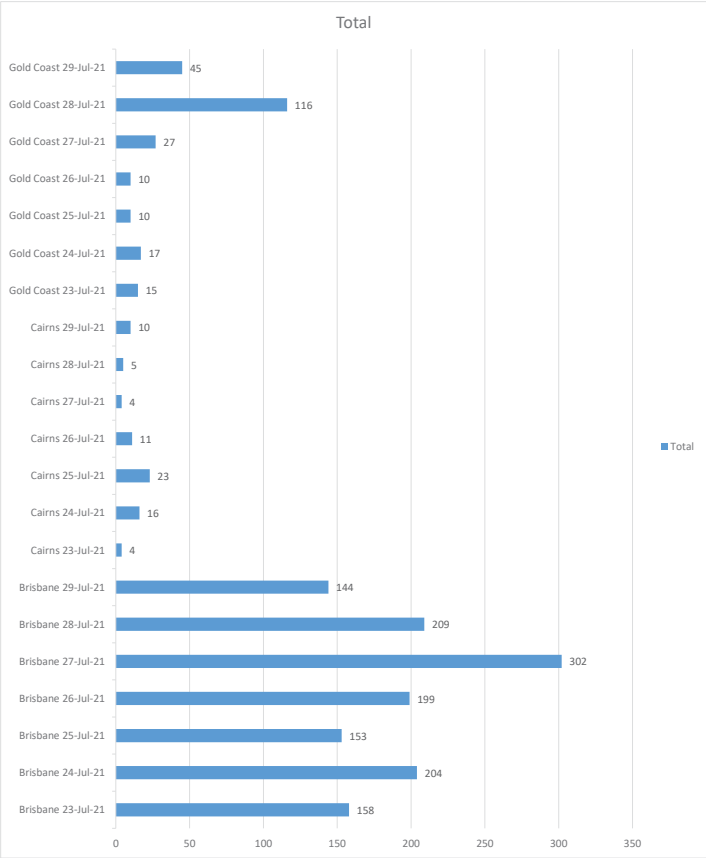
Note: **maritime figures below are exclusively to reflect maritime guests. These figures are not recorded in the SDCC manifest and do not reflect non-maritime guests.**

QPS District	Approved Hotel	Rooms Occupied Today	Persons Accom. Today	Persons Departing Today
Gladstone		9	9	3

QPS District	No longer in use	Rooms Booked	Occupied	Rooms Available	Persons Accom.	Persons Departed	Current Engagement
Brisbane		0	0	0	0	102	Agreement Terminated
Brisbane		0	0	0	0	0	Agreement Terminated
Brisbane		0	0	0	0	334	Agreement Terminated
Brisbane		0	0	0	0	2	Agreement Terminated
Brisbane		0	0	0	0	2908	Agreement Terminated
Brisbane		0	0	0	0	3179	Agreement Terminated
Brisbane		0	0	0	0	4229	Re-branded as from 1/5/2021
Bundaberg		0	0	0	0	41	Agreement Terminated
Cairns		0	0	0	0	1	Agreement Terminated
Cairns		0	0	0	0	4	Agreement Terminated
Cairns		0	0	0	0	205	Agreement Terminated
Cairns		0	0	0	0	16	Agreement Terminated
Cairns		0	0	0	0	868	Agreement Terminated
Gladstone		0	0	0	0	73	Agreement Terminated
Charleville		0	0	0	0	16	Agreement Terminated
Dalby		0	0	0	0	0	Agreement Terminated
Dalby		0	0	0	0	0	Agreement Terminated
Gold Coast		0	0	0	0	12	Agreement Terminated
Gold Coast		0	0	0	0	57	Agreement Terminated
Gold Coast		0	0	0	0	1312	Agreement Terminated
Gold Coast		0	0	0	0	6057	Agreement Terminated
Gympie		0	0	0	0	0	Agreement Terminated
Hervey Bay		0	0	0	0	0	Agreement Terminated
Ipswich		0	0	0	0	5	Agreement Terminated
Ipswich		0	0	0	0	33	Agreement Terminated
Longreach		0	0	0	0	0	Agreement Terminated
Longreach		0	0	0	0	0	Agreement Terminated
Mackay		0	0	0	0	14	Agreement Terminated
Mackay		0	0	0	0	81	Agreement Terminated
Mackay		0	0	0	0	22	Agreement Terminated
Maryborough		0	0	0	0	2	Agreement Terminated
Maryborough		0	0	0	0	12	Agreement Terminated
Moreton		0	0	0	0	0	Agreement Terminated
Mount Isa		0	0	0	0	4	Agreement Terminated
Mount Isa		0	0	0	0	61	Agreement Terminated
Roma		0	0	0	0	51	Agreement Terminated
Roma		0	0	0	0	7	Agreement Terminated
Sunshine Coast		0	0	0	0	266	Agreement Terminated
Gladstone		0	0	0	0	2	Agreement Terminated
Kooralbyn		0	0	0	0	4	Agreement Terminated
Toowoomba		0	0	0	0	4	Agreement Terminated
Toowoomba		0	0	0	0	0	Agreement Terminated
Toowoomba		0	0	0	0	162	Agreement Terminated
Toowoomba		0	0	0	0	109	Agreement Terminated
Toowoomba		0	0	0	0	209	Agreement Terminated
Townsville		0	0	0	0	0	Agreement Terminated
Townsville		0	0	0	0	827	Agreement Terminated
Townsville		0	0	0	0	63	Agreement Terminated
Townsville		0	0	0	0	0	Agreement Terminated
Townsville		0	0	0	0	0	Agreement Terminated
Rockhampton		0	0	0	0	9	Agreement Terminated
Rockhampton		0	0	0	0	30	Agreement Terminated
Rockhampton		0	0	0	0	4	Agreement Terminated

Report Time / Date: 17:27 14-Aug-21

Departure Dates		
QPS District	Today	Tomorrow
Brisbane	109	104
Cairns	17	24
Dalby	0	0
Gold Coast	44	69
Rockhampton	0	0
Townsville	0	0
Mount Isa	0	0



COVID Cohort	Cumulative Total
Air Crew	8204
Maritime	353
SW	161

\*Note: these numbers are extracted from the information provided by the hotels in their manifests to the SDCC. Numbers are recorded here to balance daily. It is not a full list of the 'Cohorts' - these can be obtained from the relevant agency.

SW - Seasonal Workers

Departure for Next 7

Status	Occupied
Row Labels	Sum of Occupancy Total
Brisbane	1066
#####	109
#####	165
#####	104
#####	193
#####	132
#####	166
#####	197
Cairns	92
#####	17
#####	5
#####	24
#####	23
#####	1
#####	13
#####	9
Gold Coast	314
#####	44
#####	46
#####	69
#####	19
#####	43
#####	62
#####	31
Grand Total	1472

Total Occupancy per Hotel

Row Labels	Sum of Occupancy Total
	4
	2
	102
	12
	2279
	109
	16
	63
	209
	4
	4
	14
	5409
	9
	30
	12741
	41
	1
	73
	162
	4
	57
	868
	5401
	827
	3179
	81
	6962
	8502
	2
	2908
	266
	2
	51
	16
	334
	4229
	7546
	338
	22
	61
	524
	4899
	3751
	1312
	1879
	5
	4
	7
	205
	5571
	10074
	12
	5519
	33
	41
	6057
	10680
Grand Total	113513

SDCC Logistics Dashboard - Accommodation Since 28-Mar-2020

Current Hotels	18
Total Persons Currently Accommodated	3946
Total Persons Departed	109855
Sum of Total Persons Accommodated	113801
Total Rooms Currently Occupied	2988
Total Blocked Rooms Currently Available	249
Total Rooms Currently Booked	3237

Across ALL Hotels

Number of persons in Queensland Government Quarantine Accommodation:

Hotels in Red Text have a Partial Block Booking

QPS District	Approved Hotels	Rooms Booked	Occupied	Rooms Available	Persons Accom.	Persons Departed	Agreed Rooms	Current Engagement
Brisbane		282	282	0	333	1987	150	1-Jul - 31-Jan
Brisbane		113	113	0	113	12628	75	1-Jul - 31-Jan
Brisbane		179	179	0	179	5282	115	1-Jul - 31-Jan
Brisbane		95	95	0	361	6639	65	1-Jul - 31-Jan
Brisbane		244	244	0	320	8198	160	1-Jul - 31-Jan
Brisbane		129	129	0	159	7393	75	1-Jul - 31-Jan
Brisbane		131	131	0	179	345	125	21-Jul - 31-Jan
Brisbane		108	108	0	122	3639	75	1-Jul - 31-Jan
Brisbane		45	45	0	108	1773	40	1-Jul - 31-Jan
Brisbane		263	263	0	312	5259	104	1-Jul - 31-Jan
Brisbane		279	279	0	310	9764	140	1-Jul - 31-Jan
Brisbane		189	0	189	0	0	189	8-Aug - 31-Jan
Brisbane		301	301	0	358	10322	180	1-Jul - 31-Jan
Cairns		150	145	5	189	4720	150	1-Jul - 31-Jan
Gladstone		31	1	30	1	41	31	1-Jul - 31-Jan
Gold Coast		320	320	0	434	5018	150	1-Jul - 31-Jan
Gold Coast		268	268	0	374	5206	150	1-Jul - 31-Jan
Sunshine Coast		110	85	25	94	244	110	23-Jul - TBA

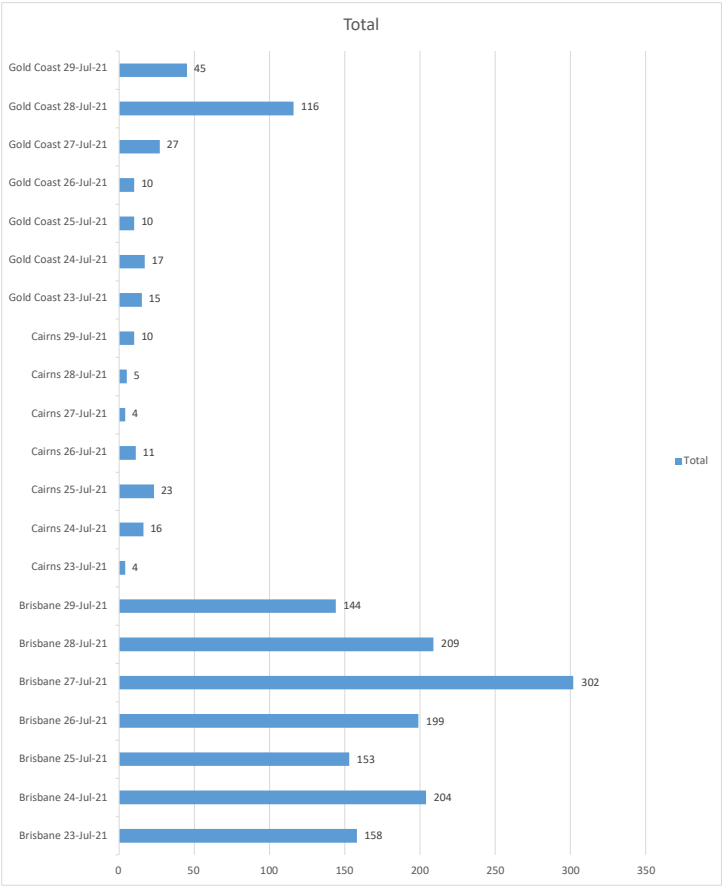
Note: maritime figures below are exclusively to reflect maritime guests. These figures are not recorded in the SDCC manifest and do not reflect non-maritime guests.

QPS District	Approved Hotel	Rooms Occupied Today	Persons Accom. Today	Persons Departing Today
Gladstone		9	9	3

QPS District	No longer in use	Rooms Booked	Occupied	Rooms Available	Persons Accom.	Persons Departed	Current Engagement
Brisbane		0	0	0	0	102	Agreement Terminated
Brisbane		0	0	0	0	0	Agreement Terminated
Brisbane		0	0	0	0	334	Agreement Terminated
Brisbane		0	0	0	0	2	Agreement Terminated
Brisbane		0	0	0	0	2908	Agreement Terminated
Brisbane		0	0	0	0	3179	Agreement Terminated
Brisbane		0	0	0	0	4229	Re-branded as from 1/5/2021
Bundaberg		0	0	0	0	41	Agreement Terminated
Cairns		0	0	0	0	1	Agreement Terminated
Cairns		0	0	0	0	4	Agreement Terminated
Cairns		0	0	0	0	205	Agreement Terminated
Cairns		0	0	0	0	16	Agreement Terminated
Cairns		0	0	0	0	868	Agreement Terminated
Gladstone		0	0	0	0	73	Agreement Terminated
Charleville		0	0	0	0	16	Agreement Terminated
Dalby		0	0	0	0	0	Agreement Terminated
Dalby		0	0	0	0	0	Agreement Terminated
Gold Coast		0	0	0	0	12	Agreement Terminated
Gold Coast		0	0	0	0	57	Agreement Terminated
Gold Coast		0	0	0	0	1312	Agreement Terminated
Gold Coast		0	0	0	0	6057	Agreement Terminated
Gympie		0	0	0	0	0	Agreement Terminated
Hervey Bay		0	0	0	0	0	Agreement Terminated
Ipswich		0	0	0	0	5	Agreement Terminated
Ipswich		0	0	0	0	33	Agreement Terminated
Longreach		0	0	0	0	0	Agreement Terminated
Longreach		0	0	0	0	0	Agreement Terminated
Mackay		0	0	0	0	14	Agreement Terminated
Mackay		0	0	0	0	81	Agreement Terminated
Mackay		0	0	0	0	22	Agreement Terminated
Maryborough		0	0	0	0	2	Agreement Terminated
Maryborough		0	0	0	0	12	Agreement Terminated
Moreton		0	0	0	0	0	Agreement Terminated
Mount Isa		0	0	0	0	4	Agreement Terminated
Mount Isa		0	0	0	0	61	Agreement Terminated
Roma		0	0	0	0	51	Agreement Terminated
Roma		0	0	0	0	7	Agreement Terminated
Sunshine Coast		0	0	0	0	266	Agreement Terminated
Gladstone		0	0	0	0	2	Agreement Terminated
Kooralbyn		0	0	0	0	4	Agreement Terminated
Toowoomba		0	0	0	0	4	Agreement Terminated
Toowoomba		0	0	0	0	0	Agreement Terminated
Toowoomba		0	0	0	0	162	Agreement Terminated
Toowoomba		0	0	0	0	109	Agreement Terminated
Toowoomba		0	0	0	0	209	Agreement Terminated
Townsville		0	0	0	0	0	Agreement Terminated
Townsville		0	0	0	0	827	Agreement Terminated
Townsville		0	0	0	0	63	Agreement Terminated
Townsville		0	0	0	0	0	Agreement Terminated
Townsville		0	0	0	0	0	Agreement Terminated
Rockhampton		0	0	0	0	9	Agreement Terminated
Rockhampton		0	0	0	0	30	Agreement Terminated
Rockhampton		0	0	0	0	4	Agreement Terminated

Report Time / Date: 19:28 15-Aug-21

Departure Dates		
QPS District	Today	Tomorrow
Brisbane	109	169
Cairns	24	5
Dalby	0	0
Gold Coast	69	46
Rockhampton	0	0
Townsville	0	0
Mount Isa	0	0



COVID Cohort	Cumulative Total
Air Crew	8204
Maritime	353
SW	161

\*Note: these numbers are extracted from the information provided by the hotels in their manifests to the SDCC. Numbers are recorded here to balance daily. It is not a full list of the 'Cohorts' - these can be obtained from the relevant agency.

SW - Seasonal Workers

Departure for Next 7 Days

Status	Occupied
Row Labels	Sum of Occupancy Total
Brisbane	1062
16/08/2021	169
15/08/2021	109
18/08/2021	194
17/08/2021	136
19/08/2021	165
20/08/2021	208
21/08/2021	81
Cairns	80
16/08/2021	5
15/08/2021	24
18/08/2021	23
17/08/2021	1
19/08/2021	13
20/08/2021	9
21/08/2021	5
Gold Coast	331
16/08/2021	46
15/08/2021	69
18/08/2021	19
17/08/2021	43
19/08/2021	62
20/08/2021	31
21/08/2021	61
Grand Total	1473

Total Occupancy per Hotel

Row Labels		Sum of Occupancy Total
		4
		2
		102
		12
		2320
		109
		16
		63
		209
		4
		4
		14
		5452
		9
		30
		12741
		42
		1
		73
		162
		4
		57
		868
		5461
		827
		3179
		81
		7000
		8518
		2
		2908
		266
		2
		51
		16
		334
		4229
		7552
		338
		22
		61
		524
		4909
		3761
		1312
		1881
		5
		4
		7
		205
		5571
		10074
		12
		5580
		33
		41
		6057
		10680
Grand Total		113801

SDCC Logistics Dashboard - Accommodation Since 28-Mar-2020

Current Hotels	19
Total Persons Currently Accommodated	4160
Total Persons Departed	109956
Sum of Total Persons Accommodated	114116
	<i>Across ALL Hotels</i>
Total Rooms Currently Occupied	3173
Total Blocked Rooms Currently Available	549
Total Rooms Currently Booked	3722

Number of persons in Queensland Government Quarantine Accommodation:

Hotels in *Red Text* have a *Partial Block Booking*

QPS District	Approved Hotels	Rooms Booked	Occupied	Rooms Available	Persons Accom.	Persons Departed	Agreed Rooms	Current Engagement
Brisbane		267	267	0	315	2023	150	1-Jul - 31-Jan
Brisbane		204	204	0	206	12628	75	1-Jul - 31-Jan
Brisbane		167	167	0	167	5298	115	1-Jul - 31-Jan
Brisbane		106	106	0	405	6639	65	1-Jul - 31-Jan
Brisbane		248	248	0	325	8215	160	1-Jul - 31-Jan
Brisbane		137	137	0	155	7405	75	1-Jul - 31-Jan
Brisbane		131	131	0	179	345	125	21-Jul - 31-Jan
Brisbane		121	121	0	138	3639	75	1-Jul - 31-Jan
Brisbane		47	47	0	112	1773	40	1-Jul - 31-Jan
Brisbane		263	263	0	312	5259	104	1-Jul - 31-Jan
Brisbane		279	279	0	310	9764	140	1-Jul - 31-Jan
Brisbane		189	0	189	0	0	189	8-Aug - 31-Jan
Brisbane		356	356	0	414	10322	180	1-Jul - 31-Jan
Cairns		150	145	5	189	4720	150	1-Jul - 31-Jan
Gladstone		31	1	30	1	41	31	1-Jul - 31-Jan
Gold Coast		341	341	0	454	5022	150	1-Jul - 31-Jan
Gold Coast		275	275	0	384	5222	150	1-Jul - 31-Jan
Gold Coast		300	0	300	0	6057	300	16-Aug - 14-Sep
Sunshine Coast		110	85	25	94	244	110	23-Jul - TBA

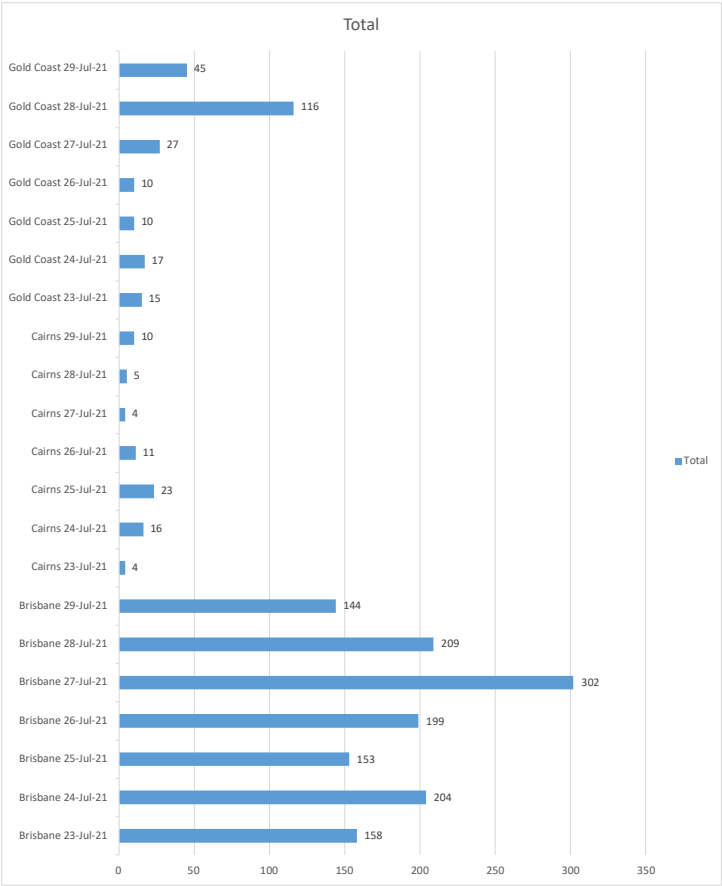
Note:  maritime figures below are exclusively to reflect maritime guests. These figures are not recorded in the SDCC manifest and do not reflect non-maritime guests.

QPS District	Approved Hotel	Rooms Occupied Today	Persons Accom. Today	Persons Departing Today
Gladstone		9	9	3

QPS District	No longer in use	Rooms Booked	Occupied	Rooms Available	Persons Accom.	Persons Departed	Current Engagement
Brisbane		0	0	0	0	102	Agreement Terminated
Brisbane		0	0	0	0	0	Agreement Terminated
Brisbane		0	0	0	0	334	Agreement Terminated
Brisbane		0	0	0	0	2	Agreement Terminated
Brisbane		0	0	0	0	2908	Agreement Terminated
Brisbane		0	0	0	0	3179	Agreement Terminated
Brisbane		0	0	0	0	4229	Re-branded as <span></span> from 1/5/2021
Bundaberg		0	0	0	0	41	Agreement Terminated
Cairns		0	0	0	0	1	Agreement Terminated
Cairns		0	0	0	0	4	Agreement Terminated
Cairns		0	0	0	0	205	Agreement Terminated
Cairns		0	0	0	0	16	Agreement Terminated
Cairns		0	0	0	0	868	Agreement Terminated
Gladstone		0	0	0	0	73	Agreement Terminated
Charleville		0	0	0	0	16	Agreement Terminated
Dalby		0	0	0	0	0	Agreement Terminated
Dalby		0	0	0	0	0	Agreement Terminated
Gold Coast		0	0	0	0	12	Agreement Terminated
Gold Coast		0	0	0	0	57	Agreement Terminated
Gold Coast		0	0	0	0	1312	Agreement Terminated
Gympie		0	0	0	0	0	Agreement Terminated
Hervey Bay		0	0	0	0	0	Agreement Terminated
Ipswich		0	0	0	0	5	Agreement Terminated
Ipswich		0	0	0	0	33	Agreement Terminated
Longreach		0	0	0	0	0	Agreement Terminated
Longreach		0	0	0	0	0	Agreement Terminated
Mackay		0	0	0	0	14	Agreement Terminated
Mackay		0	0	0	0	81	Agreement Terminated
Mackay		0	0	0	0	22	Agreement Terminated
Maryborough		0	0	0	0	2	Agreement Terminated
Maryborough		0	0	0	0	12	Agreement Terminated
Moreton		0	0	0	0	0	Agreement Terminated
Mount Isa		0	0	0	0	4	Agreement Terminated
Mount Isa		0	0	0	0	61	Agreement Terminated
Roma		0	0	0	0	51	Agreement Terminated
Roma		0	0	0	0	7	Agreement Terminated
Sunshine Coast		0	0	0	0	266	Agreement Terminated
Gladstone		0	0	0	0	2	Agreement Terminated
Kooralbyn		0	0	0	0	4	Agreement Terminated
Toowoomba		0	0	0	0	4	Agreement Terminated
Toowoomba		0	0	0	0	0	Agreement Terminated
Toowoomba		0	0	0	0	162	Agreement Terminated
Toowoomba		0	0	0	0	109	Agreement Terminated
Toowoomba		0	0	0	0	209	Agreement Terminated
Townsville		0	0	0	0	0	Agreement Terminated
Townsville		0	0	0	0	827	Agreement Terminated
Townsville		0	0	0	0	63	Agreement Terminated
Townsville		0	0	0	0	0	Agreement Terminated
Townsville		0	0	0	0	0	Agreement Terminated
Rockhampton		0	0	0	0	9	Agreement Terminated
Rockhampton		0	0	0	0	30	Agreement Terminated
Rockhampton		0	0	0	0	4	Agreement Terminated

Report Time / Date: 18:31 16-Aug-21

Departure Dates		
QPS District	Today	Tomorrow
Brisbane	169	144
Cairns	5	1
Dalby	0	0
Gold Coast	45	42
Rockhampton	0	0
Townsville	0	0
Mount Isa	0	0



COVID Cohort	Cumulative Total
Air Crew	8204
Maritime	353
SW	161

\*Note: these numbers are extracted from the information provided by the hotels in their manifests to the SDCC. Numbers are recorded here to balance daily. It is not a full list of the 'Cohorts' - these can be obtained from the relevant agency.

SW - Seasonal Workers

Departure for Next 7 Days

Status	Occupied
Row Labels	Sum of Occupancy Total
Brisbane	1082
18/08/2021	194
17/08/2021	144
19/08/2021	165
20/08/2021	208
21/08/2021	81
22/08/2021	83
23/08/2021	207
Cairns	90
18/08/2021	23
17/08/2021	1
19/08/2021	13
20/08/2021	9
21/08/2021	5
22/08/2021	28
23/08/2021	11
Gold Coast	336
18/08/2021	19
17/08/2021	42
19/08/2021	62
20/08/2021	31
21/08/2021	61
22/08/2021	81
23/08/2021	40
Grand Total	1508

Total Occupancy per Hotel

Row Labels	Sum of Occupancy Total
	4
	2
	102
	12
	2338
	109
	16
	63
	209
	4
	4
	14
	5476
	9
	30
	5
	42
	1
	73
	162
	4
	57
	31
	868
	61
	827
	3179
	81
	7044
	8540
	2
	2908
	266
	2
	51
	16
	334
	4229
	7560
	338
	22
	61
	524
	4909
	3777
	1312
	1885
	5
	4
	7
	205
	5571
	10074
	12
	5606
	33
	41
	6057
	10736
Grand Total	114116

SDCC Logistics Dashboard - Accommodation Since 28-Mar-2020

Current Hotels	19
Total Persons Currently Accommodated	4332
Total Persons Departed	110265
Sum of Total Persons Accommodated	114597
Total Rooms Currently Occupied	3259
Total Blocked Rooms Currently Available	490
Total Rooms Currently Booked	3749

Across ALL Hotels

Number of persons in Queensland Government Quarantine Accommodation:

Hotels in Red Text have a Partial Block Booking

QPS District	Approved Hotels	Rooms Booked	Occupied	Rooms Available	Persons Accom.	Persons Departed	Agreed Rooms	Current Engagement
Brisbane		277	277	0	331	2042	150	1-Jul - 31-Jan
Brisbane		204	204	0	206	12628	75	1-Jul - 31-Jan
Brisbane		176	176	0	180	5339	115	1-Jul - 31-Jan
Brisbane		117	117	0	450	6639	65	1-Jul - 31-Jan
Brisbane		257	257	0	336	8229	160	1-Jul - 31-Jan
Brisbane		119	119	0	148	7457	75	1-Jul - 31-Jan
Brisbane		131	131	0	179	345	125	21-Jul - 31-Jan
Brisbane		107	107	0	121	3656	75	1-Jul - 31-Jan
Brisbane		46	46	0	108	1780	40	1-Jul - 31-Jan
Brisbane		263	263	0	312	5259	104	1-Jul - 31-Jan
Brisbane		198	198	0	229	9903	140	1-Jul - 31-Jan
Brisbane		189	0	189	0	0	189	8-Aug - 31-Jan
Brisbane		356	356	0	414	10322	180	1-Jul - 31-Jan
Cairns		198	198	0	253	4722	150	1-Jul - 31-Jan
Gladstone		31	2	29	2	41	31	1-Jul - 31-Jan
Gold Coast		386	386	0	516	5022	150	1-Jul - 31-Jan
Gold Coast		284	284	0	400	5240	150	1-Jul - 31-Jan
Gold Coast		300	53	247	53	6057	300	16-Aug - 14-Sep
Sunshine Coast		110	85	25	94	244	110	23-Jul - TBA

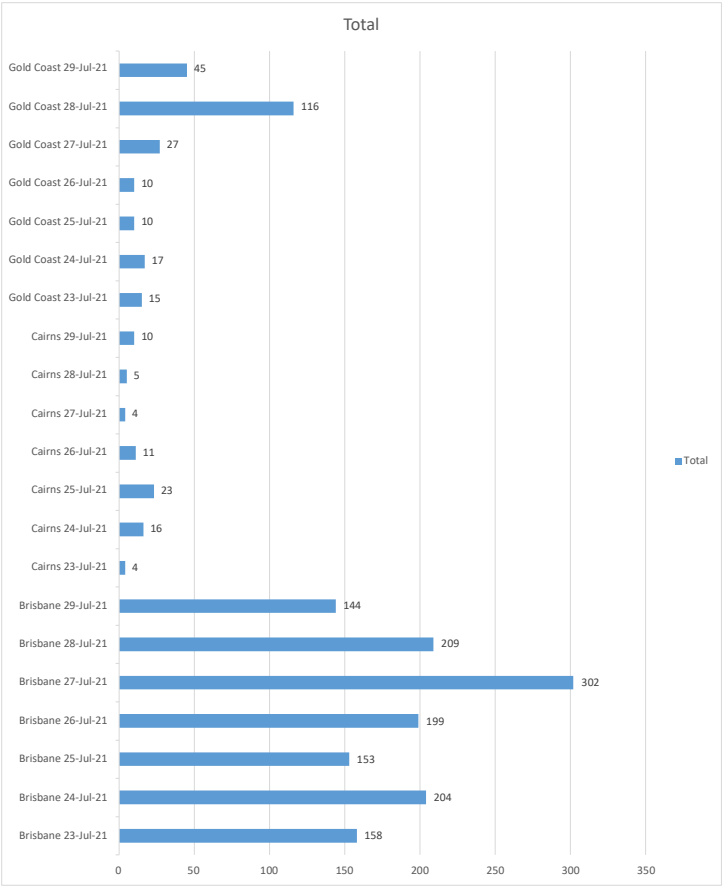
Note: maritime figures below are exclusively to reflect maritime guests. These figures are not recorded in the SDCC manifest and do not reflect non-maritime guests.

QPS District	Approved Hotel	Rooms Occupied Today	Persons Accom. Today	Persons Departing Today
Gladstone		9	9	3

QPS District	No longer in use	Rooms Booked	Occupied	Rooms Available	Persons Accom.	Persons Departed	Current Engagement
Brisbane		0	0	0	0	102	Agreement Terminated
Brisbane		0	0	0	0	0	Agreement Terminated
Brisbane		0	0	0	0	334	Agreement Terminated
Brisbane		0	0	0	0	2	Agreement Terminated
Brisbane		0	0	0	0	2908	Agreement Terminated
Brisbane		0	0	0	0	3179	Agreement Terminated
Brisbane		0	0	0	0	4229	Re-branded as from 1/5/2021
Bundaberg		0	0	0	0	41	Agreement Terminated
Cairns		0	0	0	0	1	Agreement Terminated
Cairns		0	0	0	0	4	Agreement Terminated
Cairns		0	0	0	0	205	Agreement Terminated
Cairns		0	0	0	0	16	Agreement Terminated
Cairns		0	0	0	0	868	Agreement Terminated
Gladstone		0	0	0	0	73	Agreement Terminated
Charleville		0	0	0	0	16	Agreement Terminated
Dalby		0	0	0	0	0	Agreement Terminated
Dalby		0	0	0	0	0	Agreement Terminated
Gold Coast		0	0	0	0	12	Agreement Terminated
Gold Coast		0	0	0	0	57	Agreement Terminated
Gold Coast		0	0	0	0	1312	Agreement Terminated
Gympie		0	0	0	0	0	Agreement Terminated
Hervey Bay		0	0	0	0	0	Agreement Terminated
Ipswich		0	0	0	0	5	Agreement Terminated
Ipswich		0	0	0	0	33	Agreement Terminated
Longreach		0	0	0	0	0	Agreement Terminated
Longreach		0	0	0	0	0	Agreement Terminated
Mackay		0	0	0	0	14	Agreement Terminated
Mackay		0	0	0	0	81	Agreement Terminated
Mackay		0	0	0	0	22	Agreement Terminated
Maryborough		0	0	0	0	2	Agreement Terminated
Maryborough		0	0	0	0	12	Agreement Terminated
Moreton		0	0	0	0	0	Agreement Terminated
Mount Isa		0	0	0	0	4	Agreement Terminated
Mount Isa		0	0	0	0	61	Agreement Terminated
Roma		0	0	0	0	51	Agreement Terminated
Roma		0	0	0	0	7	Agreement Terminated
Sunshine Coast		0	0	0	0	266	Agreement Terminated
Gladstone		0	0	0	0	2	Agreement Terminated
Kooralbyn		0	0	0	0	4	Agreement Terminated
Toowoomba		0	0	0	0	4	Agreement Terminated
Toowoomba		0	0	0	0	0	Agreement Terminated
Toowoomba		0	0	0	0	162	Agreement Terminated
Toowoomba		0	0	0	0	109	Agreement Terminated
Toowoomba		0	0	0	0	209	Agreement Terminated
Townsville		0	0	0	0	0	Agreement Terminated
Townsville		0	0	0	0	827	Agreement Terminated
Townsville		0	0	0	0	63	Agreement Terminated
Townsville		0	0	0	0	0	Agreement Terminated
Townsville		0	0	0	0	0	Agreement Terminated
Rockhampton		0	0	0	0	9	Agreement Terminated
Rockhampton		0	0	0	0	30	Agreement Terminated
Rockhampton		0	0	0	0	4	Agreement Terminated

Report Time / Date: 19:57 18-Aug-21

Departure Dates		
QPS District	Today	Tomorrow
Brisbane	129	170
Cairns	23	13
Dalby	0	0
Gold Coast	19	62
Rockhampton	0	0
Townsville	0	0
Mount Isa	0	0



COVID Cohort	Cumulative Total
Air Crew	8204
Maritime	353
SW	161

\*Note: these numbers are extracted from the information provided by the hotels in their manifests to the SDCC. Numbers are recorded here to balance daily. It is not a full list of the 'Cohorts' - these can be obtained from the relevant agency.

SW - Seasonal Workers

Departure for Next 7 Days

Status	Occupied
Row Labels	
Sum of Occupancy Total	
Brisbane	955
18/08/2021	129
19/08/2021	170
20/08/2021	208
21/08/2021	85
22/08/2021	82
23/08/2021	222
24/08/2021	59
Cairns	105
18/08/2021	23
19/08/2021	13
20/08/2021	9
21/08/2021	5
22/08/2021	29
23/08/2021	11
24/08/2021	15
Gold Coast	300
18/08/2021	19
19/08/2021	62
20/08/2021	31
21/08/2021	61
22/08/2021	81
23/08/2021	40
24/08/2021	6
Grand Total	1360

Total Occupancy per Hotel

Row Labels	Sum of Occupancy Total
	4
	2
	102
	12
	2373
	109
	16
	63
	209
	4
	4
	14
	5538
	9
	30
	12834
	43
	1
	73
	162
	4
	57
	868
	5519
	827
	3179
	81
	7089
	8565
	2
	2908
	266
	2
	51
	16
	334
	4229
	7605
	338
	22
	524
	4975
	3777
	1312
	1888
	5
	4
	7
	205
	5571
	10132
	12
	5640
	33
	41
	6110
	10736
Grand Total	114597

SDCC Logistics Dashboard - Accommodation Since 28-Mar-2020

Current Hotels	19
Total Persons Currently Accommodated	4289
Total Persons Departed	110409
Sum of Total Persons Accommodated	114698
Total Rooms Currently Occupied	3238
Total Blocked Rooms Currently Available	490
Total Rooms Currently Booked	3728

Across ALL Hotels

Number of persons in Queensland Government Quarantine Accommodation:

Hotels in Red Text have a Partial Block Booking

QPS District	Approved Hotels	Rooms Booked	Occupied	Rooms Available	Persons Accom.	Persons Departed	Agreed Rooms	Current Engagement
Brisbane		277	277	0	331	2042	150	1-Jul - 31-Jan
Brisbane		204	204	0	206	12628	75	1-Jul - 31-Jan
Brisbane		176	176	0	180	5339	115	1-Jul - 31-Jan
Brisbane		117	117	0	450	6639	65	1-Jul - 31-Jan
Brisbane		257	257	0	336	8229	160	1-Jul - 31-Jan
Brisbane		133	133	0	154	7489	75	1-Jul - 31-Jan
Brisbane		131	131	0	179	345	125	21-Jul - 31-Jan
Brisbane		118	118	0	135	3662	75	1-Jul - 31-Jan
Brisbane		45	45	0	91	1813	40	1-Jul - 31-Jan
Brisbane		263	263	0	312	5259	104	1-Jul - 31-Jan
Brisbane		153	153	0	183	9976	140	1-Jul - 31-Jan
Brisbane		189	0	189	0	0	189	8-Aug - 31-Jan
Brisbane		356	356	0	414	10322	180	1-Jul - 31-Jan
Cairns		198	198	0	253	4722	150	1-Jul - 31-Jan
Gladstone		31	2	29	2	41	31	1-Jul - 31-Jan
Gold Coast		386	386	0	516	5022	150	1-Jul - 31-Jan
Gold Coast		284	284	0	400	5240	150	1-Jul - 31-Jan
Gold Coast		300	53	247	53	6057	300	16-Aug - 14-Sep
Sunshine Coast		110	85	25	94	244	110	23-Jul - TBA

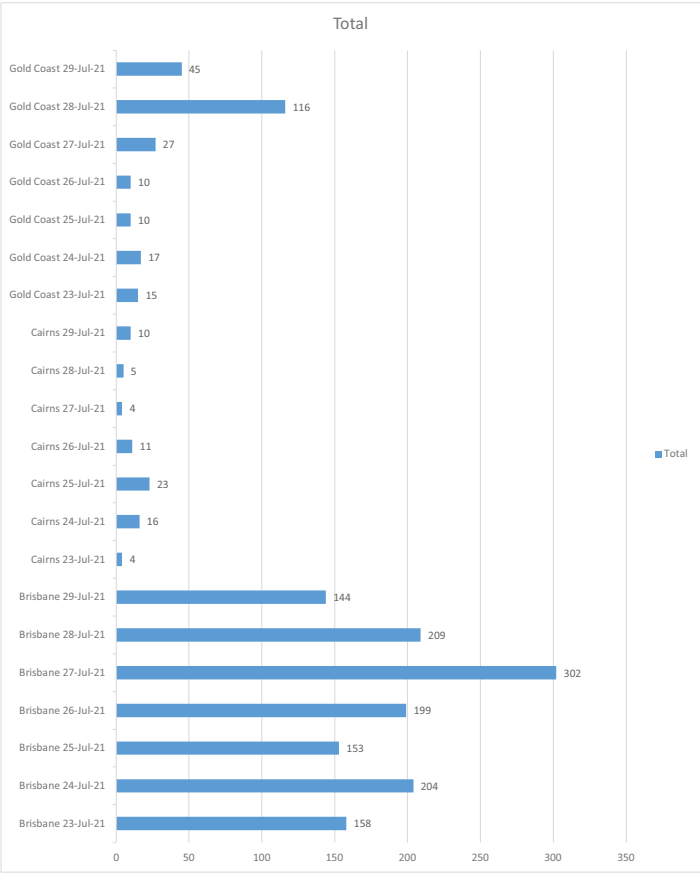
Note: maritime figures below are exclusively to reflect maritime guests. These figures are not recorded in the SDCC manifest and do not reflect non-maritime guests.

QPS District	Approved Hotel	Rooms Occupied Today	Persons Accom. Today	Persons Departing Today
Gladstone		9	9	3

QPS District	No longer in use	Rooms Booked	Occupied	Rooms Available	Persons Accom.	Persons Departed	Current Engagement
Brisbane		0	0	0	0	102	Agreement Terminated
Brisbane		0	0	0	0	0	Agreement Terminated
Brisbane		0	0	0	0	334	Agreement Terminated
Brisbane		0	0	0	0	2	Agreement Terminated
Brisbane		0	0	0	0	2908	Agreement Terminated
Brisbane		0	0	0	0	3179	Agreement Terminated
Brisbane		0	0	0	0	4229	Re-branded as from 1/5/2021
Bundaberg		0	0	0	0	41	Agreement Terminated
Cairns		0	0	0	0	1	Agreement Terminated
Cairns		0	0	0	0	4	Agreement Terminated
Cairns		0	0	0	0	205	Agreement Terminated
Cairns		0	0	0	0	16	Agreement Terminated
Cairns		0	0	0	0	868	Agreement Terminated
Gladstone		0	0	0	0	73	Agreement Terminated
Charleville		0	0	0	0	16	Agreement Terminated
Dalby		0	0	0	0	0	Agreement Terminated
Dalby		0	0	0	0	0	Agreement Terminated
Gold Coast		0	0	0	0	12	Agreement Terminated
Gold Coast		0	0	0	0	57	Agreement Terminated
Gold Coast		0	0	0	0	1312	Agreement Terminated
Gympie		0	0	0	0	0	Agreement Terminated
Hervey Bay		0	0	0	0	0	Agreement Terminated
Ipswich		0	0	0	0	5	Agreement Terminated
Ipswich		0	0	0	0	33	Agreement Terminated
Longreach		0	0	0	0	0	Agreement Terminated
Longreach		0	0	0	0	0	Agreement Terminated
Mackay		0	0	0	0	14	Agreement Terminated
Mackay		0	0	0	0	81	Agreement Terminated
Mackay		0	0	0	0	22	Agreement Terminated
Maryborough		0	0	0	0	2	Agreement Terminated
Maryborough		0	0	0	0	12	Agreement Terminated
Moreton		0	0	0	0	0	Agreement Terminated
Mount Isa		0	0	0	0	4	Agreement Terminated
Mount Isa		0	0	0	0	61	Agreement Terminated
Roma		0	0	0	0	51	Agreement Terminated
Roma		0	0	0	0	7	Agreement Terminated
Sunshine Coast		0	0	0	0	266	Agreement Terminated
Gladstone		0	0	0	0	2	Agreement Terminated
Kooralbyn		0	0	0	0	4	Agreement Terminated
Toowoomba		0	0	0	0	4	Agreement Terminated
Toowoomba		0	0	0	0	0	Agreement Terminated
Toowoomba		0	0	0	0	162	Agreement Terminated
Toowoomba		0	0	0	0	109	Agreement Terminated
Toowoomba		0	0	0	0	209	Agreement Terminated
Townsville		0	0	0	0	0	Agreement Terminated
Townsville		0	0	0	0	827	Agreement Terminated
Townsville		0	0	0	0	63	Agreement Terminated
Townsville		0	0	0	0	0	Agreement Terminated
Townsville		0	0	0	0	0	Agreement Terminated
Rockhampton		0	0	0	0	9	Agreement Terminated
Rockhampton		0	0	0	0	30	Agreement Terminated
Rockhampton		0	0	0	0	4	Agreement Terminated

Report Time / Date: 20:51 19-Aug-21

Departure Dates		
QPS District	Today	Tomorrow
Brisbane	98	221
Cairns	13	9
Dalby	0	0
Gold Coast	62	31
Rockhampton	0	0
Townsville	0	0
Mount Isa	0	0



COVID Cohort	Cumulative Total
Air Crew	8204
Maritime	353
SW	161

\*Note: these numbers are extracted from the information provided by the hotels in their manifests to the SDCC. Numbers are recorded here to balance daily. It is not a full list of the 'Cohorts' - these can be obtained from the relevant agency.

SW - Seasonal Workers

Departure for Next 7 Days

Status	Occupied
Row Labels	Sum of Occupancy Total
Brisbane	875
19/08/2021	98
20/08/2021	221
21/08/2021	85
22/08/2021	82
23/08/2021	222
24/08/2021	59
25/08/2021	108
Cairns	89
19/08/2021	13
20/08/2021	9
21/08/2021	5
22/08/2021	29
23/08/2021	11
24/08/2021	15
25/08/2021	7
Gold Coast	296
19/08/2021	62
20/08/2021	31
21/08/2021	61
22/08/2021	81
23/08/2021	40
24/08/2021	6
25/08/2021	15
Grand Total	1260

Total Occupancy per Hotel

Row Labels		Sum of Occupancy Total
		4
		2
		102
		12
		2373
		109
		16
		63
		209
		4
		4
		14
		5538
		9
		30
		12834
		43
		1
		73
		162
		4
		57
		868
		5519
		827
		3179
		81
		7089
		8565
		2
		2908
		266
		2
		51
		16
		334
		4229
		7643
		338
		22
		61
		524
		4975
		3797
		1312
		1904
		5
		4
		7
		205
		5571
		10159
		12
		5640
		33
		41
		6110
		10736
Grand Total		114698



SDCC Logistics Dashboard - Accommodation Since 28-Mar-2020

Current Hotels	19
Total Persons Currently Accommodated	4589
Total Persons Departed	110409
Sum of Total Persons Accommodated	114998
Total Rooms Currently Occupied	3484
Total Blocked Rooms Currently Available	244
Total Rooms Currently Booked	3728

Number of persons in Queensland Government Quarantine Accommodation:

Hotels in Red Text have a Partial Block Booking

QPS District	Approved Hotels	Rooms Booked	Occupied	Rooms Available	Persons Accom.	Persons Departed	Agreed Rooms	Current Engagement
Brisbane		277	277	0	331	2042	150	1-Jul - 31-Jan
Brisbane		204	204	0	206	12628	75	1-Jul - 31-Jan
Brisbane		176	176	0	180	5339	115	1-Jul - 31-Jan
Brisbane		117	117	0	450	6639	65	1-Jul - 31-Jan
Brisbane		257	257	0	336	8229	160	1-Jul - 31-Jan
Brisbane		133	133	0	154	7489	75	1-Jul - 31-Jan
Brisbane		131	131	0	179	345	125	21-Jul - 31-Jan
Brisbane		118	118	0	135	3662	75	1-Jul - 31-Jan
Brisbane		45	45	0	91	1813	40	1-Jul - 31-Jan
Brisbane		263	263	0	312	5259	104	1-Jul - 31-Jan
Brisbane		153	153	0	183	9976	140	1-Jul - 31-Jan
Brisbane		189	0	189	0	0	189	8-Aug - 31-Jan
Brisbane		356	356	0	414	10322	180	1-Jul - 31-Jan
Cairns		198	198	0	253	4722	150	1-Jul - 31-Jan
Gladstone		31	2	29	2	41	31	1-Jul - 31-Jan
Gold Coast		386	386	0	516	5022	150	1-Jul - 31-Jan
Gold Coast		284	284	0	400	5240	150	1-Jul - 31-Jan
Gold Coast		300	299	1	353	6057	300	16-Aug - 14-Sep
Sunshine Coast		110	85	25	94	244	110	23-Jul - TBA

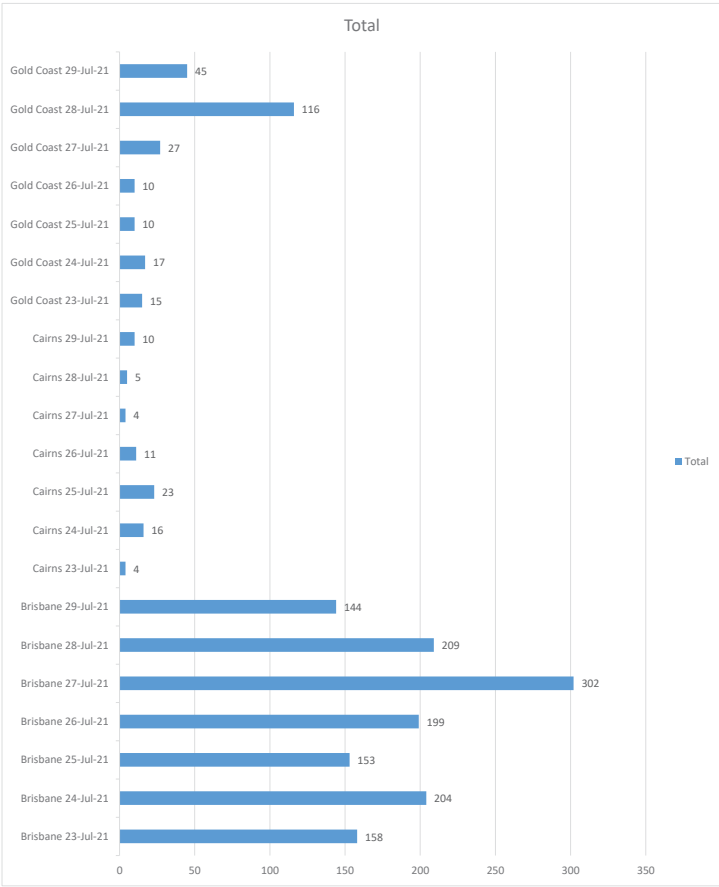
Note: maritime figures below are exclusively to reflect maritime guests. These figures are not recorded in the SDCC manifest and do not reflect non-maritime guests.

QPS District	Approved Hotel	Rooms Occupied Today	Persons Accom. Today	Persons Departing Today
Gladstone		9	9	3

QPS District	No longer in use	Rooms Booked	Occupied	Rooms Available	Persons Accom.	Persons Departed	Current Engagement
Brisbane		0	0	0	0	102	Agreement Terminated
Brisbane		0	0	0	0	0	Agreement Terminated
Brisbane		0	0	0	0	334	Agreement Terminated
Brisbane		0	0	0	0	2	Agreement Terminated
Brisbane		0	0	0	0	2908	Agreement Terminated
Brisbane		0	0	0	0	3179	Agreement Terminated
Brisbane		0	0	0	0	4229	Re-branded as from 1/5/2021
Bundaberg		0	0	0	0	41	Agreement Terminated
Cairns		0	0	0	0	1	Agreement Terminated
Cairns		0	0	0	0	4	Agreement Terminated
Cairns		0	0	0	0	205	Agreement Terminated
Cairns		0	0	0	0	16	Agreement Terminated
Cairns		0	0	0	0	868	Agreement Terminated
Gladstone		0	0	0	0	73	Agreement Terminated
Charleville		0	0	0	0	16	Agreement Terminated
Dalby		0	0	0	0	0	Agreement Terminated
Dalby		0	0	0	0	0	Agreement Terminated
Gold Coast		0	0	0	0	12	Agreement Terminated
Gold Coast		0	0	0	0	57	Agreement Terminated
Gold Coast		0	0	0	0	1312	Agreement Terminated
Gympie		0	0	0	0	0	Agreement Terminated
Hervey Bay		0	0	0	0	0	Agreement Terminated
Ipswich		0	0	0	0	5	Agreement Terminated
Ipswich		0	0	0	0	33	Agreement Terminated
Longreach		0	0	0	0	0	Agreement Terminated
Longreach		0	0	0	0	0	Agreement Terminated
Mackay		0	0	0	0	14	Agreement Terminated
Mackay		0	0	0	0	81	Agreement Terminated
Mackay		0	0	0	0	22	Agreement Terminated
Maryborough		0	0	0	0	2	Agreement Terminated
Maryborough		0	0	0	0	12	Agreement Terminated
Moreton		0	0	0	0	0	Agreement Terminated
Mount Isa		0	0	0	0	4	Agreement Terminated
Mount Isa		0	0	0	0	61	Agreement Terminated
Roma		0	0	0	0	51	Agreement Terminated
Roma		0	0	0	0	7	Agreement Terminated
Sunshine Coast		0	0	0	0	266	Agreement Terminated
Gladstone		0	0	0	0	2	Agreement Terminated
Kooralbyn		0	0	0	0	4	Agreement Terminated
Toowoomba		0	0	0	0	4	Agreement Terminated
Toowoomba		0	0	0	0	0	Agreement Terminated
Toowoomba		0	0	0	0	162	Agreement Terminated
Toowoomba		0	0	0	0	109	Agreement Terminated
Toowoomba		0	0	0	0	209	Agreement Terminated
Townsville		0	0	0	0	0	Agreement Terminated
Townsville		0	0	0	0	827	Agreement Terminated
Townsville		0	0	0	0	63	Agreement Terminated
Townsville		0	0	0	0	0	Agreement Terminated
Townsville		0	0	0	0	0	Agreement Terminated
Rockhampton		0	0	0	0	9	Agreement Terminated
Rockhampton		0	0	0	0	30	Agreement Terminated
Rockhampton		0	0	0	0	4	Agreement Terminated

Report Time / Date: 20:59 19-Aug-21

Departure Dates		
QPS District	Today	Tomorrow
Brisbane	98	221
Cairns	13	9
Dalby	0	0
Gold Coast	62	31
Rockhampton	0	0
Townsville	0	0
Mount Isa	0	0



COVID Cohort	Cumulative Total
Air Crew	8204
Maritime	353
SW	161

\*Note: these numbers are extracted from the information provided by the hotels in their manifests to the SDCC. Numbers are recorded here to balance daily. It is not a full list of the 'Cohorts' - these can be obtained from the relevant agency.

SW - Seasonal Workers

Departure for Next 7 Days

Status	Occupied
Row Labels	Sum of Occupancy Total
Brisbane	848
20/08/2021	221
21/08/2021	85
22/08/2021	82
23/08/2021	222
24/08/2021	59
25/08/2021	108
26/08/2021	71
Cairns	76
20/08/2021	9
21/08/2021	5
22/08/2021	29
23/08/2021	11
24/08/2021	15
25/08/2021	7
Gold Coast	275
20/08/2021	31
21/08/2021	61
22/08/2021	81
23/08/2021	40
24/08/2021	6
25/08/2021	15
26/08/2021	41
Grand Total	1199

Total Occupancy per Hotel

Row Labels	Sum of Occupancy Total
	4
	2
	102
	12
	2373
	109
	16
	63
	209
	4
	4
	14
	5538
	9
	30
	12834
	43
	1
	73
	162
	4
	57
	6
	868
	15
	827
	3179
	81
	7089
	8565
	2
	2908
	266
	2
	51
	16
	334
	4229
	7643
	338
	22
	61
	524
	4975
	3797
	1312
	1904
	5
	4
	7
	205
	5571
	10159
	12
	5640
	33
	41
	6410
	10736
Grand Total	114998



SDCC Logistics Dashboard - Accommodation Since 28-Mar-2020

Current Hotels	20	Across ALL Hotels
Total Persons Currently Accommodated	5082	
Total Persons Departed	111302	
Sum of Total Persons Accommodated	116384	
Total Rooms Currently Occupied	3794	
Total Blocked Rooms Currently Available	247	
Total Rooms Currently Booked	4041	

Number of persons in Queensland Government Quarantine Accommodation:

Hotels in Red Text have a Partial Block Booking

QPS District	Approved Hotels	Rooms Booked	Occupied	Rooms Available	Persons Accom.	Persons Departed	Agreed Rooms	Current Engagement
Brisbane		326	326	0	370	2154	150	1-Jul - 31-Jan
Brisbane		204	204	0	206	12628	75	1-Jul - 31-Jan
Brisbane		175	173	2	224	0	175	21-Aug - 21-Sep
Brisbane		219	219	0	223	5392	115	1-Jul - 31-Jan
Brisbane		158	158	0	615	6639	65	1-Jul - 31-Jan
Brisbane		256	256	0	338	8254	160	1-Jul - 31-Jan
Brisbane		153	153	0	173	7537	75	1-Jul - 31-Jan
Brisbane		131	131	0	179	345	125	21-Jul - 31-Jan
Brisbane		104	104	0	121	3709	75	1-Jul - 31-Jan
Brisbane		47	47	0	106	1839	40	1-Jul - 31-Jan
Brisbane		263	263	0	312	5259	104	1-Jul - 31-Jan
Brisbane		275	275	0	324	10051	140	1-Jul - 31-Jan
Brisbane		189	0	189	0	0	189	8-Aug - 31-Jan
Brisbane		367	367	0	425	10322	180	1-Jul - 31-Jan
Cairns		200	200	0	265	4823	150	1-Jul - 31-Jan
Gladstone		31	2	29	2	41	31	1-Jul - 31-Jan
Gold Coast		260	260	0	345	5305	150	1-Jul - 31-Jan
Gold Coast		273	273	0	408	5362	150	1-Jul - 31-Jan
Gold Coast		300	298	2	352	6058	300	16-Aug - 14-Sep
Sunshine Coast		110	85	25	94	244	110	23-Jul - TBA

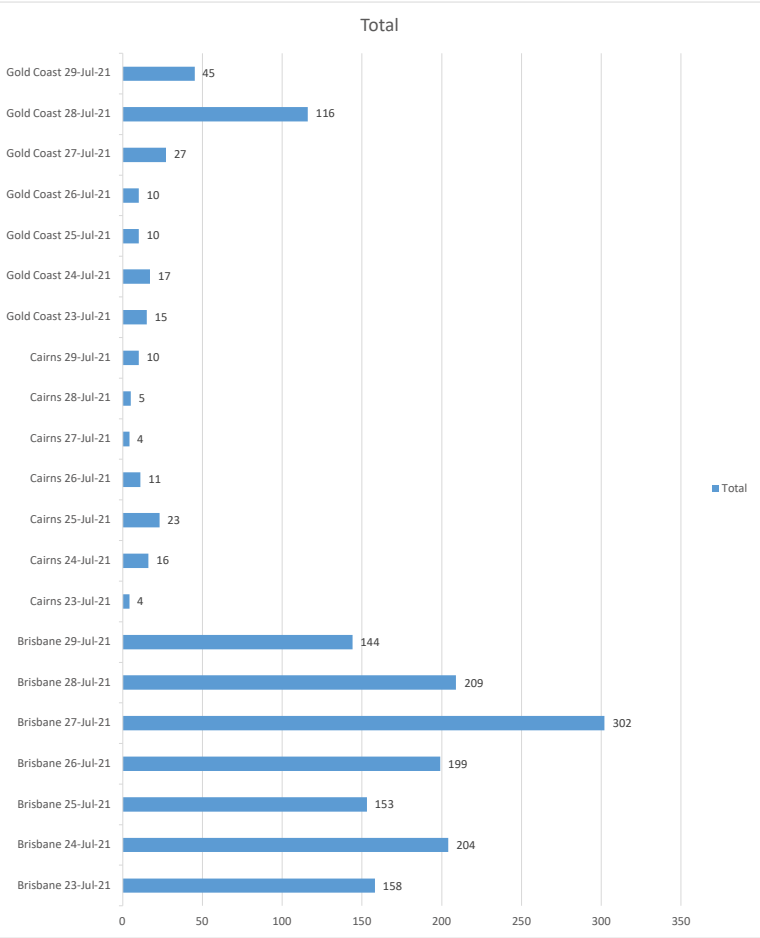
Note: maritime figures below are exclusively to reflect maritime guests. These figures are not recorded in the SDCC manifest and do not reflect non-maritime guests.

QPS District	Approved Hotel	Rooms Occupied Today	Persons Accom. Today	Persons Departing Today
Gladstone		9	9	3

QPS District	No longer in use	Rooms Booked	Occupied	Rooms Available	Persons Accom.	Persons Departed	Current Engagement
Brisbane		0	0	0	0	102	Agreement Terminated
Brisbane		0	0	0	0	0	Agreement Terminated
Brisbane		0	0	0	0	334	Agreement Terminated
Brisbane		0	0	0	0	2	Agreement Terminated
Brisbane		0	0	0	0	2908	Agreement Terminated
Brisbane		0	0	0	0	3179	Agreement Terminated
Brisbane		0	0	0	0	4229	Re-branded as from 1/5/2021
Bundaberg		0	0	0	0	41	Agreement Terminated
Cairns		0	0	0	0	1	Agreement Terminated
Cairns		0	0	0	0	4	Agreement Terminated
Cairns		0	0	0	0	205	Agreement Terminated
Cairns		0	0	0	0	16	Agreement Terminated
Cairns		0	0	0	0	868	Agreement Terminated
Gladstone		0	0	0	0	73	Agreement Terminated
Charleville		0	0	0	0	16	Agreement Terminated
Dalby		0	0	0	0	0	Agreement Terminated
Dalby		0	0	0	0	0	Agreement Terminated
Gold Coast		0	0	0	0	12	Agreement Terminated
Gold Coast		0	0	0	0	57	Agreement Terminated
Gold Coast		0	0	0	0	1312	Agreement Terminated
Gympie		0	0	0	0	0	Agreement Terminated

Report Time / Date: 18:53 23-Aug-21

Departure Dates		
QPS District	Today	Tomorrow
Brisbane	225	79
Cairns	11	14
Dalby	0	0
Gold Coast	32	4
Rockhampton	0	0
Townsville	0	0
Mount Isa	0	0



COVID Cohort	Cumulative Total
Air Crew	8208
Maritime	354
SW	161

\*Note: these numbers are extracted from the information provided by the hotels in their manifests to the SDCC. Numbers are recorded here to balance daily. It is not a full list of the 'Cohorts' - these can be obtained from the relevant agency.

SW - Seasonal Workers

Departure for Next 7

Status	Occupied
--------	----------

Row Labels	Sum of Occupancy Total
Brisbane	685
#####	65
#####	63
#####	72
#####	225
#####	79
#####	112
#####	69
Cairns	67
#####	7
#####	28
#####	11
#####	14
#####	7
Gold Coast	171
#####	4
#####	78
#####	32
#####	4
#####	12
#####	41
Grand Total	923

Total Occupancy per Hotel

Row Labels	Sum of Occupancy Total
	4
	2
	102
	12
	2524
	109
	16
	63
	209
	4
	4
	14
	5650
	9
	30
	12834
	43
	1
	73
	162
	4
	57
	868
	5615
	827
	3179
	81
	7254
	8592
	2
	2908
	266
	2
	51
	16
	334
	4229
	7710
	338
	22
	61
	524
	5088
	3830
	1312
	1945
	5
	4
	7
	205
	5571
	10375
	12
	5770
	33
	41
	6410
	10747
	224
Grand Total	116384

SDCC Logistics Dashboard - Accommodation Since 28-Mar-2020

Current Hotels	22	Across ALL Hotels
Total Persons Currently Accommodated	5151	
Total Persons Departed	111497	
Sum of Total Persons Accommodated	116648	
Total Rooms Currently Occupied	3897	
Total Blocked Rooms Currently Available	547	
Total Rooms Currently Booked	4444	

Number of persons in Queensland Government Quarantine Accommodation:

Hotels in Red Text have a Partial Block Booking

QPS District	Approved Hotels	Rooms Booked	Occupied	Rooms Available	Persons Accom.	Persons Departed	Agreed Rooms	Current Engagement
Brisbane		292	292	0	321	2235	150	1-Jul - 31-Jan
Brisbane		204	204	0	206	12628	75	1-Jul - 31-Jan
Brisbane		175	173	2	224	0	175	21-Aug - 21-Sep
Brisbane		230	230	0	234	5390	115	1-Jul - 31-Jan
Brisbane		206	206	0	641	6669	65	1-Jul - 31-Jan
Brisbane		256	256	0	338	8254	160	1-Jul - 31-Jan
Brisbane		153	153	0	173	7537	75	1-Jul - 31-Jan
Brisbane		131	131	0	179	345	125	21-Jul - 31-Jan
Brisbane		119	119	0	140	3710	75	1-Jul - 31-Jan
Brisbane		47	47	0	102	1865	40	1-Jul - 31-Jan
Brisbane		263	263	0	312	5259	104	1-Jul - 31-Jan
Brisbane		286	286	0	335	10052	140	1-Jul - 31-Jan
Brisbane		189	0	189	0	0	189	8-Aug - 31-Jan
Brisbane		363	363	0	436	10322	180	1-Jul - 31-Jan
Cairns		200	200	0	265	4823	150	1-Jul - 31-Jan
Cairns		75	0	75	0	868	75	21-Aug - 21-Sep
Gladstone		31	2	29	2	41	31	1-Jul - 31-Jan
Gold Coast		316	316	0	389	5363	150	1-Jul - 31-Jan
Gold Coast		225	0	225	0	1312	225	23-Aug - 23-Sep
Gold Coast		273	273	0	408	5362	150	1-Jul - 31-Jan
Gold Coast		300	298	2	352	6058	300	16-Aug - 14-Sep
Sunshine Coast		110	85	25	94	244	110	23-Jul - TBA

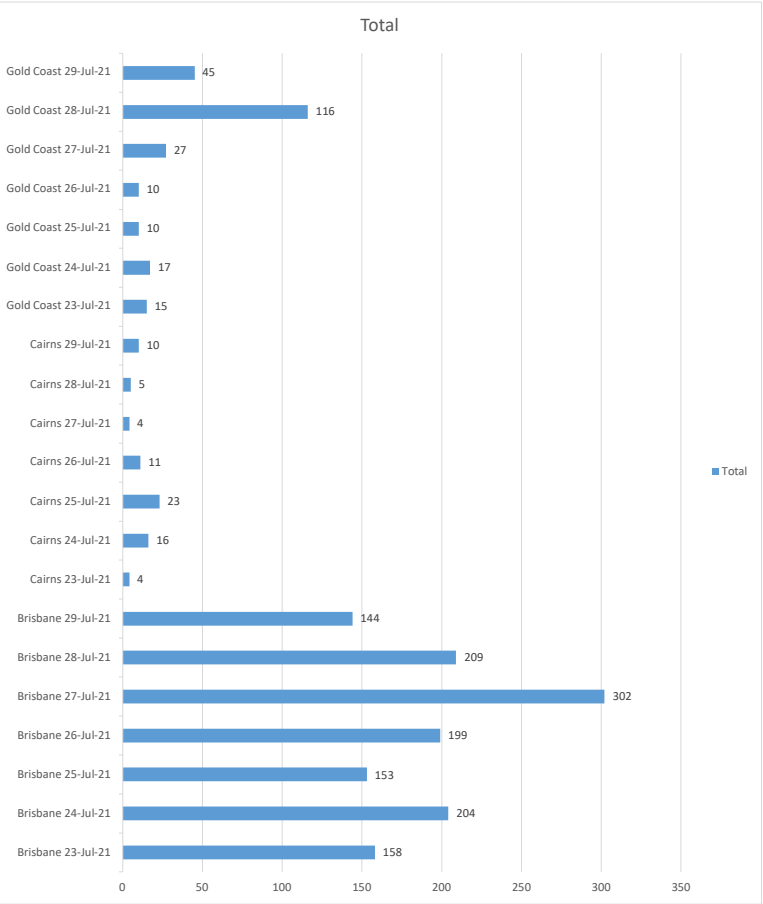
Note: maritime figures below are exclusively to reflect maritime guests. These figures are not recorded in the SDCC manifest and do not reflect non-maritime guests.

QPS District	Approved Hotel	Rooms Occupied Today	Persons Accom. Today	Persons Departing Today
Gladstone		9	9	3

QPS District	No longer in use	Rooms Booked	Occupied	Rooms Available	Persons Accom.	Persons Departed	Current Engagement
Brisbane		0	0	0	0	102	Agreement Terminated
Brisbane		0	0	0	0	0	Agreement Terminated
Brisbane		0	0	0	0	334	Agreement Terminated
Brisbane		0	0	0	0	2	Agreement Terminated
Brisbane		0	0	0	0	2908	Agreement Terminated
Brisbane		0	0	0	0	3179	Agreement Terminated
Brisbane		0	0	0	0	4229	Re-branded as from 1/5/2021
Bundaberg		0	0	0	0	41	Agreement Terminated
Cairns		0	0	0	0	1	Agreement Terminated
Cairns		0	0	0	0	4	Agreement Terminated
Cairns		0	0	0	0	205	Agreement Terminated
Cairns		0	0	0	0	16	Agreement Terminated
Gladstone		0	0	0	0	73	Agreement Terminated
Charleville		0	0	0	0	16	Agreement Terminated
Dalby		0	0	0	0	0	Agreement Terminated
Dalby		0	0	0	0	0	Agreement Terminated
Gold Coast		0	0	0	0	12	Agreement Terminated
Gold Coast		0	0	0	0	57	Agreement Terminated
Gympie		0	0	0	0	0	Agreement Terminated

Report Time / Date: 20:15 24-Aug-21

Departure Dates		
QPS District	Today	Tomorrow
Brisbane	64	112
Cairns	14	7
Dalby	0	0
Gold Coast	4	12
Rockhampton	0	0
Townsville	0	0
Mount Isa	0	0



COVID Cohort	Cumulative Total
Air Crew	8208
Maritime	354
SW	161

\*Note: these numbers are extracted from the information provided by the hotels in their manifests to the SDCC. Numbers are recorded here to balance daily. It is not a full list of the 'Cohorts' - these can be obtained from the relevant agency.

SW - Seasonal Workers

Departure for Next 7

Status	Occupied
Row Labels	Sum of Occupancy Total
Brisbane	749
#####	112
#####	69
#####	156
#####	92
#####	94
#####	169
#####	57
Cairns	106
#####	7
#####	30
#####	14
#####	34
#####	16
#####	5
Gladstone	2
#####	1
#####	1
Gold Coast	561
#####	12
#####	41
#####	94
#####	101
#####	52
#####	145
#####	116
Grand Total	1418

Total Occupancy per Hotel

Row Labels	Sum of Occupancy Total
	4
	2
	102
	12
	2556
	109
	16
	63
	209
	4
	4
	14
	5752
	9
	30
	12834
	43
	1
	73
	162
	4
	57
	868
	5624
	827
	3179
	81
	7310
	8592
	2
	2908
	266
	2
	51
	16
	334
	4229
	7710
	338
	22
	61
	524
	5088
	3850
	1312
	1967
	5
	4
	7
	205
	5571
	10387
	12
	5770
	33
	41
	6410
	10758
	224
Grand Total	116648

SDCC Logistics Dashboard - Accommodation Since 28-Mar-2020

Current Hotels	22
Total Persons Currently Accommodated	5231
Total Persons Departed	111500
Sum of Total Persons Accommodated	116731
Total Rooms Currently Occupied	3961
Total Blocked Rooms Currently Available	526
Total Rooms Currently Booked	4487

Number of persons in Queensland Government Quarantine Accommodation:

Hotels in Red Text have a Partial Block Booking

QPS District	Approved Hotels	Rooms Booked	Occupied	Rooms Available	Persons Accom.	Persons Departed	Agreed Rooms	Current Engagement
Brisbane		292	292	0	321	2235	150	1-Jul - 31-Jan
Brisbane		204	204	0	206	12628	75	1-Jul - 31-Jan
Brisbane		175	173	2	224	0	175	21-Aug - 21-Sep
Brisbane		230	230	0	234	5390	115	1-Jul - 31-Jan
Brisbane		206	206	0	641	6669	65	1-Jul - 31-Jan
Brisbane		272	272	0	359	8255	160	1-Jul - 31-Jan
Brisbane		153	153	0	173	7537	75	1-Jul - 31-Jan
Brisbane		131	131	0	179	345	125	21-Jul - 31-Jan
Brisbane		119	119	0	140	3710	75	1-Jul - 31-Jan
Brisbane		47	47	0	102	1865	40	1-Jul - 31-Jan
Brisbane		263	263	0	312	5259	104	1-Jul - 31-Jan
Brisbane		286	286	0	335	10052	140	1-Jul - 31-Jan
Brisbane		189	0	189	0	0	189	8-Aug - 31-Jan
Brisbane		363	363	0	436	10322	180	1-Jul - 31-Jan
Cairns		200	200	0	265	4823	150	1-Jul - 31-Jan
Cairns		75	21	54	30	868	75	21-Aug - 21-Sep
Gladstone		31	2	29	2	41	31	1-Jul - 31-Jan
Gold Coast		316	316	0	382	5363	150	1-Jul - 31-Jan
Gold Coast		225	0	225	0	1312	225	23-Aug - 23-Sep
Gold Coast		300	300	0	444	5364	150	1-Jul - 31-Jan
Gold Coast		300	298	2	352	6058	300	16-Aug - 14-Sep
Sunshine Coast		110	85	25	94	244	110	23-Jul - TBA

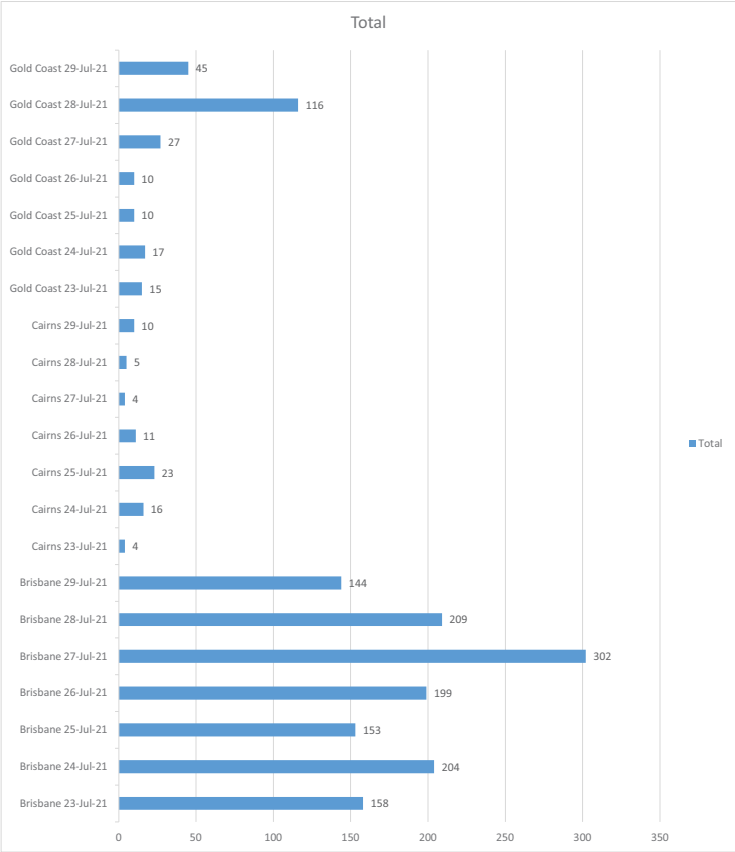
Note: maritime figures below are exclusively to reflect maritime guests. These figures are not recorded in the SDCC manifest and do not reflect non-maritime guests.

QPS District	Approved Hotel	Rooms Occupied Today	Persons Accom. Today	Persons Departing Today
Gladstone		9	9	3

QPS District	No longer in use	Rooms Booked	Occupied	Rooms Available	Persons Accom.	Persons Departed	Current Engagement
Brisbane		0	0	0	0	102	Agreement Terminated
Brisbane		0	0	0	0	0	Agreement Terminated
Brisbane		0	0	0	0	334	Agreement Terminated
Brisbane		0	0	0	0	2	Agreement Terminated
Brisbane		0	0	0	0	2908	Agreement Terminated
Brisbane		0	0	0	0	3179	Agreement Terminated
Brisbane		0	0	0	0	4229	Re-branded as from 1/5/2021
Bundaberg		0	0	0	0	41	Agreement Terminated
Cairns		0	0	0	0	1	Agreement Terminated
Cairns		0	0	0	0	4	Agreement Terminated
Cairns		0	0	0	0	205	Agreement Terminated
Cairns		0	0	0	0	16	Agreement Terminated
Gladstone		0	0	0	0	73	Agreement Terminated
Charleville		0	0	0	0	16	Agreement Terminated
Dalby		0	0	0	0	0	Agreement Terminated
Dalby		0	0	0	0	0	Agreement Terminated
Gold Coast		0	0	0	0	12	Agreement Terminated
Gold Coast		0	0	0	0	57	Agreement Terminated
Gympie		0	0	0	0	0	Agreement Terminated
Hervey Bay		0	0	0	0	0	Agreement Terminated
Ipswich		0	0	0	0	5	Agreement Terminated
Ipswich		0	0	0	0	33	Agreement Terminated
Longreach		0	0	0	0	0	Agreement Terminated
Longreach		0	0	0	0	0	Agreement Terminated
Mackay		0	0	0	0	14	Agreement Terminated
Mackay		0	0	0	0	81	Agreement Terminated
Mackay		0	0	0	0	22	Agreement Terminated
Maryborough		0	0	0	0	2	Agreement Terminated
Maryborough		0	0	0	0	12	Agreement Terminated
Moreton		0	0	0	0	0	Agreement Terminated
Mount Isa		0	0	0	0	4	Agreement Terminated
Mount Isa		0	0	0	0	61	Agreement Terminated
Roma		0	0	0	0	51	Agreement Terminated
Roma		0	0	0	0	7	Agreement Terminated
Sunshine Coast		0	0	0	0	266	Agreement Terminated
Gladstone		0	0	0	0	2	Agreement Terminated
Kooralbyn		0	0	0	0	4	Agreement Terminated
Toowoomba		0	0	0	0	4	Agreement Terminated
Toowoomba		0	0	0	0	0	Agreement Terminated
Toowoomba		0	0	0	0	162	Agreement Terminated
Toowoomba		0	0	0	0	109	Agreement Terminated
Toowoomba		0	0	0	0	209	Agreement Terminated
Townsville		0	0	0	0	0	Agreement Terminated
Townsville		0	0	0	0	827	Agreement Terminated
Townsville		0	0	0	0	63	Agreement Terminated
Townsville		0	0	0	0	0	Agreement Terminated
Townsville		0	0	0	0	0	Agreement Terminated
Rockhampton		0	0	0	0	9	Agreement Terminated
Rockhampton		0	0	0	0	30	Agreement Terminated
Rockhampton		0	0	0	0	4	Agreement Terminated

Report Time / Date: 20:16 25-Aug-21

Departure Dates		
QPS District	Today	Tomorrow
Brisbane	112	69
Cairns	7	0
Dalby	0	0
Gold Coast	12	41
Rockhampton	0	0
Townsville	0	0
Mount Isa	0	0



COVID Cohort	Cumulative Total
Air Crew	8208
Maritime	354
SW	161

\*Note: these numbers are extracted from the information provided by the hotels in their manifests to the SDCC. Numbers are recorded here to balance daily. It is not a full list of the 'Cohorts' - these can be obtained from the relevant agency.

SW - Seasonal Workers

Departure for Next 7 Days

Status	Occupied
Row Labels	Sum of Occupancy Total
Brisbane	749
25/08/2021	112
26/08/2021	69
27/08/2021	156
28/08/2021	92
29/08/2021	94
30/08/2021	169
31/08/2021	57
Cairns	106
25/08/2021	7
27/08/2021	30
28/08/2021	14
29/08/2021	34
30/08/2021	16
31/08/2021	5
Gladstone	2
28/08/2021	1
29/08/2021	1
Gold Coast	559
25/08/2021	12
26/08/2021	41
27/08/2021	92
28/08/2021	101
29/08/2021	52
30/08/2021	145
31/08/2021	116
Grand Total	1416

Total Occupancy per Hotel

Row Labels	Sum of Occupancy Total
	4
	2
	102
	12
	2556
	109
	16
	63
	209
	4
	4
	14
	5745
	9
	30
	12834
	43
	1
	73
	162
	4
	57
	898
	5624
	827
	3179
	81
	7310
	8614
	2
	2908
	266
	2
	51
	16
	334
	4229
	7710
	338
	22
	61
	524
	5088
	3850
	1312
	1967
	5
	4
	7
	205
	5571
	10387
	12
	5808
	33
	41
	6410
	10758
	224
Grand Total	116731

SDCC Logistics Dashboard - Accommodation Since 28-Mar-2020

Current Hotels	22	Across ALL Hotels
Total Persons Currently Accommodated	5451	
Total Persons Departed	111585	
Sum of Total Persons Accommodated	117036	
Total Rooms Currently Occupied	4156	
Total Blocked Rooms Currently Available	336	
Total Rooms Currently Booked	4492	

Number of persons in Queensland Government Quarantine Accommodation:

Hotels in Red Text have a Partial Block Booking

QPS District	Approved Hotels	Rooms Booked	Occupied	Rooms Available	Persons Accom.	Persons Departed	Agreed Rooms	Current Engagement
Brisbane		292	292	0	321	2235	150	1-Jul - 31-Jan
Brisbane		204	204	0	206	12628	75	1-Jul - 31-Jan
Brisbane		175	172	3	223	1	175	21-Aug - 21-Sep
Brisbane		197	197	0	201	5425	115	1-Jul - 31-Jan
Brisbane		205	205	0	638	6672	65	1-Jul - 31-Jan
Brisbane		272	272	0	359	8255	160	1-Jul - 31-Jan
Brisbane		140	140	0	167	7575	75	1-Jul - 31-Jan
Brisbane		131	131	0	179	345	125	21-Jul - 31-Jan
Brisbane		119	119	0	140	3710	75	1-Jul - 31-Jan
Brisbane		47	47	0	102	1865	40	1-Jul - 31-Jan
Brisbane		263	263	0	312	5259	104	1-Jul - 31-Jan
Brisbane		286	286	0	335	10052	140	1-Jul - 31-Jan
Brisbane		244	244	0	262	0	189	8-Aug - 31-Jan
Brisbane		361	361	0	434	10324	180	1-Jul - 31-Jan
Cairns		200	200	0	265	4823	150	1-Jul - 31-Jan
Cairns		75	23	52	35	868	75	21-Aug - 21-Sep
Gladstone		31	2	29	2	41	31	1-Jul - 31-Jan
Gold Coast		317	317	0	383	5363	150	1-Jul - 31-Jan
Gold Coast		225	0	225	0	1312	225	23-Aug - 23-Sep
Gold Coast		298	298	0	440	5369	150	1-Jul - 31-Jan
Gold Coast		300	298	2	353	6059	300	16-Aug - 14-Sep
Sunshine Coast		110	85	25	94	244	110	23-Jul - TBA

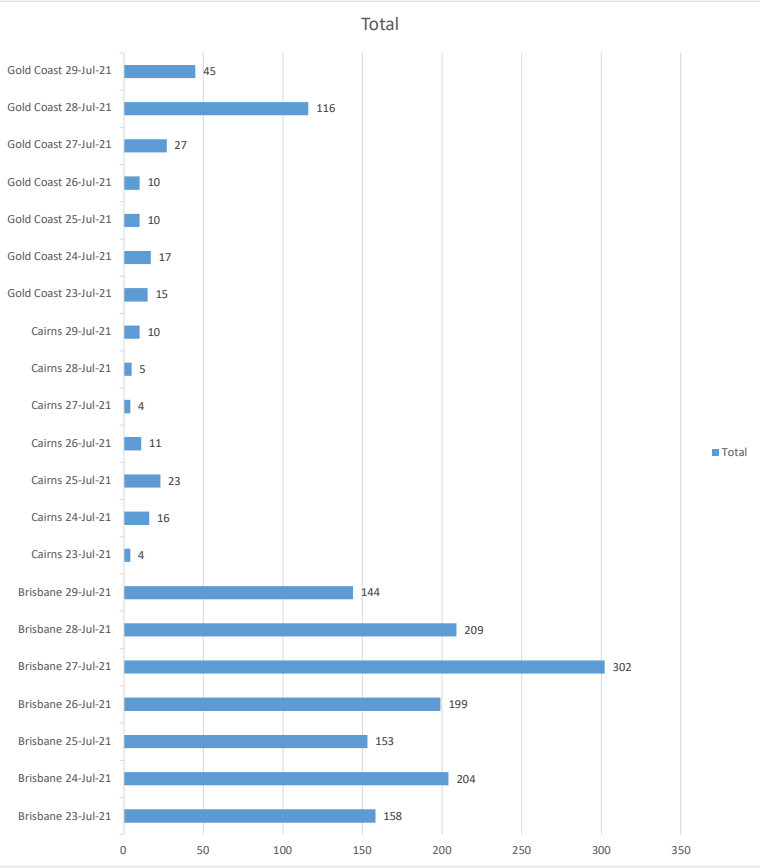
Note: maritime figures below are exclusively to reflect maritime guests. These figures are not recorded in the SDCC manifest and do not reflect non-maritime guests.

QPS District	Approved Hotel	Rooms Occupied	Persons Accom. Today	Persons Departing
Gladstone		9	9	3

QPS District	No longer in use	Rooms Booked	Occupied	Rooms Available	Persons Accom.	Persons Departed	Current Engagement
Brisbane		0	0	0	0	102	Agreement Terminated
Brisbane		0	0	0	0	0	Agreement Terminated
Brisbane		0	0	0	0	334	Agreement Terminated
Brisbane		0	0	0	0	2	Agreement Terminated
Brisbane		0	0	0	0	2908	Agreement Terminated
Brisbane		0	0	0	0	3179	Agreement Terminated
Brisbane		0	0	0	0	4229	Re-branded as from 1/5/2021
Bundaberg		0	0	0	0	41	Agreement Terminated
Cairns		0	0	0	0	1	Agreement Terminated
Cairns		0	0	0	0	4	Agreement Terminated
Cairns		0	0	0	0	205	Agreement Terminated
Cairns		0	0	0	0	16	Agreement Terminated
Gladstone		0	0	0	0	73	Agreement Terminated
Charleville		0	0	0	0	16	Agreement Terminated
Dalby		0	0	0	0	0	Agreement Terminated
Dalby		0	0	0	0	0	Agreement Terminated
Gold Coast		0	0	0	0	12	Agreement Terminated
Gold Coast		0	0	0	0	57	Agreement Terminated
Gympie		0	0	0	0	0	Agreement Terminated

Report Time / Date: 20:33 26-Aug-21

Departure Dates		
QPS District	Today	Tomorrow
Brisbane	71	212
Cairns	0	30
Dalby	0	0
Gold Coast	41	92
Rockhampton	0	0
Townsville	0	0
Mount Isa	0	0



COVID Cohort	Cumulative Total
Air Crew	8208
Maritime	354
SW	161

\*Note: these numbers are extracted from the information provided by the hotels in their manifests to the SDCC. Numbers are recorded here to balance daily. It is not a full list of the 'Cohorts' - these can be obtained from the relevant agency.

SW - Seasonal Workers

Departure for Next 7

Status	Occupied
--------	----------

Row Labels	Sum of Occupancy Total
Brisbane	851
#####	143
#####	71
#####	212
#####	105
#####	94
#####	169
#####	57
Cairns	106
#####	7
#####	30
#####	14
#####	34
#####	16
#####	5
Gladstone	2
#####	1
#####	1
Gold Coast	558
#####	12
#####	41
#####	92
#####	101
#####	52
#####	145
#####	115
Grand Total	1517

Total Occupancy per Hotel

Row Labels	Sum of Occupancy Total
	4
	2
	102
	12
	2556
	109
	16
	63
	209
	4
	4
	14
	5746
	9
	30
	12834
	43
	1
	73
	162
	4
	57
	903
	5626
	827
	3179
	81
	7310
	8614
	2
	2908
	266
	2
	51
	16
	334
	4229
	7742
	338
	22
	61
	524
	5088
	3850
	1312
	1967
	5
	4
	7
	205
	5571
	10387
	12
	5809
	33
	41
	6412
	10758
	224
	262
Grand Total	117036

SDCC Logistics Dashboard - Accommodation Since 28-Mar-2020

Current Hotels	22	Across <b>ALL</b> Hotels
Total Persons Currently Accommodated	5396	
Total Persons Departed	111869	
Sum of Total Persons Accommodated	117265	
Total Rooms Currently Occupied	4094	
Total Blocked Rooms Currently Available	313	
Total Rooms Currently Booked	4407	

Number of persons in Queensland Government Quarantine Accommodation:

Hotels in **Red** Text have a **Partial Block Booking**

QPS District	Approved Hotels	Rooms Booked	Occupied	Rooms Available	Persons Accom.	Persons Departed	Agreed Rooms	Current Engagement
Brisbane		292	292	0	321	2235	150	1-Jul - 31-Jan
Brisbane		204	204	0	206	12628	75	1-Jul - 31-Jan
Brisbane		175	172	3	223	1	175	21-Aug - 21-Sep
Brisbane		197	197	0	201	5425	115	1-Jul - 31-Jan
Brisbane		207	207	0	646	6683	65	1-Jul - 31-Jan
Brisbane		240	240	0	309	8366	160	1-Jul - 31-Jan
Brisbane		140	140	0	169	7576	75	1-Jul - 31-Jan
Brisbane		131	131	0	179	345	125	21-Jul - 31-Jan
Brisbane		96	96	0	114	3749	75	1-Jul - 31-Jan
Brisbane		50	50	0	111	1872	40	1-Jul - 31-Jan
Brisbane		263	263	0	312	5259	104	1-Jul - 31-Jan
Brisbane		288	288	0	337	10052	140	1-Jul - 31-Jan
Brisbane		244	244	0	262	0	189	8-Aug - 31-Jan
Brisbane		361	361	0	434	10324	180	1-Jul - 31-Jan
Cairns		176	176	0	226	4883	150	1-Jul - 31-Jan
Cairns		75	46	29	72	868	75	21-Aug - 21-Sep
Gladstone		31	2	29	2	41	31	1-Jul - 31-Jan
Gold Coast		317	317	0	390	5363	150	1-Jul - 31-Jan
Gold Coast		225	0	225	0	1312	225	23-Aug - 23-Sep
Gold Coast		285	285	0	435	5424	150	1-Jul - 31-Jan
Gold Coast		300	298	2	353	6059	300	16-Aug - 14-Sep
Sunshine Coast		110	85	25	94	244	110	23-Jul - TBA

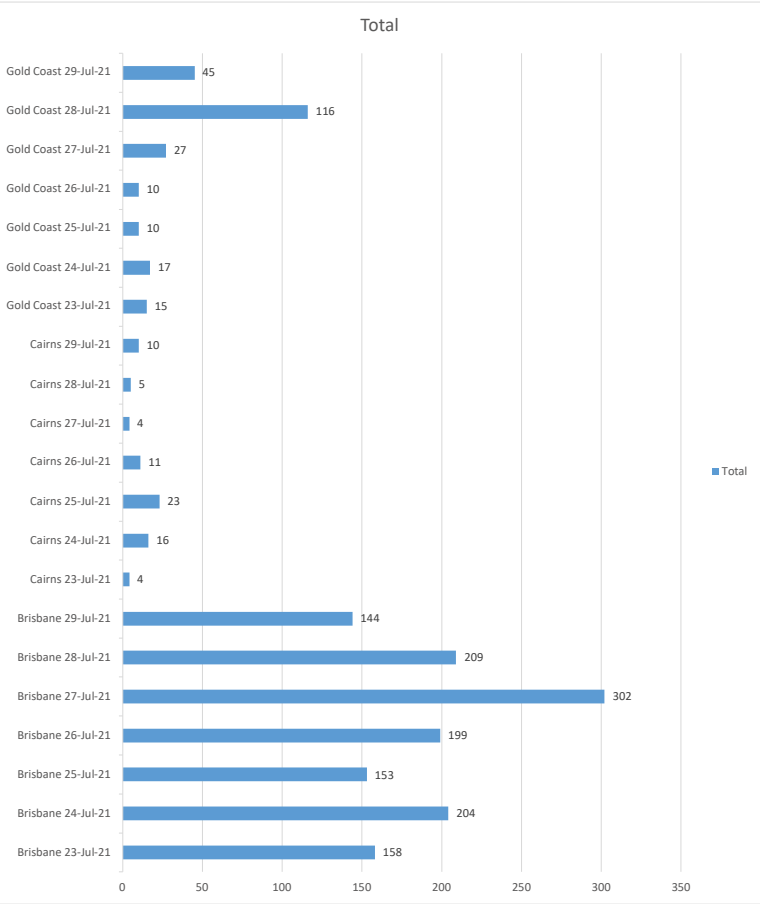
Note:  maritime figures below are exclusively to reflect maritime guests. These figures are not recorded in the SDCC manifest and do not reflect non-maritime guests.

QPS District	Approved Hotel	Rooms Occupied Today	Persons Accom. Today	Persons Departing Today
Gladstone		9	9	3

QPS District	No longer in use	Rooms Booked	Occupied	Rooms Available	Persons Accom.	Persons Departed	Current Engagement
Brisbane		0	0	0	0	102	Agreement Terminated
Brisbane		0	0	0	0	0	Agreement Terminated
Brisbane		0	0	0	0	334	Agreement Terminated
Brisbane		0	0	0	0	2	Agreement Terminated
Brisbane		0	0	0	0	2908	Agreement Terminated
Brisbane		0	0	0	0	3179	Agreement Terminated
Brisbane		0	0	0	0	4229	Re-branded as <div></div> from 1/5/2021
Bundaberg		0	0	0	0	41	Agreement Terminated
Cairns		0	0	0	0	1	Agreement Terminated
Cairns		0	0	0	0	4	Agreement Terminated
Cairns		0	0	0	0	205	Agreement Terminated
Cairns		0	0	0	0	16	Agreement Terminated
Gladstone		0	0	0	0	73	Agreement Terminated
Charleville		0	0	0	0	16	Agreement Terminated
Dalby		0	0	0	0	0	Agreement Terminated
Dalby		0	0	0	0	0	Agreement Terminated
Gold Coast		0	0	0	0	12	Agreement Terminated
Gold Coast		0	0	0	0	57	Agreement Terminated
Gympie		0	0	0	0	0	Agreement Terminated

Report Time / Date: 18:20 27-Aug-21

Departure Dates		
QPS District	Today	Tomorrow
Brisbane	212	105
Cairns	23	14
Dalby	0	0
Gold Coast	89	101
Rockhampton	0	0
Townsville	0	0
Mount Isa	0	0



COVID Cohort	Cumulative Total
Air Crew	8208
Maritime	354
SW	161

\*Note: these numbers are extracted from the information provided by the hotels in their manifests to the SDCC. Numbers are recorded here to balance daily. It is not a full list of the 'Cohorts' - these can be obtained from the relevant agency.

SW - Seasonal Workers

Departure for Next 7

Status	Occupied
Row Labels	Sum of Occupancy Total
Brisbane	1064
#####	105
#####	105
#####	169
#####	57
1/09/2021	123
2/09/2021	156
3/09/2021	349
Cairns	143
#####	14
#####	34
#####	14
#####	5
1/09/2021	40
3/09/2021	36
Gladstone	2
#####	1
#####	1
Gold Coast	792
#####	101
#####	52
#####	136
#####	115
1/09/2021	211
2/09/2021	103
3/09/2021	74
Grand Total	2001

Total Occupancy per Hotel

Row Labels	Sum of Occupancy Total
	4
	2
	102
	12
	2556
	109
	16
	63
	209
	4
	4
	14
	5753
	9
	30
	12834
	40
	36
	43
	1
	73
	162
	4
	57
	52
	940
	136
	827
	3179
	81
	7329
	8675
	2
	2908
	266
	2
	51
	16
	334
	4229
	7744
	338
	22
	61
	524
	5109
	3863
	1312
	1983
	5
	4
	7
	205
	5571
	10389
	12
	5857
	33
	41
	6412
	10758
	224
	260
Grand Total	117260

SDCC Logistics Dashboard - Accommodation Since 28-Mar-2020

Current Hotels	22
Total Persons Currently Accommodated	6526
Total Persons Departed	113177
Sum of Total Persons Accommodated	119703
Total Rooms Currently Occupied	5560
Total Blocked Rooms Currently Available	107
Total Rooms Currently Booked	5667

Number of persons in Queensland Government Quarantine Accommodation:

Hotels in **Red Text** have a **Partial Block Booking**

QPS District	Approved Hotels	Rooms Booked	Occupied	Rooms Available	Persons Accom.	Persons Departed	Agreed Rooms	Current Engagement
Brisbane		239	239	0	268	2358	150	1-Jul - 31-Jan
Brisbane		1419	1419	0	1421	12628	75	1-Jul - 31-Jan
Brisbane		175	173	2	224	2	175	21-Aug - 21-Sep
Brisbane		166	166	0	170	5569	115	1-Jul - 31-Jan
Brisbane		137	137	0	404	7001	65	1-Jul - 31-Jan
Brisbane		204	204	0	259	8526	160	1-Jul - 31-Jan
Brisbane		126	126	0	149	7678	75	1-Jul - 31-Jan
Brisbane		131	131	0	179	345	125	21-Jul - 31-Jan
Brisbane		75	73	2	89	3796	75	1-Jul - 31-Jan
Brisbane		48	48	0	104	1885	40	1-Jul - 31-Jan
Brisbane		263	263	0	312	5259	104	1-Jul - 31-Jan
Brisbane		281	281	0	336	10071	140	1-Jul - 31-Jan
Brisbane		247	247	0	266	0	189	8-Aug - 31-Jan
Brisbane		816	816	0	774	10324	180	1-Jul - 31-Jan
Cairns		150	146	4	189	4951	150	1-Jul - 31-Jan
Cairns		75	46	29	72	870	75	21-Aug - 21-Sep
Gladstone		31	0	31	0	43	31	1-Jul - 31-Jan
Gold Coast		239	239	0	312	5462	150	1-Jul - 31-Jan
Gold Coast		225	212	13	290	1312	225	23-Aug - 23-Sep
Gold Coast		210	210	0	261	5620	150	1-Jul - 31-Jan
Gold Coast		300	299	1	353	6073	300	16-Aug - 14-Sep
Sunshine Coast		110	85	25	94	244	110	23-Jul - TBA

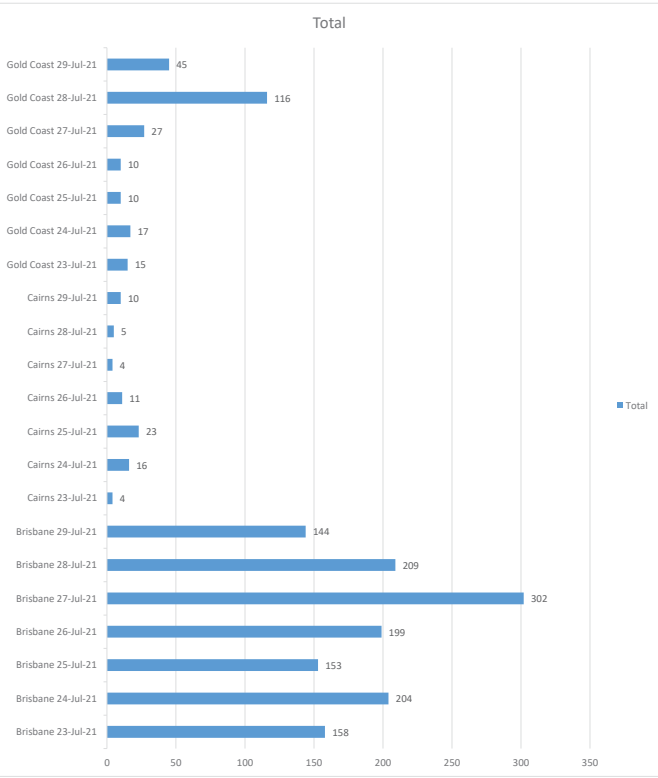
Note: **maritime figures below are exclusively to reflect maritime guests. These figures are not recorded in the SDCC manifest and do not reflect non-maritime guests.**

QPS District	Approved Hotel	Rooms Occupied Today	Persons Accom. Today	Persons Departing Today
Gladstone		9	9	3

QPS District	No longer in use	Rooms Booked	Occupied	Rooms Available	Persons Accom.	Persons Departed	Current Engagement
Brisbane		0	0	0	0	102	Agreement Terminated
Brisbane		0	0	0	0	0	Agreement Terminated
Brisbane		0	0	0	0	334	Agreement Terminated
Brisbane		0	0	0	0	2	Agreement Terminated
Brisbane		0	0	0	0	2908	Agreement Terminated
Brisbane		0	0	0	0	3179	Agreement Terminated
Brisbane		0	0	0	0	4229	Re-branded as from 1/5/2021
Bundaberg		0	0	0	0	41	Agreement Terminated
Cairns		0	0	0	0	1	Agreement Terminated
Cairns		0	0	0	0	4	Agreement Terminated
Cairns		0	0	0	0	205	Agreement Terminated
Cairns		0	0	0	0	16	Agreement Terminated
Gladstone		0	0	0	0	73	Agreement Terminated
Charleville		0	0	0	0	16	Agreement Terminated
Dalby		0	0	0	0	0	Agreement Terminated
Dalby		0	0	0	0	0	Agreement Terminated
Gold Coast		0	0	0	0	12	Agreement Terminated
Gold Coast		0	0	0	0	57	Agreement Terminated
Gympie		0	0	0	0	0	Agreement Terminated
Hervey Bay		0	0	0	0	0	Agreement Terminated
Ipswich		0	0	0	0	5	Agreement Terminated
Ipswich		0	0	0	0	33	Agreement Terminated
Longreach		0	0	0	0	0	Agreement Terminated
Longreach		0	0	0	0	0	Agreement Terminated
Mackay		0	0	0	0	14	Agreement Terminated
Mackay		0	0	0	0	81	Agreement Terminated
Mackay		0	0	0	0	22	Agreement Terminated
Maryborough		0	0	0	0	2	Agreement Terminated
Maryborough		0	0	0	0	12	Agreement Terminated
Moreton		0	0	0	0	0	Agreement Terminated
Mount Isa		0	0	0	0	4	Agreement Terminated
Mount Isa		0	0	0	0	61	Agreement Terminated
Roma		0	0	0	0	51	Agreement Terminated
Roma		0	0	0	0	7	Agreement Terminated
Sunshine Coast		0	0	0	0	266	Agreement Terminated
Gladstone		0	0	0	0	2	Agreement Terminated
Kooralbyn		0	0	0	0	4	Agreement Terminated
Toowoomba		0	0	0	0	4	Agreement Terminated
Toowoomba		0	0	0	0	0	Agreement Terminated
Toowoomba		0	0	0	0	162	Agreement Terminated
Toowoomba		0	0	0	0	109	Agreement Terminated
Toowoomba		0	0	0	0	209	Agreement Terminated
Townsville		0	0	0	0	0	Agreement Terminated
Townsville		0	0	0	0	827	Agreement Terminated
Townsville		0	0	0	0	63	Agreement Terminated
Townsville		0	0	0	0	0	Agreement Terminated
Townsville		0	0	0	0	0	Agreement Terminated
Rockhampton		0	0	0	0	9	Agreement Terminated
Rockhampton		0	0	0	0	30	Agreement Terminated
Rockhampton		0	0	0	0	4	Agreement Terminated

Report Time / Date: 19:30 27-Aug-21

Departure Dates		
QPS District	Today	Tomorrow
Brisbane	94	127
Cairns	0	0
Dalby	0	0
Gold Coast	0	0
Rockhampton	0	0
Townsville	0	0
Mount Isa	0	0



COVID Cohort	Cumulative Total
Air Crew	8208
Maritime	355
SW	161

\*Note: these numbers are extracted from the information provided by the hotels in their manifests to the SDCC.

Numbers are recorded here to balance daily. It is not a full list of the 'Cohorts' - these can be obtained from the relevant agency.

SW - Seasonal Workers

Departure for Next 7

Status	Occupied
Row Labels	Sum of Occupancy Total
Brisbane	1225
*****	127
*****	98
*****	187
*****	76
*****	147
2/09/2021	205
3/09/2021	385
Cairns	133
*****	38
*****	14
*****	5
1/09/2021	40
3/09/2021	36
Gold Coast	755
*****	27
*****	127
*****	112
1/09/2021	209
2/09/2021	101
3/09/2021	179
Grand Total	2113

Total Occupancy per Hotel

Row Labels	Sum of Occupancy Total
	4
	2
	102
	12
	2626
	109
	16
	63
	209
	4
	4
	14
	5774
	9
	30
	14049
	43
	1
	73
	162
	4
	57
	942
	5739
	827
	3179
	81
	7405
	8785
	2
	2908
	266
	2
	51
	16
	334
	4229
	7827
	338
	22
	61
	524
	5140
	3885
	1602
	1989
	5
	4
	7
	205
	5571
	10407
	12
	5881
	33
	41
	6426
	11098
	226
	266
Grand Total	119703



SDCC Logistics Dashboard - Accommodation Since 28-Mar-2020

Current Hotels	22
Total Persons Currently Accommodated	4462
Total Persons Departed	115360
Sum of Total Persons Accommodated	119822
Total Rooms Currently Occupied	3447
Total Blocked Rooms Currently Available	204
Total Rooms Currently Booked	3651

Number of persons in Queensland Government Quarantine Accommodation:

Hotels in Red Text have a Partial Block Booking

QPS District	Approved Hotels	Rooms Booked	Occupied	Rooms Available	Persons Accom.	Persons Departed	Agreed Rooms	Current Engagement
Brisbane		239	239	0	268	2358	150	1-Jul - 31-Jan
Brisbane		75	17	58	17	14032	75	1-Jul - 31-Jan
Brisbane		175	173	2	224	2	175	21-Aug - 21-Sep
Brisbane		166	166	0	170	5569	115	1-Jul - 31-Jan
Brisbane		124	124	0	343	7098	65	1-Jul - 31-Jan
Brisbane		204	204	0	259	8526	160	1-Jul - 31-Jan
Brisbane		120	120	0	154	7684	75	1-Jul - 31-Jan
Brisbane		131	131	0	179	345	125	21-Jul - 31-Jan
Brisbane		85	85	0	101	3794	75	1-Jul - 31-Jan
Brisbane		48	48	0	102	1892	40	1-Jul - 31-Jan
Brisbane		263	263	0	312	5259	104	1-Jul - 31-Jan
Brisbane		281	281	0	336	10071	140	1-Jul - 31-Jan
Brisbane		247	247	0	266	0	189	8-Aug - 31-Jan
Brisbane		180	177	3	178	10920	180	1-Jul - 31-Jan
Cairns		150	109	41	142	4999	150	1-Jul - 31-Jan
Cairns		75	45	30	70	872	75	21-Aug - 21-Sep
Gladstone		31	0	31	0	43	31	1-Jul - 31-Jan
Gold Coast		239	239	0	312	5462	150	1-Jul - 31-Jan
Gold Coast		225	212	13	290	1312	225	23-Aug - 23-Sep
Gold Coast		183	183	0	292	5645	150	1-Jul - 31-Jan
Gold Coast		300	299	1	353	6073	300	16-Aug - 14-Sep
Sunshine Coast		110	85	25	94	244	110	23-Jul - TBA

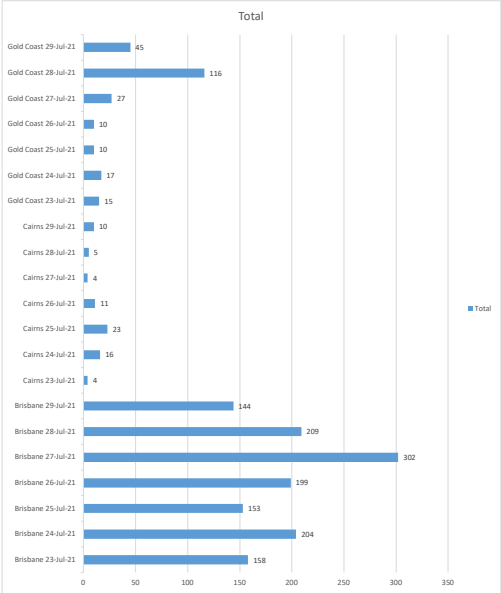
Note: maritime figures below are exclusively to reflect maritime guests. These figures are not recorded in the SDCC manifest and do not reflect non-maritime guests.

QPS District	Approved Hotel	Rooms Occupied Today	Persons Accom. Today	Persons Departing Today
Gladstone		9	9	3

QPS District	No longer in use	Rooms Booked	Occupied	Rooms Available	Persons Accom.	Persons Departed	Current Engagement
Brisbane		0	0	0	0	102	Agreement Terminated
Brisbane		0	0	0	0	0	Agreement Terminated
Brisbane		0	0	0	0	334	Agreement Terminated
Brisbane		0	0	0	0	2	Agreement Terminated
Brisbane		0	0	0	0	2908	Agreement Terminated
Brisbane		0	0	0	0	3179	Agreement Terminated
Brisbane		0	0	0	0	4229	Re-branded as from 1/5/2021
Bundaberg		0	0	0	0	41	Agreement Terminated
Cairns		0	0	0	0	1	Agreement Terminated
Cairns		0	0	0	0	4	Agreement Terminated
Cairns		0	0	0	0	205	Agreement Terminated
Cairns		0	0	0	0	16	Agreement Terminated
Gladstone		0	0	0	0	73	Agreement Terminated
Charleville		0	0	0	0	16	Agreement Terminated
Dalby		0	0	0	0	0	Agreement Terminated
Dalby		0	0	0	0	0	Agreement Terminated
Gold Coast		0	0	0	0	12	Agreement Terminated
Gold Coast		0	0	0	0	57	Agreement Terminated
Gympie		0	0	0	0	0	Agreement Terminated
Hervey Bay		0	0	0	0	0	Agreement Terminated
Ipwich		0	0	0	0	5	Agreement Terminated
Ipwich		0	0	0	0	33	Agreement Terminated
Longreach		0	0	0	0	0	Agreement Terminated
Longreach		0	0	0	0	0	Agreement Terminated
Mackay		0	0	0	0	14	Agreement Terminated
Mackay		0	0	0	0	81	Agreement Terminated
Mackay		0	0	0	0	22	Agreement Terminated
Maryborough		0	0	0	0	2	Agreement Terminated
Maryborough		0	0	0	0	12	Agreement Terminated
Moreton		0	0	0	0	0	Agreement Terminated
Mount Isa		0	0	0	0	4	Agreement Terminated
Mount Isa		0	0	0	0	61	Agreement Terminated
Roma		0	0	0	0	51	Agreement Terminated
Roma		0	0	0	0	7	Agreement Terminated
Sunshine Coast		0	0	0	0	266	Agreement Terminated
Gladstone		0	0	0	0	2	Agreement Terminated
Koorabyn		0	0	0	0	4	Agreement Terminated
Toowoomba		0	0	0	0	4	Agreement Terminated
Toowoomba		0	0	0	0	0	Agreement Terminated
Toowoomba		0	0	0	0	162	Agreement Terminated
Toowoomba		0	0	0	0	109	Agreement Terminated
Toowoomba		0	0	0	0	209	Agreement Terminated
Townsville		0	0	0	0	0	Agreement Terminated
Townsville		0	0	0	0	827	Agreement Terminated
Townsville		0	0	0	0	63	Agreement Terminated
Townsville		0	0	0	0	0	Agreement Terminated
Townsville		0	0	0	0	0	Agreement Terminated
Rockhampton		0	0	0	0	9	Agreement Terminated
Rockhampton		0	0	0	0	30	Agreement Terminated
Rockhampton		0	0	0	0	4	Agreement Terminated

Report Time / Date: 13:06 31-Aug-21

Departure Dates	QPS District	Today	Tomorrow
	Brisbane	79	147
	Cairns	5	40
	Dalby	0	0
	Gold Coast	112	209
	Rockhampton	0	0
	Townsville	0	0
	Mount Isa	0	0



COVID Cohort	Cumulative Total
Air Crew	8208
Maritime	355
SW	161

\*Note: these numbers are extracted from the information provided by the hotels in their manifests to the SDCC. Numbers are recorded here to balance daily. It is not a full list of the 'Cohorts' - these can be obtained from the relevant agency.

SW - Seasonal Workers

Departure for Next 7 Days

Status	Occupied
Row Labels	Sum of Occupancy Total
Brisbane	1434
1/09/2021	79
2/09/2021	147
3/09/2021	205
4/09/2021	385
5/09/2021	236
6/09/2021	215
7/09/2021	167
Cairns	193
1/09/2021	5
2/09/2021	40
3/09/2021	36
4/09/2021	20
5/09/2021	49
6/09/2021	43
Gold Coast	881
1/09/2021	112
2/09/2021	209
3/09/2021	101
4/09/2021	179
5/09/2021	36
6/09/2021	66
7/09/2021	178
Grand Total	2508

Total Occupancy per Hotel

Row Labels	Sum of Occupancy Total
	4
	2
Brisbane	102
1/09/2021	12
2/09/2021	2626
3/09/2021	109
4/09/2021	16
5/09/2021	63
6/09/2021	209
7/09/2021	4
Cairns	4
1/09/2021	14
2/09/2021	5774
3/09/2021	9
4/09/2021	30
5/09/2021	14049
6/09/2021	43
Gold Coast	1
1/09/2021	73
2/09/2021	162
3/09/2021	4
4/09/2021	57
5/09/2021	942
6/09/2021	5739
7/09/2021	827
Brisbane	3179
1/09/2021	81
2/09/2021	7441
3/09/2021	8785
4/09/2021	2
5/09/2021	2908
6/09/2021	266
7/09/2021	2
Cairns	51
1/09/2021	16
2/09/2021	334
3/09/2021	4229
4/09/2021	7838
5/09/2021	338
6/09/2021	22
7/09/2021	61
Brisbane	524
1/09/2021	5141
2/09/2021	3895
3/09/2021	1602
4/09/2021	1994
5/09/2021	5
6/09/2021	4
7/09/2021	7
Brisbane	205
1/09/2021	5571
2/09/2021	10407
3/09/2021	12
4/09/2021	5937
5/09/2021	33
6/09/2021	41
7/09/2021	6426
Brisbane	11098
1/09/2021	226
2/09/2021	265
3/09/2021	119822