

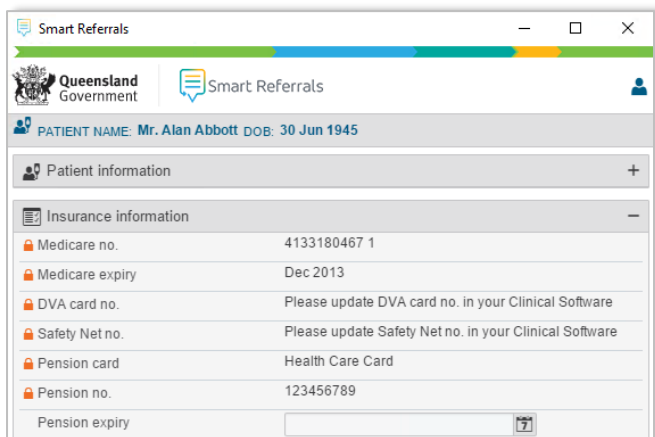


Smart Referrals

Extracting Information from Clinical Software

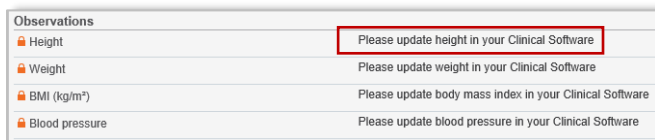
Smart Referrals extracts relevant patient information from the clinical software.

- The information is extracted upon launching the Smart Referrals application.
- Extracted information is marked with a padlock icon and cannot be edited via the referral template.



Editing Extracted Data

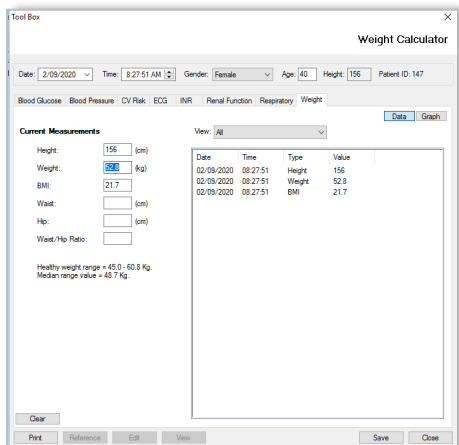
- Where the information has not been completed in the clinical software, the Smart Referrals template will request this be updated.



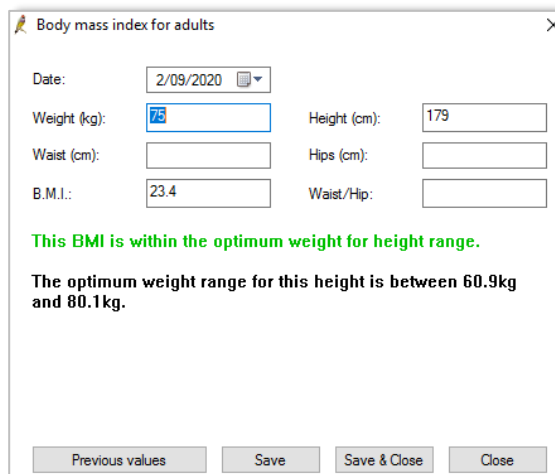
NOTE: Information extracted from the clinical software is required to comply with minimum referral criteria.

- Return to the patient chart in the clinical software and complete the relevant field.

Medical Director Example

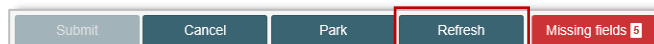


Best Practice Example



NOTE: Please refer to your local clinical software user guides to navigate to the relevant fields.

- Return to the Smart Referrals template and select 'Refresh' to extract the most recent data.



- The updated information will now be visible within the Smart Referrals template.



NOTE: All information entered on the referral will be retained when Smart Referrals is refreshed.

Other Quick Reference Guides (QRGs)

Please see the 'Completing the Smart Referrals Form', 'Attaching Information to the Referral' and 'Missing Fields, Preview, Submit' QRGs to assist with completing the Smart Referral template.

How to get help

Please contact Smart Referrals Support Team:

Ph: 1300 478 439

Email: CEQ_SmartReferrals@health.qld.gov.au

