

SDCC Logistics Dashboard - Accommodation Since 28-Mar-2020

Current Hotels	22
Total Persons Currently Accommodated	4553
Total Persons Departed	115605
Sum of Total Persons Accommodated	120158
	Across ALL Hotels
Total Rooms Currently Occupied	3520
Total Blocked Rooms Currently Available	205
Total Rooms Currently Booked	3725

Number of persons in Queensland Government Quarantine Accommodation:

Hotels in Red Text have a Partial Block Booking

QPS District	Approved Hotels	Rooms Booked	Occupied	Rooms Available	Persons Accom.	Persons Departed	Agreed Rooms	Current Engagement
Brisbane		224	224	0	249	2378	150	1-Jul - 31-Jan
Brisbane		75	17	58	17	14032	75	1-Jul - 31-Jan
Brisbane		175	173	2	224	2	175	21-Aug - 21-Sep
Brisbane		129	129	0	134	5616	115	1-Jul - 31-Jan
Brisbane		124	124	0	343	7098	65	1-Jul - 31-Jan
Brisbane		195	195	0	251	8549	160	1-Jul - 31-Jan
Brisbane		83	83	0	102	7744	75	1-Jul - 31-Jan
Brisbane		131	131	0	179	345	125	21-Jul - 31-Jan
Brisbane		85	85	0	101	3795	75	1-Jul - 31-Jan
Brisbane		48	48	0	102	1892	40	1-Jul - 31-Jan
Brisbane		446	446	0	545	5259	104	1-Jul - 31-Jan
Brisbane		256	256	0	302	10135	140	1-Jul - 31-Jan
Brisbane		247	247	0	266	0	189	8-Aug - 31-Jan
Brisbane		180	177	3	178	10920	180	1-Jul - 31-Jan
Cairns		150	109	41	142	4999	150	1-Jul - 31-Jan
Cairns		75	45	30	70	872	75	21-Aug - 21-Sep
Gladstone		31	0	31	0	43	31	1-Jul - 31-Jan
Gold Coast		252	252	0	316	5490	150	1-Jul - 31-Jan
Gold Coast		225	212	13	290	1312	225	23-Aug - 23-Sep
Gold Coast		184	184	0	296	5646	150	1-Jul - 31-Jan
Gold Coast		300	298	2	352	6074	300	16-Aug - 14-Sep
Sunshine Coast		110	85	25	94	244	110	23-Jul - TBA

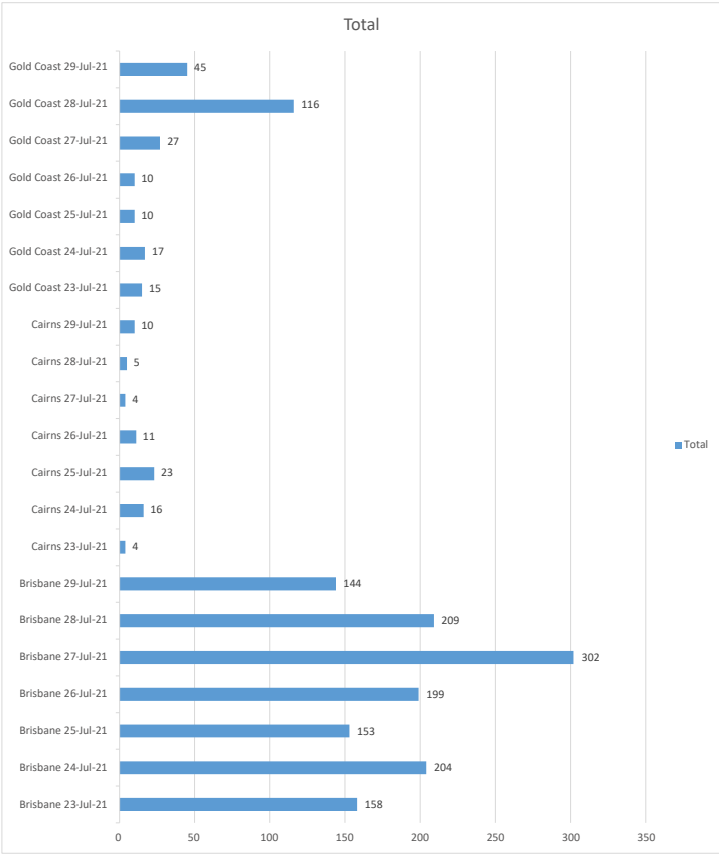
Note: maritime figures below are exclusively to reflect maritime guests. These figures are not recorded in the SDCC manifest and do not reflect non-maritime guests.

QPS District	Approved Hotel	Rooms Occupied Today	Persons Accom. Today	Persons Departing Today
Gladstone		9	9	3

QPS District	No longer in use	Rooms Booked	Occupied	Rooms Available	Persons Accom.	Persons Departed	Current Engagement
Brisbane		0	0	0	0	102	Agreement Terminated
Brisbane		0	0	0	0	0	Agreement Terminated
Brisbane		0	0	0	0	334	Agreement Terminated
Brisbane		0	0	0	0	2	Agreement Terminated
Brisbane		0	0	0	0	2908	Agreement Terminated
Brisbane		0	0	0	0	3179	Agreement Terminated
Brisbane		0	0	0	0	4229	Re-branded as from 1/5/2021
Bundaberg		0	0	0	0	41	Agreement Terminated
Cairns		0	0	0	0	1	Agreement Terminated
Cairns		0	0	0	0	4	Agreement Terminated
Cairns		0	0	0	0	205	Agreement Terminated
Cairns		0	0	0	0	16	Agreement Terminated
Gladstone		0	0	0	0	73	Agreement Terminated
Charleville		0	0	0	0	16	Agreement Terminated
Dalby		0	0	0	0	0	Agreement Terminated
Dalby		0	0	0	0	0	Agreement Terminated
Gold Coast		0	0	0	0	12	Agreement Terminated
Gold Coast		0	0	0	0	57	Agreement Terminated
Gympie		0	0	0	0	0	Agreement Terminated
Hervey Bay		0	0	0	0	0	Agreement Terminated
Ipswich		0	0	0	0	5	Agreement Terminated
Ipswich		0	0	0	0	33	Agreement Terminated
Longreach		0	0	0	0	0	Agreement Terminated
Longreach		0	0	0	0	0	Agreement Terminated
Mackay		0	0	0	0	14	Agreement Terminated
Mackay		0	0	0	0	81	Agreement Terminated
Mackay		0	0	0	0	22	Agreement Terminated
Maryborough		0	0	0	0	2	Agreement Terminated
Maryborough		0	0	0	0	12	Agreement Terminated
Moreton		0	0	0	0	0	Agreement Terminated
Mount Isa		0	0	0	0	4	Agreement Terminated
Mount Isa		0	0	0	0	61	Agreement Terminated
Roma		0	0	0	0	51	Agreement Terminated
Roma		0	0	0	0	7	Agreement Terminated
Sunshine Coast		0	0	0	0	266	Agreement Terminated
Gladstone		0	0	0	0	2	Agreement Terminated
Koorlbyn		0	0	0	0	4	Agreement Terminated
Toowoomba		0	0	0	0	4	Agreement Terminated
Toowoomba		0	0	0	0	0	Agreement Terminated
Toowoomba		0	0	0	0	162	Agreement Terminated
Toowoomba		0	0	0	0	109	Agreement Terminated
Toowoomba		0	0	0	0	209	Agreement Terminated
Townsville		0	0	0	0	0	Agreement Terminated
Townsville		0	0	0	0	827	Agreement Terminated
Townsville		0	0	0	0	63	Agreement Terminated
Townsville		0	0	0	0	0	Agreement Terminated
Townsville		0	0	0	0	0	Agreement Terminated
Rockhampton		0	0	0	0	9	Agreement Terminated
Rockhampton		0	0	0	0	30	Agreement Terminated
Rockhampton		0	0	0	0	4	Agreement Terminated

Report Time / Date: 20:01 01-Sep-21

Departure Dates		
QPS District	Today	Tomorrow
Brisbane	192	221
Cairns	40	0
Dalby	0	0
Gold Coast	209	101
Rockhampton	0	0
Townsville	0	0
Mount Isa	0	0



COVID Cohort	Cumulative Total
Air Crew	8208
Maritime	355
SW	161

*Note: these numbers are extracted from the information provided by the hotels in their manifests to the SDCC. Numbers are recorded here to balance daily. It is not a full list of the 'Cohorts' - these can be obtained from the relevant agency.

SW - Seasonal Workers

Departure for Next 7 Days

Status	Occupied
Row Labels	Sum of Occupancy Total
Brisbane	1526
1/09/2021	192
2/09/2021	221
3/09/2021	398
4/09/2021	236
5/09/2021	218
6/09/2021	167
7/09/2021	94
Cairns	188
1/09/2021	40
3/09/2021	36
4/09/2021	20
5/09/2021	49
6/09/2021	43
Gold Coast	815
1/09/2021	209
2/09/2021	101
3/09/2021	179
4/09/2021	35
5/09/2021	66
6/09/2021	178
7/09/2021	47
Grand Total	2529

Total Occupancy per Hotel

Row Labels	Sum of Occupancy Total
	4
	2
	102
	12
	2627
	109
	16
	63
	209
	94
	4
	14
	5806
	9
	30
	14049
	43
	1
	73
	162
	4
	57
	942
	5749
	827
	3179
	81
	7441
	8800
	2
	2908
	266
	2
	51
	16
	334
	4229
	7846
	338
	22
	61
	524
	5141
	3896
	1602
	1994
	5
	4
	7
	205
	5804
	10437
	12
	5942
	33
	41
	6426
	11098
	226
	266
Grand Total	120157

SDCC Logistics Dashboard - Accommodation Since 28-Mar-2020

Current Hotels	22
Total Persons Currently Accommodated	3445
Total Persons Departed	116916
Sum of Total Persons Accommodated	120361
	Across ALL Hotels
Total Rooms Currently Occupied	2585
Total Blocked Rooms Currently Available	714
Total Rooms Currently Booked	3299

Number of persons in Queensland Government Quarantine Accommodation:

Hotels in Red Text have a Partial Block Booking

QPS District	Approved Hotels	Rooms Booked	Occupied	Rooms Available	Persons Accom.	Persons Departed	Agreed Rooms	Current Engagement
Brisbane		204	204	0	222	2403	150	1-Jul - 31-Jan
Brisbane		75	17	58	17	14032	75	1-Jul - 31-Jan
Brisbane		175	173	2	224	2	175	21-Aug - 21-Sep
Brisbane		115	95	20	94	5679	115	1-Jul - 31-Jan
Brisbane		124	124	0	340	7118	65	1-Jul - 31-Jan
Brisbane		196	196	0	257	8573	160	1-Jul - 31-Jan
Brisbane		87	87	0	100	7746	75	1-Jul - 31-Jan
Brisbane		125	0	125	0	524	125	21-Jul - 31-Jan
Brisbane		85	85	0	102	3800	75	1-Jul - 31-Jan
Brisbane		43	43	0	88	1907	40	1-Jul - 31-Jan
Brisbane		183	183	0	233	5571	104	1-Jul - 31-Jan
Brisbane		235	235	0	272	10165	140	1-Jul - 31-Jan
Brisbane		189	7	182	10	256	189	8-Aug - 31-Jan
Brisbane		180	121	59	121	10977	180	1-Jul - 31-Jan
Cairns		150	114	36	149	5011	150	1-Jul - 31-Jan
Cairns		75	45	30	70	872	75	21-Aug - 21-Sep
Gladstone		31	0	31	0	43	31	1-Jul - 31-Jan
Gold Coast		208	208	0	257	5553	150	1-Jul - 31-Jan
Gold Coast		225	211	14	289	1313	225	23-Aug - 23-Sep
Gold Coast		184	184	0	296	5646	150	1-Jul - 31-Jan
Gold Coast		300	253	47	304	6227	300	16-Aug - 14-Sep
Sunshine Coast		110	0	110	0	338	110	23-Jul - TBA

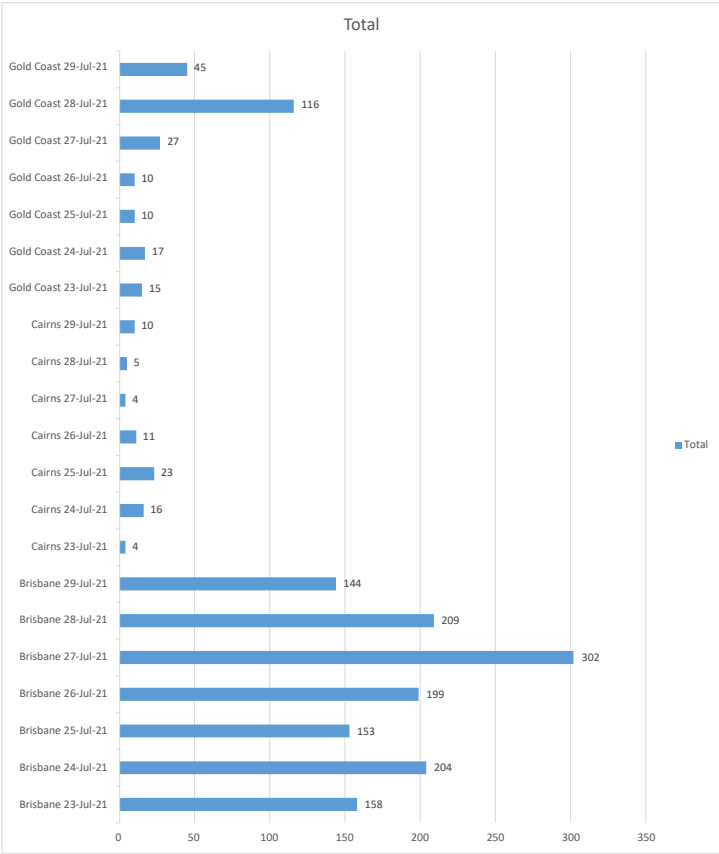
Note: maritime figures below are exclusively to reflect maritime guests. These figures are not recorded in the SDCC manifest and do not reflect non-maritime guests.

QPS District	Approved Hotel	Rooms Occupied Today	Persons Accom. Today	Persons Departing Today
Gladstone		9	9	3

QPS District	No longer in use	Rooms Booked	Occupied	Rooms Available	Persons Accom.	Persons Departed	Current Engagement
Brisbane		0	0	0	0	102	Agreement Terminated
Brisbane		0	0	0	0	0	Agreement Terminated
Brisbane		0	0	0	0	334	Agreement Terminated
Brisbane		0	0	0	0	2	Agreement Terminated
Brisbane		0	0	0	0	2908	Agreement Terminated
Brisbane		0	0	0	0	3179	Agreement Terminated
Brisbane		0	0	0	0	4229	Re-branded as from 1/5/2021
Bundaberg		0	0	0	0	41	Agreement Terminated
Cairns		0	0	0	0	1	Agreement Terminated
Cairns		0	0	0	0	4	Agreement Terminated
Cairns		0	0	0	0	205	Agreement Terminated
Cairns		0	0	0	0	16	Agreement Terminated
Gladstone		0	0	0	0	73	Agreement Terminated
Charleville		0	0	0	0	16	Agreement Terminated
Dalby		0	0	0	0	0	Agreement Terminated
Dalby		0	0	0	0	0	Agreement Terminated
Gold Coast		0	0	0	0	12	Agreement Terminated
Gold Coast		0	0	0	0	57	Agreement Terminated
Gympie		0	0	0	0	0	Agreement Terminated
Hervey Bay		0	0	0	0	0	Agreement Terminated
Ipswich		0	0	0	0	5	Agreement Terminated
Ipswich		0	0	0	0	33	Agreement Terminated
Longreach		0	0	0	0	0	Agreement Terminated
Longreach		0	0	0	0	0	Agreement Terminated
Mackay		0	0	0	0	14	Agreement Terminated
Mackay		0	0	0	0	81	Agreement Terminated
Mackay		0	0	0	0	22	Agreement Terminated
Maryborough		0	0	0	0	2	Agreement Terminated
Maryborough		0	0	0	0	12	Agreement Terminated
Moreton		0	0	0	0	0	Agreement Terminated
Mount Isa		0	0	0	0	4	Agreement Terminated
Mount Isa		0	0	0	0	61	Agreement Terminated
Roma		0	0	0	0	51	Agreement Terminated
Roma		0	0	0	0	7	Agreement Terminated
Sunshine Coast		0	0	0	0	266	Agreement Terminated
Gladstone		0	0	0	0	2	Agreement Terminated
Koorlbyn		0	0	0	0	4	Agreement Terminated
Toowoomba		0	0	0	0	4	Agreement Terminated
Toowoomba		0	0	0	0	0	Agreement Terminated
Toowoomba		0	0	0	0	162	Agreement Terminated
Toowoomba		0	0	0	0	109	Agreement Terminated
Toowoomba		0	0	0	0	209	Agreement Terminated
Townsville		0	0	0	0	0	Agreement Terminated
Townsville		0	0	0	0	827	Agreement Terminated
Townsville		0	0	0	0	63	Agreement Terminated
Townsville		0	0	0	0	0	Agreement Terminated
Townsville		0	0	0	0	0	Agreement Terminated
Rockhampton		0	0	0	0	9	Agreement Terminated
Rockhampton		0	0	0	0	30	Agreement Terminated
Rockhampton		0	0	0	0	4	Agreement Terminated

Report Time / Date: 19:28 02-Sep-21

Departure Dates		
QPS District	Today	Tomorrow
Brisbane	221	396
Cairns	0	36
Dalby	0	0
Gold Coast	101	178
Rockhampton	0	0
Townsville	0	0
Mount Isa	0	0



COVID Cohort	Cumulative Total
Air Crew	8208
Maritime	355
SW	161

*Note: these numbers are extracted from the information provided by the hotels in their manifests to the SDCC. Numbers are recorded here to balance daily. It is not a full list of the 'Cohorts' - these can be obtained from the relevant agency.

SW - Seasonal Workers

Departure for Next 7 Days

Status	Occupied
Row Labels	Sum of Occupancy Total
Brisbane	1495
2/09/2021	221
3/09/2021	396
4/09/2021	236
5/09/2021	219
6/09/2021	170
7/09/2021	94
8/09/2021	159
Cairns	154
3/09/2021	36
4/09/2021	20
5/09/2021	49
6/09/2021	43
8/09/2021	6
Gold Coast	694
2/09/2021	101
3/09/2021	178
4/09/2021	35
5/09/2021	66
6/09/2021	178
7/09/2021	47
8/09/2021	89
Grand Total	2343

Total Occupancy per Hotel

Row Labels	Sum of Occupancy Total
	4
	2
	102
	12
	2625
	109
	16
	63
	209
	4
	159
	4
	14
	5810
	9
	30
	14049
	43
	1
	73
	162
	4
	57
	942
	5773
	827
	3179
	81
	7458
	8830
	2
	2908
	266
	2
	51
	16
	334
	4229
	7846
	338
	22
	61
	524
	5160
	3902
	1602
	1995
	5
	4
	7
	205
	5804
	10437
	12
	5942
	33
	41
	6531
	11098
	226
	266
Grand Total	120361

SDCC Logistics Dashboard - Accommodation Since 28-Mar-2020

Current Hotels	22
Total Persons Currently Accommodated	2997
Total Persons Departed	117675
Sum of Total Persons Accommodated	120672
Total Rooms Currently Occupied	2281
Total Blocked Rooms Currently Available	847
Total Rooms Currently Booked	3128

Across ALL Hotels

Number of persons in Queensland Government Quarantine Accommodation:

Hotels in Red Text have a Partial Block Booking

QPS District	Approved Hotels	Rooms Booked	Occupied	Rooms Available	Persons Accom.	Persons Departed	Agreed Rooms	Current Engagement
Brisbane		172	172	0	193	2434	150	1-Jul - 31-Jan
Brisbane		75	17	58	17	14032	75	1-Jul - 31-Jan
Brisbane		175	175	0	226	2	175	21-Aug - 21-Sep
Brisbane		115	82	33	81	5702	115	1-Jul - 31-Jan
Brisbane		116	116	0	301	7185	65	1-Jul - 31-Jan
Brisbane		207	207	0	269	8602	160	1-Jul - 31-Jan
Brisbane		108	108	0	107	7773	75	1-Jul - 31-Jan
Brisbane		125	0	125	0	524	125	21-Jul - 31-Jan
Brisbane		92	92	0	109	3801	75	1-Jul - 31-Jan
Brisbane		40	38	2	71	1925	40	1-Jul - 31-Jan
Brisbane		178	178	0	227	5577	104	1-Jul - 31-Jan
Brisbane		140	77	63	86	10370	140	1-Jul - 31-Jan
Brisbane		189	7	182	10	256	189	8-Aug - 31-Jan
Brisbane		180	121	59	121	10977	180	1-Jul - 31-Jan
Cairns		150	97	53	120	5049	150	1-Jul - 31-Jan
Cairns		75	45	30	70	872	75	21-Aug - 21-Sep
Gladstone		31	0	31	0	43	31	1-Jul - 31-Jan
Gold Coast		173	173	0	211	5599	150	1-Jul - 31-Jan
Gold Coast		225	211	14	289	1314	225	23-Aug - 23-Sep
Gold Coast		152	152	0	231	5730	150	1-Jul - 31-Jan
Gold Coast		300	213	87	258	6410	300	16-Aug - 14-Sep
Sunshine Coast		110	0	110	0	338	110	23-Jul - TBA

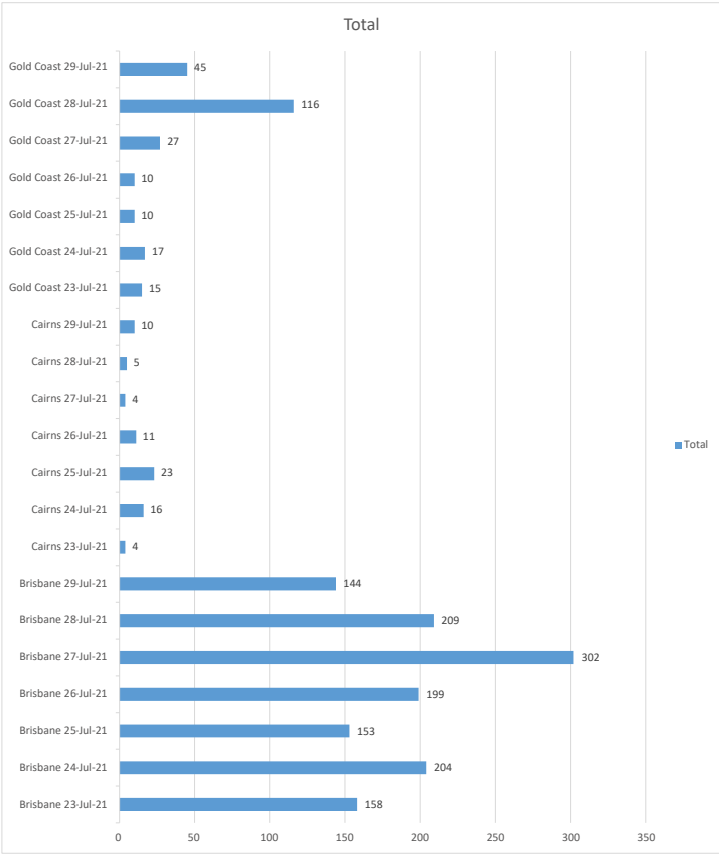
Note: maritime figures below are exclusively to reflect maritime guests. These figures are not recorded in the SDCC manifest and do not reflect non-maritime guests.

QPS District	Approved Hotel	Rooms Occupied Today	Persons Accom. Today	Persons Departing Today
Gladstone		9	9	3

QPS District	No longer in use	Rooms Booked	Occupied	Rooms Available	Persons Accom.	Persons Departed	Current Engagement
Brisbane		0	0	0	0	102	Agreement Terminated
Brisbane		0	0	0	0	0	Agreement Terminated
Brisbane		0	0	0	0	334	Agreement Terminated
Brisbane		0	0	0	0	2	Agreement Terminated
Brisbane		0	0	0	0	2908	Agreement Terminated
Brisbane		0	0	0	0	3179	Agreement Terminated
Brisbane		0	0	0	0	4229	Re-branded as from 1/5/2021
Bundaberg		0	0	0	0	41	Agreement Terminated
Cairns		0	0	0	0	1	Agreement Terminated
Cairns		0	0	0	0	4	Agreement Terminated
Cairns		0	0	0	0	205	Agreement Terminated
Cairns		0	0	0	0	16	Agreement Terminated
Gladstone		0	0	0	0	73	Agreement Terminated
Charleville		0	0	0	0	16	Agreement Terminated
Dalby		0	0	0	0	0	Agreement Terminated
Dalby		0	0	0	0	0	Agreement Terminated
Gold Coast		0	0	0	0	12	Agreement Terminated
Gold Coast		0	0	0	0	57	Agreement Terminated
Gympie		0	0	0	0	0	Agreement Terminated
Hervey Bay		0	0	0	0	0	Agreement Terminated
Ipswich		0	0	0	0	5	Agreement Terminated
Ipswich		0	0	0	0	33	Agreement Terminated
Longreach		0	0	0	0	0	Agreement Terminated
Longreach		0	0	0	0	0	Agreement Terminated
Mackay		0	0	0	0	14	Agreement Terminated
Mackay		0	0	0	0	81	Agreement Terminated
Mackay		0	0	0	0	22	Agreement Terminated
Maryborough		0	0	0	0	2	Agreement Terminated
Maryborough		0	0	0	0	12	Agreement Terminated
Moreton		0	0	0	0	0	Agreement Terminated
Mount Isa		0	0	0	0	4	Agreement Terminated
Mount Isa		0	0	0	0	61	Agreement Terminated
Roma		0	0	0	0	51	Agreement Terminated
Roma		0	0	0	0	7	Agreement Terminated
Sunshine Coast		0	0	0	0	266	Agreement Terminated
Gladstone		0	0	0	0	2	Agreement Terminated
Koorlbyn		0	0	0	0	4	Agreement Terminated
Toowoomba		0	0	0	0	4	Agreement Terminated
Toowoomba		0	0	0	0	0	Agreement Terminated
Toowoomba		0	0	0	0	162	Agreement Terminated
Toowoomba		0	0	0	0	109	Agreement Terminated
Toowoomba		0	0	0	0	209	Agreement Terminated
Townsville		0	0	0	0	0	Agreement Terminated
Townsville		0	0	0	0	827	Agreement Terminated
Townsville		0	0	0	0	63	Agreement Terminated
Townsville		0	0	0	0	0	Agreement Terminated
Townsville		0	0	0	0	0	Agreement Terminated
Rockhampton		0	0	0	0	9	Agreement Terminated
Rockhampton		0	0	0	0	30	Agreement Terminated
Rockhampton		0	0	0	0	4	Agreement Terminated

Report Time / Date: 21:52 03-Sep-21

Departure Dates		
QPS District	Today	Tomorrow
Brisbane	243	237
Cairns	36	20
Dalby	0	0
Gold Coast	178	35
Rockhampton	0	0
Townsville	0	0
Mount Isa	0	0



COVID Cohort	Cumulative Total
Air Crew	8208
Maritime	355
SW	161

*Note: these numbers are extracted from the information provided by the hotels in their manifests to the SDCC. Numbers are recorded here to balance daily. It is not a full list of the 'Cohorts' - these can be obtained from the relevant agency.

SW - Seasonal Workers

Departure for Next 7 Days

Status	Occupied
Row Labels	Sum of Occupancy Total
Brisbane	1235
3/09/2021	243
4/09/2021	237
5/09/2021	222
6/09/2021	180
7/09/2021	94
8/09/2021	159
9/09/2021	100
Cairns	155
3/09/2021	36
4/09/2021	20
5/09/2021	49
6/09/2021	43
8/09/2021	6
9/09/2021	1
Gold Coast	622
3/09/2021	178
4/09/2021	35
5/09/2021	66
6/09/2021	178
7/09/2021	47
8/09/2021	85
9/09/2021	33
Grand Total	2012

Total Occupancy per Hotel

Row Labels	Sum of Occupancy Total
	4
	2
	102
	12
	2627
	109
	16
	63
	209
	4
	4
	14
	5810
	9
	30
	14049
	43
	1
	178
	35
	66
	57
	47
	942
	5783
	827
	3179
	81
	7486
	8871
	2
	2908
	266
	2
	51
	16
	334
	4229
	7880
	338
	22
	61
	524
	5169
	3910
	1603
	1996
	5
	4
	7
	205
	5804
	10456
	12
	5961
	33
	41
	6666
	11098
	228
	266
Grand Total	120670

SDCC Logistics Dashboard - Accommodation Since 28-Mar-2020

Current Hotels	22
Total Persons Currently Accommodated	2671
Total Persons Departed	118367
Sum of Total Persons Accommodated	121038
Total Rooms Currently Occupied	2048
Total Blocked Rooms Currently Available	1049
Total Rooms Currently Booked	3097

Across ALL Hotels

Number of persons in Queensland Government Quarantine Accommodation:

Hotels in Red Text have a Partial Block Booking

QPS District	Approved Hotels	Rooms Booked	Occupied	Rooms Available	Persons Accom.	Persons Departed	Agreed Rooms	Current Engagement
Brisbane		172	172	0	193	2434	150	1-Jul - 31-Jan
Brisbane		75	17	58	17	14032	75	1-Jul - 31-Jan
Brisbane		175	6	169	6	224	175	21-Aug - 21-Sep
Brisbane		129	129	0	128	5705	115	1-Jul - 31-Jan
Brisbane		65	63	2	233	7312	65	1-Jul - 31-Jan
Brisbane		251	251	0	328	8626	160	1-Jul - 31-Jan
Brisbane		78	78	0	81	7806	75	1-Jul - 31-Jan
Brisbane		125	0	125	0	524	125	21-Jul - 31-Jan
Brisbane		75	62	13	70	3858	75	1-Jul - 31-Jan
Brisbane		40	27	13	41	1973	40	1-Jul - 31-Jan
Brisbane		178	178	0	227	5577	104	1-Jul - 31-Jan
Brisbane		151	151	0	180	10381	140	1-Jul - 31-Jan
Brisbane		189	7	182	10	256	189	8-Aug - 31-Jan
Brisbane		180	121	59	121	10977	180	1-Jul - 31-Jan
Cairns		150	45	105	51	5126	150	1-Jul - 31-Jan
Cairns		75	45	30	70	872	75	21-Aug - 21-Sep
Gladstone		31	0	31	0	43	31	1-Jul - 31-Jan
Gold Coast		173	173	0	211	5599	150	1-Jul - 31-Jan
Gold Coast		225	211	14	289	1314	225	23-Aug - 23-Sep
Gold Coast		150	99	51	157	5820	150	1-Jul - 31-Jan
Gold Coast		300	213	87	258	6410	300	16-Aug - 14-Sep
Sunshine Coast		110	0	110	0	338	110	23-Jul - TBA

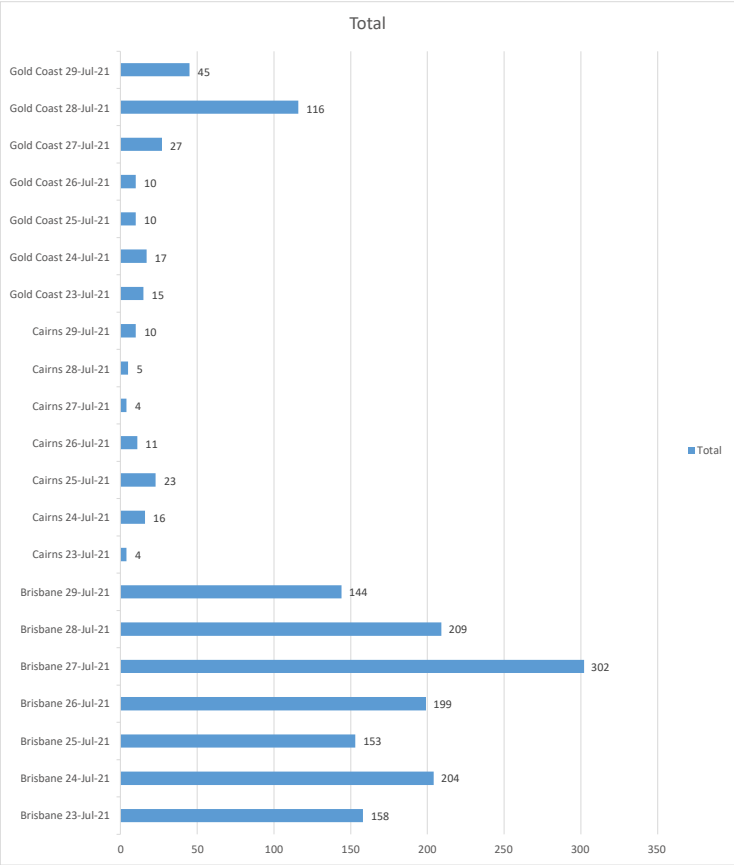
Note: maritime figures below are exclusively to reflect maritime guests. These figures are not recorded in the SDCC manifest and do not reflect non-maritime guests.

QPS District	Approved Hotel	Rooms Occupied Today	Persons Accom. Today	Persons Departing Today
Gladstone		9	9	3

QPS District	No longer in use	Rooms Booked	Occupied	Rooms Available	Persons Accom.	Persons Departed	Current Engagement
Brisbane		0	0	0	0	102	Agreement Terminated
Brisbane		0	0	0	0	0	Agreement Terminated
Brisbane		0	0	0	0	334	Agreement Terminated
Brisbane		0	0	0	0	2	Agreement Terminated
Brisbane		0	0	0	0	2908	Agreement Terminated
Brisbane		0	0	0	0	3179	Agreement Terminated
Brisbane		0	0	0	0	4229	Re-branded as from 1/5/2021
Bundaberg		0	0	0	0	41	Agreement Terminated
Cairns		0	0	0	0	1	Agreement Terminated
Cairns		0	0	0	0	4	Agreement Terminated
Cairns		0	0	0	0	205	Agreement Terminated
Cairns		0	0	0	0	16	Agreement Terminated
Gladstone		0	0	0	0	73	Agreement Terminated
Charleville		0	0	0	0	16	Agreement Terminated
Dalby		0	0	0	0	0	Agreement Terminated
Dalby		0	0	0	0	0	Agreement Terminated
Gold Coast		0	0	0	0	12	Agreement Terminated
Gold Coast		0	0	0	0	57	Agreement Terminated
Gympie		0	0	0	0	0	Agreement Terminated

Report Time / Date: 19:45 06-Sep-21

Departure Dates		
QPS District	Today	Tomorrow
Brisbane	167	109
Cairns	46	0
Dalby	0	0
Gold Coast	177	47
Rockhampton	0	0
Townsville	0	0
Mount Isa	0	0



COVID Cohort	Cumulative Total
Air Crew	8210
Maritime	355
SW	161

*Note: these numbers are extracted from the information provided by the hotels in their manifests to the SDCC.

Numbers are recorded here to balance daily. It is not a full list of the 'Cohorts' - these can be obtained from the relevant agency.

SW - Seasonal Workers

Departure for Next 7 Days

Status	Occupied
Row Labels	Sum of Occupancy Total
Brisbane	751
6/09/2021	167
7/09/2021	109
8/09/2021	173
9/09/2021	101
10/09/2021	86
11/09/2021	62
12/09/2021	53
Cairns	59
6/09/2021	46
8/09/2021	6
9/09/2021	1
10/09/2021	5
11/09/2021	1
Gold Coast	434
6/09/2021	177
7/09/2021	47
8/09/2021	85
9/09/2021	34
10/09/2021	26
11/09/2021	18
12/09/2021	47
Grand Total	1244

Total Occupancy per Hotel

Row Labels	Sum of Occupancy Total
	4
	2
	102
	12
	2627
	109
	16
	63
	209
	4
	4
	14
	5810
	9
	30
	14049
	43
	1
	73
	162
	4
	57
	942
	5833
	827
	3179
	81
	7545
	8954
	2
	2908
	266
	2
	51
	16
	334
	4229
	7887
	338
	22
	61
	524
	5177
	3928
	1603
	2014
	5
	4
	7
	205
	5804
	10561
	12
	5977
	33
	41
	6668
	11098
	230
	266
Grand Total	121038

SDCC Logistics Dashboard - Accommodation Since 28-Mar-2020

Current Hotels	22
Total Persons Currently Accommodated	2840
Total Persons Departed	118892
Sum of Total Persons Accommodated	121732
Total Rooms Currently Occupied	2215
Total Blocked Rooms Currently Available	993
Total Rooms Currently Booked	3208

Across ALL Hotels

Number of persons in Queensland Government Quarantine Accommodation:

Hotels in Red Text have a Partial Block Booking

QPS District	Approved Hotels	Rooms Booked	Occupied	Rooms Available	Persons Accom.	Persons Departed	Agreed Rooms	Current Engagement
Brisbane		172	172	0	193	2434	150	1-Jul - 31-Jan
Brisbane		148	148	0	148	14049	75	1-Jul - 31-Jan
Brisbane		175	6	169	6	224	175	21-Aug - 21-Sep
Brisbane		129	129	0	128	5705	115	1-Jul - 31-Jan
Brisbane		65	63	2	233	7312	65	1-Jul - 31-Jan
Brisbane		251	251	0	328	8626	160	1-Jul - 31-Jan
Brisbane		75	51	24	59	7848	75	1-Jul - 31-Jan
Brisbane		125	0	125	0	524	125	21-Jul - 31-Jan
Brisbane		75	62	13	70	3858	75	1-Jul - 31-Jan
Brisbane		40	27	13	41	1973	40	1-Jul - 31-Jan
Brisbane		219	219	0	261	5771	104	1-Jul - 31-Jan
Brisbane		151	151	0	182	10392	140	1-Jul - 31-Jan
Brisbane		189	7	182	10	256	189	8-Aug - 31-Jan
Brisbane		180	180	0	201	11098	180	1-Jul - 31-Jan
Cairns		150	45	105	51	5126	150	1-Jul - 31-Jan
Cairns		75	24	51	40	902	75	21-Aug - 21-Sep
Gladstone		31	0	31	0	43	31	1-Jul - 31-Jan
Gold Coast		173	173	0	211	5599	150	1-Jul - 31-Jan
Gold Coast		225	118	107	183	1420	225	23-Aug - 23-Sep
Gold Coast		150	99	51	157	5820	150	1-Jul - 31-Jan
Gold Coast		300	290	10	338	6414	300	16-Aug - 14-Sep
Sunshine Coast		110	0	110	0	338	110	23-Jul - TBA

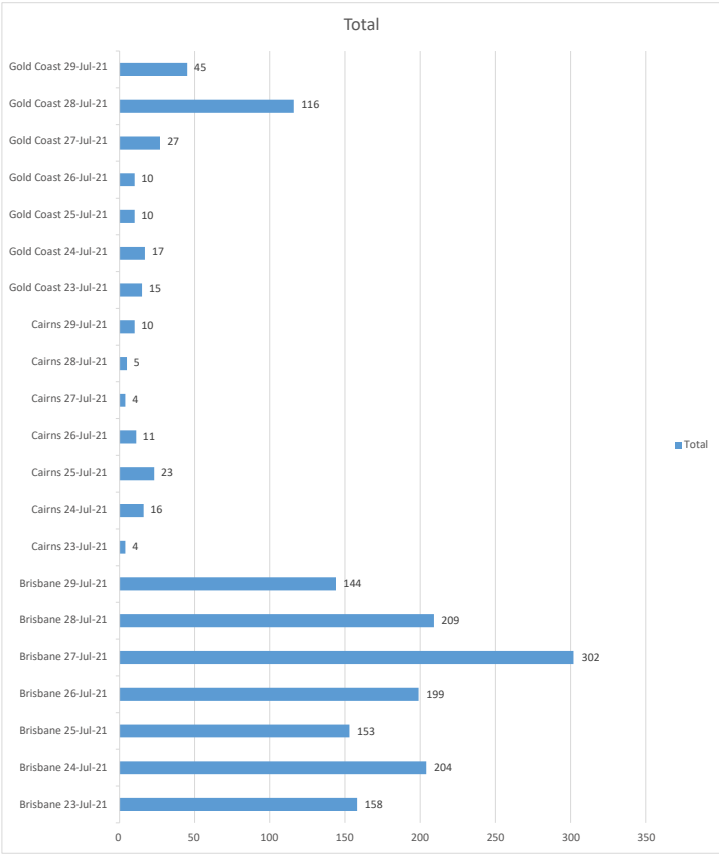
Note: Maritime figures below are exclusively to reflect maritime guests. These figures are not recorded in the SDCC manifest and do not reflect non-maritime guests.

QPS District	Approved Hotel	Rooms Occupied Today	Persons Accom. Today	Persons Departing Today
Gladstone		9	9	3

QPS District	No longer in use	Rooms Booked	Occupied	Rooms Available	Persons Accom.	Persons Departed	Current Engagement
Brisbane		0	0	0	0	102	Agreement Terminated
Brisbane		0	0	0	0	0	Agreement Terminated
Brisbane		0	0	0	0	334	Agreement Terminated
Brisbane		0	0	0	0	2	Agreement Terminated
Brisbane		0	0	0	0	2908	Agreement Terminated
Brisbane		0	0	0	0	3179	Agreement Terminated
Brisbane		0	0	0	0	4229	Re-branded as from 1/5/2021
Bundaberg		0	0	0	0	41	Agreement Terminated
Cairns		0	0	0	0	1	Agreement Terminated
Cairns		0	0	0	0	4	Agreement Terminated
Cairns		0	0	0	0	205	Agreement Terminated
Cairns		0	0	0	0	16	Agreement Terminated
Gladstone		0	0	0	0	73	Agreement Terminated
Charleville		0	0	0	0	16	Agreement Terminated
Dalby		0	0	0	0	0	Agreement Terminated
Dalby		0	0	0	0	0	Agreement Terminated
Gold Coast		0	0	0	0	12	Agreement Terminated
Gold Coast		0	0	0	0	57	Agreement Terminated
Gympie		0	0	0	0	0	Agreement Terminated
Hervey Bay		0	0	0	0	0	Agreement Terminated
Ipswich		0	0	0	0	5	Agreement Terminated
Ipswich		0	0	0	0	33	Agreement Terminated
Longreach		0	0	0	0	0	Agreement Terminated
Longreach		0	0	0	0	0	Agreement Terminated
Mackay		0	0	0	0	14	Agreement Terminated
Mackay		0	0	0	0	81	Agreement Terminated
Mackay		0	0	0	0	22	Agreement Terminated
Maryborough		0	0	0	0	2	Agreement Terminated
Maryborough		0	0	0	0	12	Agreement Terminated
Moreton		0	0	0	0	0	Agreement Terminated
Mount Isa		0	0	0	0	4	Agreement Terminated
Mount Isa		0	0	0	0	61	Agreement Terminated
Roma		0	0	0	0	51	Agreement Terminated
Roma		0	0	0	0	7	Agreement Terminated
Sunshine Coast		0	0	0	0	266	Agreement Terminated
Gladstone		0	0	0	0	2	Agreement Terminated
Koorlbyn		0	0	0	0	4	Agreement Terminated
Toowoomba		0	0	0	0	4	Agreement Terminated
Toowoomba		0	0	0	0	0	Agreement Terminated
Toowoomba		0	0	0	0	162	Agreement Terminated
Toowoomba		0	0	0	0	109	Agreement Terminated
Toowoomba		0	0	0	0	209	Agreement Terminated
Townsville		0	0	0	0	0	Agreement Terminated
Townsville		0	0	0	0	827	Agreement Terminated
Townsville		0	0	0	0	63	Agreement Terminated
Townsville		0	0	0	0	0	Agreement Terminated
Townsville		0	0	0	0	0	Agreement Terminated
Rockhampton		0	0	0	0	9	Agreement Terminated
Rockhampton		0	0	0	0	30	Agreement Terminated
Rockhampton		0	0	0	0	4	Agreement Terminated

Report Time / Date: 17:28 07-Sep-21

Departure Dates		
QPS District	Today	Tomorrow
Brisbane	207	224
Cairns	0	6
Dalby	0	0
Gold Coast	47	84
Rockhampton	0	0
Townsville	0	0
Mount Isa	0	0



COVID Cohort	Cumulative Total
Air Crew	8210
Maritime	355
SW	161

*Note: these numbers are extracted from the information provided by the hotels in their manifests to the SDCC. Numbers are recorded here to balance daily. It is not a full list of the 'Cohorts' - these can be obtained from the relevant agency.

SW - Seasonal Workers

Departure for Next 7 Days

Status	Occupied
Row Labels	Sum of Occupancy Total
Brisbane	970
6/09/2021	130
7/09/2021	207
8/09/2021	224
9/09/2021	104
10/09/2021	132
11/09/2021	94
12/09/2021	79
Cairns	59
6/09/2021	46
8/09/2021	6
9/09/2021	1
10/09/2021	5
11/09/2021	1
Gold Coast	433
6/09/2021	177
7/09/2021	47
8/09/2021	84
9/09/2021	34
10/09/2021	26
11/09/2021	18
12/09/2021	47
Grand Total	1462

Total Occupancy per Hotel

Row Labels	Sum of Occupancy Total
	4
	2
	102
	12
	2627
	109
	16
	63
	209
	79
	4
	4
	14
	5810
	9
	30
	14197
	43
	1
	47
	162
	4
	57
	26
	942
	5833
	827
	3179
	81
	7545
	8954
	2
	2908
	266
	2
	51
	16
	334
	4229
	7907
	22
	61
	524
	5177
	3928
	1603
	2014
	5
	4
	7
	205
	6032
	10574
	12
	5977
	33
	41
	6752
	11299
	230
	266
Grand Total	121732

SDCC Logistics Dashboard - Accommodation Since 28-Mar-2020

Current Hotels	22
Total Persons Currently Accommodated	2894
Total Persons Departed	119645
Sum of Total Persons Accommodated	122539
	<i>Across ALL Hotels</i>
Total Rooms Currently Occupied	2049
Total Blocked Rooms Currently Available	1124
Total Rooms Currently Booked	3173

Number of persons in Queensland Government Quarantine Accommodation:

Hotels in *Red Text* have a *Partial Block Booking*

QPS District	Approved Hotels	Rooms Booked	Occupied	Rooms Available	Persons Accom.	Persons Departed	Agreed Rooms	Current Engagement
Brisbane		150	53	97	64	2602	150	1-Jul - 31-Jan
Brisbane		148	148	0	148	14049	75	1-Jul - 31-Jan
Brisbane		175	10	165	10	224	175	21-Aug - 21-Sep
Brisbane		129	129	0	128	5705	115	1-Jul - 31-Jan
Brisbane		65	63	2	233	7312	65	1-Jul - 31-Jan
Brisbane		171	171	0	228	8726	160	1-Jul - 31-Jan
Brisbane		79	79	0	87	7858	75	1-Jul - 31-Jan
Brisbane		125	7	118	15	598	125	21-Jul - 31-Jan
Brisbane		75	64	11	72	3865	75	1-Jul - 31-Jan
Brisbane		40	27	13	46	1976	40	1-Jul - 31-Jan
Brisbane		219	219	0	261	5771	104	1-Jul - 31-Jan
Brisbane		237	237	0	292	10394	140	1-Jul - 31-Jan
Brisbane		189	140	49	428	263	189	8-Aug - 31-Jan
Brisbane		180	180	0	203	11098	180	1-Jul - 31-Jan
Cairns		150	36	114	46	5139	150	1-Jul - 31-Jan
Cairns		75	4	71	0	942	75	21-Aug - 21-Sep
Gladstone		31	0	31	0	43	31	1-Jul - 31-Jan
Gold Coast		150	76	74	114	5766	150	1-Jul - 31-Jan
Gold Coast		225	37	188	58	1548	225	23-Aug - 23-Sep
Gold Coast		150	84	66	128	5849	150	1-Jul - 31-Jan
Gold Coast		300	285	15	333	6419	300	16-Aug - 14-Sep
Sunshine Coast		110	0	110	0	338	110	23-Jul - TBA

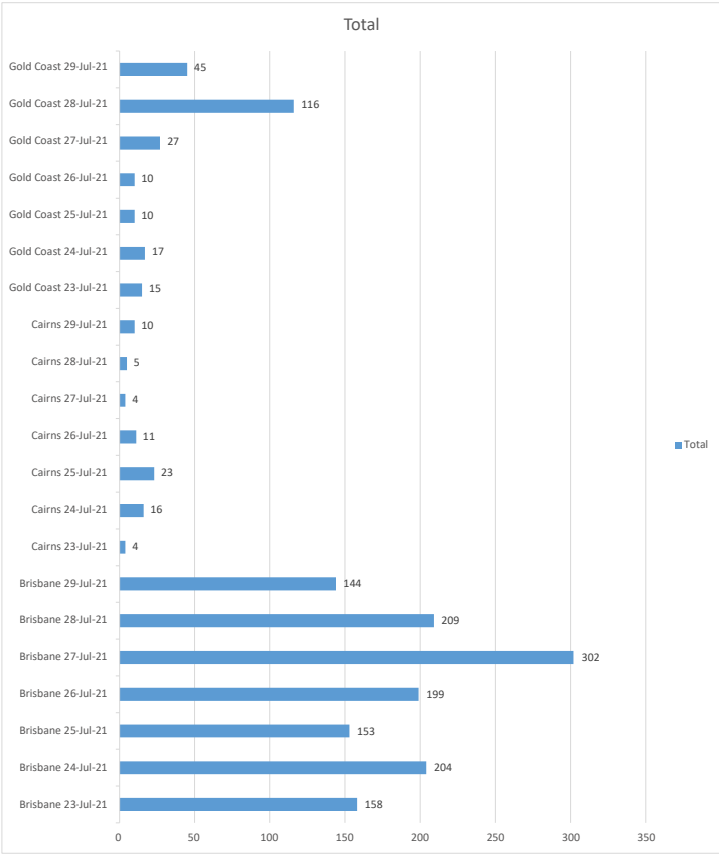
Note: maritime figures below are exclusively to reflect maritime guests. These figures are not recorded in the SDCC manifest and do not reflect non-maritime guests.

QPS District	Approved Hotel	Rooms Occupied Today	Persons Accom. Today	Persons Departing Today
Gladstone		9	9	3

QPS District	No longer in use	Rooms Booked	Occupied	Rooms Available	Persons Accom.	Persons Departed	Current Engagement
Brisbane		0	0	0	0	102	Agreement Terminated
Brisbane		0	0	0	0	0	Agreement Terminated
Brisbane		0	0	0	0	334	Agreement Terminated
Brisbane		0	0	0	0	2	Agreement Terminated
Brisbane		0	0	0	0	2908	Agreement Terminated
Brisbane		0	0	0	0	3179	Agreement Terminated
Brisbane		0	0	0	0	4229	Re-branded as <div></div> from 1/5/2021
Bundaberg		0	0	0	0	41	Agreement Terminated
Cairns		0	0	0	0	1	Agreement Terminated
Cairns		0	0	0	0	4	Agreement Terminated
Cairns		0	0	0	0	205	Agreement Terminated
Cairns		0	0	0	0	16	Agreement Terminated
Gladstone		0	0	0	0	73	Agreement Terminated
Charleville		0	0	0	0	16	Agreement Terminated
Dalby		0	0	0	0	0	Agreement Terminated
Dalby		0	0	0	0	0	Agreement Terminated
Gold Coast		0	0	0	0	12	Agreement Terminated
Gold Coast		0	0	0	0	57	Agreement Terminated
Gympie		0	0	0	0	0	Agreement Terminated
Hervey Bay		0	0	0	0	0	Agreement Terminated
Ipswich		0	0	0	0	5	Agreement Terminated
Ipswich		0	0	0	0	33	Agreement Terminated
Longreach		0	0	0	0	0	Agreement Terminated
Longreach		0	0	0	0	0	Agreement Terminated
Mackay		0	0	0	0	14	Agreement Terminated
Mackay		0	0	0	0	81	Agreement Terminated
Mackay		0	0	0	0	22	Agreement Terminated
Maryborough		0	0	0	0	2	Agreement Terminated
Maryborough		0	0	0	0	12	Agreement Terminated
Moreton		0	0	0	0	0	Agreement Terminated
Mount Isa		0	0	0	0	4	Agreement Terminated
Mount Isa		0	0	0	0	61	Agreement Terminated
Roma		0	0	0	0	51	Agreement Terminated
Roma		0	0	0	0	7	Agreement Terminated
Sunshine Coast		0	0	0	0	266	Agreement Terminated
Gladstone		0	0	0	0	2	Agreement Terminated
Kooralbyn		0	0	0	0	4	Agreement Terminated
Toowoomba		0	0	0	0	4	Agreement Terminated
Toowoomba		0	0	0	0	0	Agreement Terminated
Toowoomba		0	0	0	0	162	Agreement Terminated
Toowoomba		0	0	0	0	109	Agreement Terminated
Toowoomba		0	0	0	0	209	Agreement Terminated
Townsville		0	0	0	0	0	Agreement Terminated
Townsville		0	0	0	0	827	Agreement Terminated
Townsville		0	0	0	0	63	Agreement Terminated
Townsville		0	0	0	0	0	Agreement Terminated
Townsville		0	0	0	0	0	Agreement Terminated
Rockhampton		0	0	0	0	9	Agreement Terminated
Rockhampton		0	0	0	0	30	Agreement Terminated
Rockhampton		0	0	0	0	4	Agreement Terminated

Report Time / Date: 19:07 08-Sep-21

Departure Dates		
QPS District	Today	Tomorrow
Brisbane	223	238
Cairns	6	1
Dalby	0	0
Gold Coast	84	35
Rockhampton	0	0
Townsville	0	0
Mount Isa	0	0



COVID Cohort	Cumulative Total
Air Crew	8210
Maritime	355
SW	161

*Note: these numbers are extracted from the information provided by the hotels in their manifests to the SDCC.

Numbers are recorded here to balance daily. It is not a full list of the 'Cohorts' - these can be obtained from the relevant agency.

SW - Seasonal Workers

Departure for Next 7 Days

Status	Occupied
Row Labels	Sum of Occupancy Total
Brisbane	1099
8/09/2021	223
9/09/2021	238
10/09/2021	149
11/09/2021	95
12/09/2021	81
13/09/2021	258
14/09/2021	55
Cairns	32
8/09/2021	6
9/09/2021	1
10/09/2021	6
11/09/2021	1
13/09/2021	13
14/09/2021	5
Gold Coast	308
8/09/2021	84
9/09/2021	35
10/09/2021	25
11/09/2021	18
12/09/2021	29
13/09/2021	46
14/09/2021	71
Grand Total	1439

Total Occupancy per Hotel

Row Labels	Sum of Occupancy Total
	4
	2
	102
	12
	2666
	109
	16
	63
	209
	4
	4
	14
	5880
	9
	30
	14197
	43
	1
	73
	162
	4
	57
	29
	942
	5833
	827
	3179
	81
	7545
	8954
	2
	2908
	266
	2
	51
	16
	334
	4229
	7945
	338
	22
	61
	613
	5185
	3937
	1606
	2022
	5
	4
	7
	205
	6032
	10686
	12
	5977
	33
	41
	6752
	11301
	234
	691
Grand Total	122539

SDCC Logistics Dashboard - Accommodation Since 28-Mar-2020

Current Hotels	22
Total Persons Currently Accommodated	2483
Total Persons Departed	119758
Sum of Total Persons Accommodated	122241
	<i>Across ALL Hotels</i>
Total Rooms Currently Occupied	1929
Total Blocked Rooms Currently Available	1264
Total Rooms Currently Booked	3193

Number of persons in Queensland Government Quarantine Accommodation:

Hotels in *Red Text* have a *Partial Block Booking*

QPS District	Approved Hotels	Rooms Booked	Occupied	Rooms Available	Persons Accom.	Persons Departed	Agreed Rooms	Current Engagement
Brisbane		150	53	97	64	2602	150	1-Jul - 31-Jan
Brisbane		148	148	0	148	14049	75	1-Jul - 31-Jan
Brisbane		175	10	165	10	224	175	21-Aug - 21-Sep
Brisbane		115	115	0	120	5783	115	1-Jul - 31-Jan
Brisbane		65	63	2	233	7312	65	1-Jul - 31-Jan
Brisbane		171	171	0	228	8726	160	1-Jul - 31-Jan
Brisbane		113	113	0	112	7890	75	1-Jul - 31-Jan
Brisbane		125	7	118	15	598	125	21-Jul - 31-Jan
Brisbane		75	64	11	72	3865	75	1-Jul - 31-Jan
Brisbane		40	27	13	46	1976	40	1-Jul - 31-Jan
Brisbane		219	219	0	261	5771	104	1-Jul - 31-Jan
Brisbane		237	237	0	292	10394	140	1-Jul - 31-Jan
Brisbane		189	0	189	0	266	189	8-Aug - 31-Jan
Brisbane		180	180	0	203	11098	180	1-Jul - 31-Jan
Cairns		150	36	114	46	5139	150	1-Jul - 31-Jan
Cairns		75	4	71	0	942	75	21-Aug - 21-Sep
Gladstone		31	0	31	0	43	31	1-Jul - 31-Jan
Gold Coast		150	76	74	114	5766	150	1-Jul - 31-Jan
Gold Coast		225	37	188	58	1548	225	23-Aug - 23-Sep
Gold Coast		150	84	66	128	5849	150	1-Jul - 31-Jan
Gold Coast		300	285	15	333	6419	300	16-Aug - 14-Sep
Sunshine Coast		110	0	110	0	338	110	23-Jul - TBA

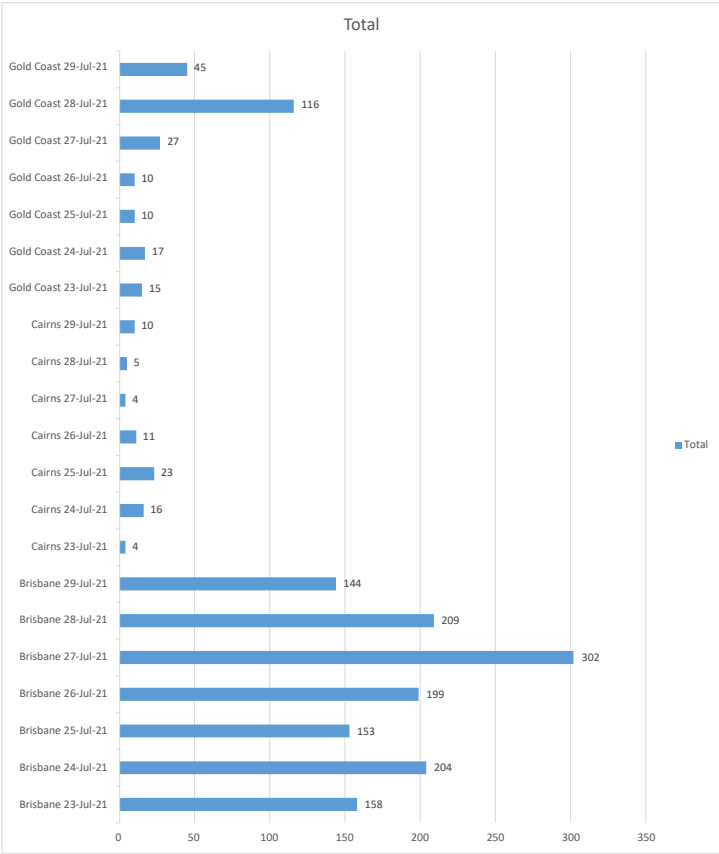
Note: maritime figures below are exclusively to reflect maritime guests. These figures are not recorded in the SDCC manifest and do not reflect non-maritime guests.

QPS District	Approved Hotel	Rooms Occupied Today	Persons Accom. Today	Persons Departing Today
Gladstone		9	9	3

QPS District	No longer in use	Rooms Booked	Occupied	Rooms Available	Persons Accom.	Persons Departed	Current Engagement
Brisbane		0	0	0	0	102	Agreement Terminated
Brisbane		0	0	0	0	0	Agreement Terminated
Brisbane		0	0	0	0	334	Agreement Terminated
Brisbane		0	0	0	0	2	Agreement Terminated
Brisbane		0	0	0	0	2908	Agreement Terminated
Brisbane		0	0	0	0	3179	Agreement Terminated
Brisbane		0	0	0	0	4229	Re-branded as from 1/5/2021
Bundaberg		0	0	0	0	41	Agreement Terminated
Cairns		0	0	0	0	1	Agreement Terminated
Cairns		0	0	0	0	4	Agreement Terminated
Cairns		0	0	0	0	205	Agreement Terminated
Cairns		0	0	0	0	16	Agreement Terminated
Gladstone		0	0	0	0	73	Agreement Terminated
Charleville		0	0	0	0	16	Agreement Terminated
Dalby		0	0	0	0	0	Agreement Terminated
Dalby		0	0	0	0	0	Agreement Terminated
Gold Coast		0	0	0	0	12	Agreement Terminated
Gold Coast		0	0	0	0	57	Agreement Terminated
Gympie		0	0	0	0	0	Agreement Terminated
Hervey Bay		0	0	0	0	0	Agreement Terminated
Ipswich		0	0	0	0	5	Agreement Terminated
Ipswich		0	0	0	0	33	Agreement Terminated
Longreach		0	0	0	0	0	Agreement Terminated
Longreach		0	0	0	0	0	Agreement Terminated
Mackay		0	0	0	0	14	Agreement Terminated
Mackay		0	0	0	0	81	Agreement Terminated
Mackay		0	0	0	0	22	Agreement Terminated
Maryborough		0	0	0	0	2	Agreement Terminated
Maryborough		0	0	0	0	12	Agreement Terminated
Moreton		0	0	0	0	0	Agreement Terminated
Mount Isa		0	0	0	0	4	Agreement Terminated
Mount Isa		0	0	0	0	61	Agreement Terminated
Roma		0	0	0	0	51	Agreement Terminated
Roma		0	0	0	0	7	Agreement Terminated
Sunshine Coast		0	0	0	0	266	Agreement Terminated
Gladstone		0	0	0	0	2	Agreement Terminated
Kooralbyn		0	0	0	0	4	Agreement Terminated
Toowoomba		0	0	0	0	4	Agreement Terminated
Toowoomba		0	0	0	0	0	Agreement Terminated
Toowoomba		0	0	0	0	162	Agreement Terminated
Toowoomba		0	0	0	0	109	Agreement Terminated
Toowoomba		0	0	0	0	209	Agreement Terminated
Townsville		0	0	0	0	0	Agreement Terminated
Townsville		0	0	0	0	827	Agreement Terminated
Townsville		0	0	0	0	63	Agreement Terminated
Townsville		0	0	0	0	0	Agreement Terminated
Townsville		0	0	0	0	0	Agreement Terminated
Rockhampton		0	0	0	0	9	Agreement Terminated
Rockhampton		0	0	0	0	30	Agreement Terminated
Rockhampton		0	0	0	0	4	Agreement Terminated

Report Time / Date: 19:17 09-Sep-21

Departure Dates		
QPS District	Today	Tomorrow
Brisbane	96	152
Cairns	1	6
Dalby	0	0
Gold Coast	35	25
Rockhampton	0	0
Townsville	0	0
Mount Isa	0	0



COVID Cohort	Cumulative Total
Air Crew	8210
Maritime	355
SW	161

*Note: these numbers are extracted from the information provided by the hotels in their manifests to the SDCC. Numbers are recorded here to balance daily. It is not a full list of the 'Cohorts' - these can be obtained from the relevant agency.

SW - Seasonal Workers

Departure for Next 7 Days

Status	Occupied
Row Labels	Sum of Occupancy Total
Brisbane	658
9/09/2021	96
10/09/2021	152
11/09/2021	100
12/09/2021	91
13/09/2021	76
14/09/2021	59
15/09/2021	84
Cairns	31
9/09/2021	1
10/09/2021	6
11/09/2021	1
13/09/2021	13
14/09/2021	5
15/09/2021	5
Gold Coast	316
9/09/2021	35
10/09/2021	25
11/09/2021	18
12/09/2021	29
13/09/2021	46
14/09/2021	71
15/09/2021	92
Grand Total	1005

Total Occupancy per Hotel

Row Labels	Sum of Occupancy Total
	4
	2
	102
	12
	2666
	109
	16
	63
	209
	4
	4
	14
	5880
	9
	30
	14197
	43
	1
	73
	162
	4
	57
	942
	5903
	827
	3179
	81
	7545
	8954
	2
	2908
	266
	2
	51
	16
	334
	4229
	8002
	338
	22
	61
	613
	5185
	3937
	1606
	2022
	5
	4
	7
	205
	6032
	10686
	12
	5977
	33
	41
	6752
	11301
	234
	266
Grand Total	122241