

SDCC Logistics Dashboard - Accommodation Since 28-Mar-2020

Current Hotels	15
Total Persons Currently Accommodated	3097
Total Persons Departed	98420
Sum of Total Persons Accommodated	101517
Total Rooms Currently Occupied	2421
Total Blocked Rooms Currently Available	104
Total Rooms Currently Booked	2525

Number of persons in Queensland Government Quarantine Accommodation:

Hotels in Red Text have a Partial Block Booking

QPS District	Approved Hotels	Rooms Booked	Occupied	Rooms Available	Persons Accom.	Persons Departed	Agreed Rooms	Current Engagement
Brisbane		278	278	0	334	926	150	1-Jul - 31-Jan
Brisbane		127	127	0	127	11395	75	1-Jul - 31-Jan
Brisbane		178	178	0	177	4246	115	1-Jul - 31-Jan
Brisbane		81	81	0	317	5760	65	1-Jul - 31-Jan
Brisbane		246	246	0	296	7194	160	1-Jul - 31-Jan
Brisbane		104	104	0	131	6636	75	1-Jul - 31-Jan
Brisbane		117	117	0	126	3118	75	1-Jul - 31-Jan
Brisbane		45	45	0	93	1431	40	1-Jul - 31-Jan
Brisbane		204	204	0	227	4737	104	1-Jul - 31-Jan
Brisbane		252	252	0	300	8888	140	1-Jul - 31-Jan
Brisbane		257	257	0	306	9566	180	1-Jul - 31-Jan
Cairns		150	75	75	89	4026	150	1-Jul - 31-Jan
Gladstone		31	2	29	2	21	31	1-Jul - 31-Jan
Gold Coast		201	201	0	218	4273	150	1-Jul - 31-Jan
Gold Coast		254	254	0	354	4217	150	1-Jul - 31-Jan

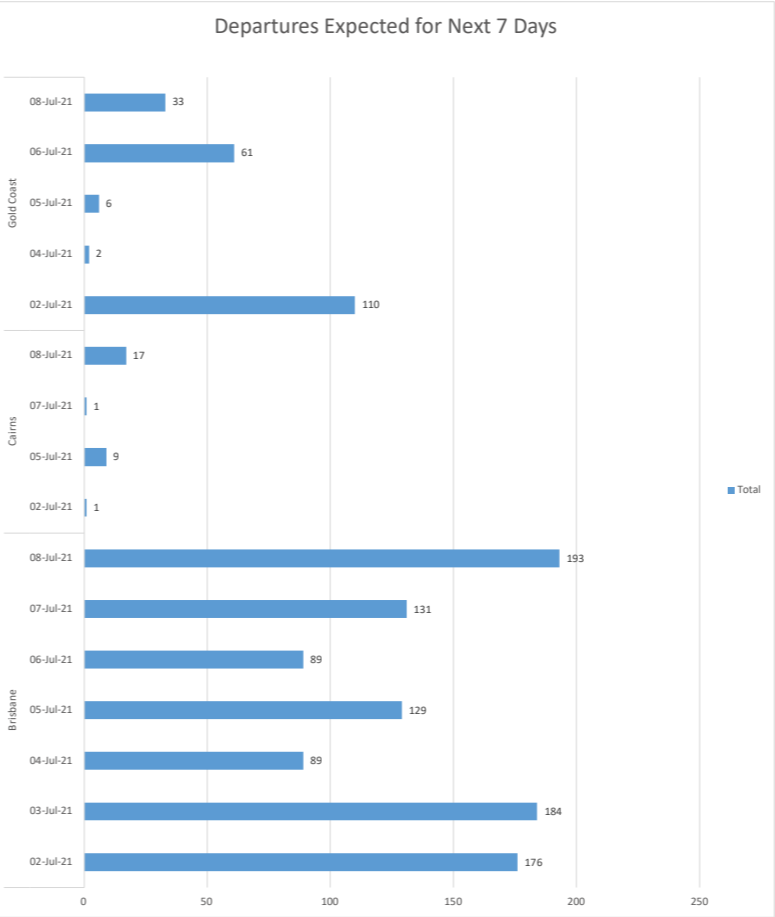
Note: maritime figures below are exclusively to reflect maritime guests. These figures are not recorded in the SDCC manifest and do not reflect non-maritime guests.

QPS District	Approved Hotel	Rooms Occupied Today	Persons Accom. Today	Persons Departing Today
Gladstone		3	3	4

QPS District	No longer in use	Rooms Booked	Occupied	Rooms Available	Persons Accom.	Persons Departed	Current Engagement
Brisbane		0	0	0	0	102	Agreement Terminated
Brisbane		0	0	0	0	0	Agreement Terminated
Brisbane		0	0	0	0	334	Agreement Terminated
Brisbane		0	0	0	0	345	Agreement Terminated
Brisbane		0	0	0	0	2	Agreement Terminated
Brisbane		0	0	0	0	2908	Agreement Terminated
Brisbane		0	0	0	0	3179	Agreement Terminated
Brisbane		0	0	0	0	4229	Re-branded as from 1/5/2021
Bundaberg		0	0	0	0	41	Agreement Terminated
Cairns		0	0	0	0	1	Agreement Terminated
Cairns		0	0	0	0	4	Agreement Terminated
Cairns		0	0	0	0	205	Agreement Terminated
Cairns		0	0	0	0	16	Agreement Terminated
Cairns		0	0	0	0	868	Agreement Terminated
Gladstone		0	0	0	0	73	Agreement Terminated
Charleville		0	0	0	0	16	Agreement Terminated
Dalby		0	0	0	0	0	Agreement Terminated
Dalby		0	0	0	0	0	Agreement Terminated
Gold Coast		0	0	0	0	12	Agreement Terminated
Gold Coast		0	0	0	0	57	Agreement Terminated
Gold Coast		0	0	0	0	1312	Agreement Terminated
Gold Coast		0	0	0	0	6057	Agreement Terminated
Gympie		0	0	0	0	0	Agreement Terminated
Hervey Bay		0	0	0	0	0	Agreement Terminated
Ipswich		0	0	0	0	5	Agreement Terminated
Ipswich		0	0	0	0	33	Agreement Terminated
Longreach		0	0	0	0	0	Agreement Terminated
Longreach		0	0	0	0	0	Agreement Terminated
Mackay		0	0	0	0	14	Agreement Terminated
Mackay		0	0	0	0	81	Agreement Terminated
Mackay		0	0	0	0	22	Agreement Terminated
Maryborough		0	0	0	0	2	Agreement Terminated
Maryborough		0	0	0	0	12	Agreement Terminated
Moreton		0	0	0	0	0	Agreement Terminated
Mount Isa		0	0	0	0	4	Agreement Terminated
Mount Isa		0	0	0	0	61	Agreement Terminated
Roma		0	0	0	0	51	Agreement Terminated
Roma		0	0	0	0	7	Agreement Terminated
Sunshine Coast		0	0	0	0	244	Agreement Terminated
Sunshine Coast		0	0	0	0	266	Agreement Terminated
Gladstone		0	0	0	0	2	Agreement Terminated
Koorlbryn		0	0	0	0	4	Agreement Terminated
Toowoomba		0	0	0	0	4	Agreement Terminated
Toowoomba		0	0	0	0	0	Agreement Terminated
Toowoomba		0	0	0	0	162	Agreement Terminated
Toowoomba		0	0	0	0	109	Agreement Terminated
Toowoomba		0	0	0	0	209	Agreement Terminated
Townsville		0	0	0	0	0	Agreement Terminated
Townsville		0	0	0	0	827	Agreement Terminated
Townsville		0	0	0	0	63	Agreement Terminated
Townsville		0	0	0	0	0	Agreement Terminated
Townsville		0	0	0	0	0	Agreement Terminated
Rockhampton		0	0	0	0	9	Agreement Terminated
Rockhampton		0	0	0	0	30	Agreement Terminated
Rockhampton		0	0	0	0	4	Agreement Terminated

Report Time / Date: 2:46 01-Jul-21

Departure Dates		
QPS District	Today	Tomorrow
Brisbane	129	176
Cairns	0	1
Dalby	0	0
Gold Coast	0	110
Rockhampton	0	0
Townsville	0	0
Mount Isa	0	0



COVID Cohort	Cumulative Total
Air Crew	7107
Maritime	319
SW	160

\*Note: these numbers are extracted from the information provided by the hotels in their manifests to the SDCC. Numbers are recorded here to balance daily. It is not a full list of the 'Cohorts' - these can be obtained from the relevant agency.

SW - Seasonal Workers

Departure for Next 7 Days

Status	Occupied
Row Labels	Sum of Occupancy Total
Brisbane	991
02-Jul-21	176
03-Jul-21	184
04-Jul-21	89
05-Jul-21	129
06-Jul-21	89
07-Jul-21	131
08-Jul-21	193
Cairns	28
02-Jul-21	1
05-Jul-21	9
07-Jul-21	1
08-Jul-21	17
Gold Coast	212
02-Jul-21	110
04-Jul-21	2
05-Jul-21	6
06-Jul-21	61
08-Jul-21	33
Grand Total	1231

Total Occupancy per Hotel

Row Labels	Sum of Occupancy Total
	102
	4
	2
	12
	1260
	109
	16
	63
	209
	4
	193
	4
	14
	4491
	9
	30
	11522
	23
	1
	73
	2
	162
	4
	57
	868
	4423
	827
	3179
	81
	6077
	7490
	2
	2
	51
	16
	334
	4229
	6767
	244
	22
	61
	345
	4115
	3244
	1312
	1524
	5
	4
	7
	205
	4964
	9188
	12
	4571
	33
	41
	6057
	9872
Grand Total	101517

SDCC Logistics Dashboard - Accommodation Since 28-Mar-2020

Current Hotels	15
Total Persons Currently Accommodated	3115
Total Persons Departed	98987
Sum of Total Persons Accommodated	102102
Total Rooms Currently Occupied	2390
Total Blocked Rooms Currently Available	63
Total Rooms Currently Booked	2453

Number of persons in Queensland Government Quarantine Accommodation:

Hotels in Red Text have a Partial Block Booking

QPS District	Approved Hotels	Rooms Booked	Occupied	Rooms Available	Persons Accom.	Persons Departed	Agreed Rooms	Current Engagement
Brisbane		266	266	0	315	1035	150	1-Jul - 31-Jan
Brisbane		127	127	0	127	11395	75	1-Jul - 31-Jan
Brisbane		180	180	0	179	4302	115	1-Jul - 31-Jan
Brisbane		82	82	0	318	5764	65	1-Jul - 31-Jan
Brisbane		248	248	0	298	7204	160	1-Jul - 31-Jan
Brisbane		113	113	0	125	6660	75	1-Jul - 31-Jan
Brisbane		120	120	0	147	3159	75	1-Jul - 31-Jan
Brisbane		48	48	0	103	1440	40	1-Jul - 31-Jan
Brisbane		204	204	0	227	4737	104	1-Jul - 31-Jan
Brisbane		244	244	0	296	8948	140	1-Jul - 31-Jan
Brisbane		180	172	8	225	9803	180	1-Jul - 31-Jan
Cairns		150	123	27	160	4040	150	1-Jul - 31-Jan
Gladstone		31	3	28	5	21	31	1-Jul - 31-Jan
Gold Coast		209	209	0	239	4273	150	1-Jul - 31-Jan
Gold Coast		251	251	0	351	4220	150	1-Jul - 31-Jan

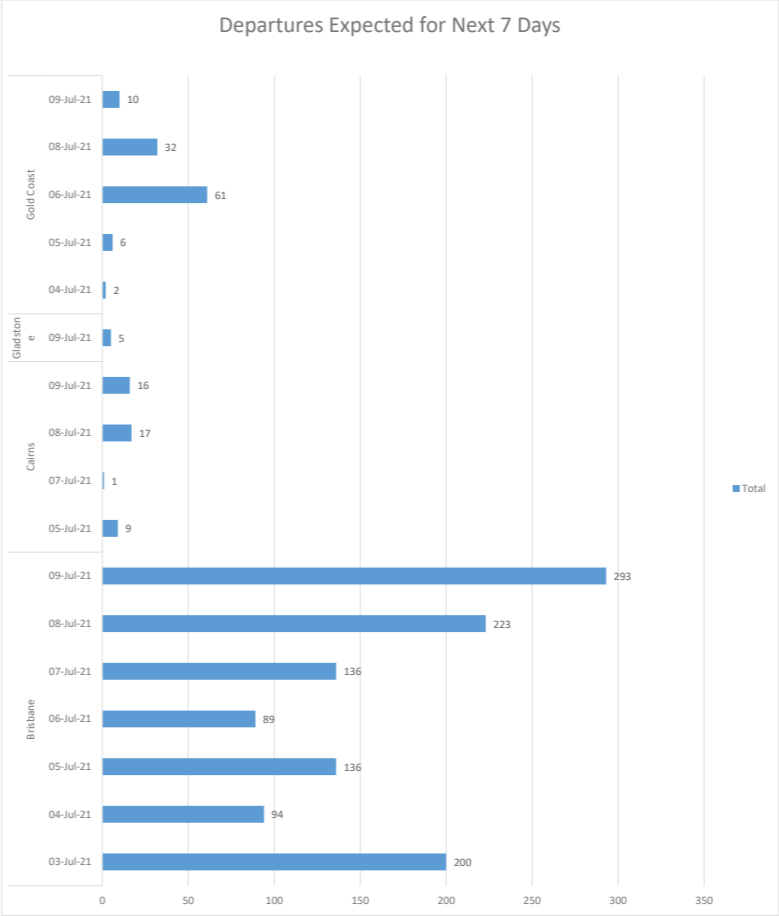
Note: maritime figures below are exclusively to reflect maritime guests. These figures are not recorded in the SDCC manifest and do not reflect non-maritime guests.

QPS District	Approved Hotel	Rooms Occupied Today	Persons Accom. Today	Persons Departing Today
Gladstone		9	9	1

QPS District	No longer in use	Rooms Booked	Occupied	Rooms Available	Persons Accom.	Persons Departed	Current Engagement
Brisbane		0	0	0	0	102	Agreement Terminated
Brisbane		0	0	0	0	0	Agreement Terminated
Brisbane		0	0	0	0	334	Agreement Terminated
Brisbane		0	0	0	0	345	Agreement Terminated
Brisbane		0	0	0	0	2	Agreement Terminated
Brisbane		0	0	0	0	2908	Agreement Terminated
Brisbane		0	0	0	0	3179	Agreement Terminated
Brisbane		0	0	0	0	4229	Re-branded as from 1/5/2021
Bundaberg		0	0	0	0	41	Agreement Terminated
Cairns		0	0	0	0	1	Agreement Terminated
Cairns		0	0	0	0	4	Agreement Terminated
Cairns		0	0	0	0	205	Agreement Terminated
Cairns		0	0	0	0	16	Agreement Terminated
Cairns		0	0	0	0	868	Agreement Terminated
Gladstone		0	0	0	0	73	Agreement Terminated
Charleville		0	0	0	0	16	Agreement Terminated
Dalby		0	0	0	0	0	Agreement Terminated
Dalby		0	0	0	0	0	Agreement Terminated
Gold Coast		0	0	0	0	12	Agreement Terminated
Gold Coast		0	0	0	0	57	Agreement Terminated
Gold Coast		0	0	0	0	1312	Agreement Terminated
Gold Coast		0	0	0	0	6057	Agreement Terminated
Gympie		0	0	0	0	0	Agreement Terminated
Hervey Bay		0	0	0	0	0	Agreement Terminated
Ipswich		0	0	0	0	5	Agreement Terminated
Ipswich		0	0	0	0	33	Agreement Terminated
Longreach		0	0	0	0	0	Agreement Terminated
Longreach		0	0	0	0	0	Agreement Terminated
Mackay		0	0	0	0	14	Agreement Terminated
Mackay		0	0	0	0	81	Agreement Terminated
Mackay		0	0	0	0	22	Agreement Terminated
Maryborough		0	0	0	0	2	Agreement Terminated
Maryborough		0	0	0	0	12	Agreement Terminated
Moreton		0	0	0	0	0	Agreement Terminated
Mount Isa		0	0	0	0	4	Agreement Terminated
Mount Isa		0	0	0	0	61	Agreement Terminated
Roma		0	0	0	0	51	Agreement Terminated
Roma		0	0	0	0	7	Agreement Terminated
Sunshine Coast		0	0	0	0	244	Agreement Terminated
Sunshine Coast		0	0	0	0	266	Agreement Terminated
Gladstone		0	0	0	0	2	Agreement Terminated
Kooralbyn		0	0	0	0	4	Agreement Terminated
Toowoomba		0	0	0	0	4	Agreement Terminated
Toowoomba		0	0	0	0	0	Agreement Terminated
Toowoomba		0	0	0	0	162	Agreement Terminated
Toowoomba		0	0	0	0	109	Agreement Terminated
Toowoomba		0	0	0	0	209	Agreement Terminated
Townsville		0	0	0	0	0	Agreement Terminated
Townsville		0	0	0	0	827	Agreement Terminated
Townsville		0	0	0	0	63	Agreement Terminated
Townsville		0	0	0	0	0	Agreement Terminated
Townsville		0	0	0	0	0	Agreement Terminated
Rockhampton		0	0	0	0	9	Agreement Terminated
Rockhampton		0	0	0	0	30	Agreement Terminated
Rockhampton		0	0	0	0	4	Agreement Terminated

Report Time / Date: 20:04 02-Jul-21

Departure Dates		
QPS District	Today	Tomorrow
Brisbane	104	200
Cairns	1	0
Dalby	0	0
Gold Coast	110	0
Rockhampton	0	0
Townsville	0	0
Mount Isa	0	0



COVID Cohort	Cumulative Total
Air Crew	7112
Maritime	319
SW	160

\*Note: these numbers are extracted from the information provided by the hotels in their manifests to the SDCC.

Numbers are recorded here to balance daily. It is not a full list of the 'Cohorts' - these can be obtained from the relevant agency.

SW - Seasonal Workers

Departure for Next 7 Days

Status	Occupied
Row Labels	Sum of Occupancy Total
Brisbane	1171
03-Jul-21	200
04-Jul-21	94
05-Jul-21	136
06-Jul-21	89
07-Jul-21	136
08-Jul-21	223
09-Jul-21	293
Cairns	43
05-Jul-21	9
07-Jul-21	1
08-Jul-21	17
09-Jul-21	16
Gladstone	5
09-Jul-21	5
Gold Coast	111
04-Jul-21	2
05-Jul-21	6
06-Jul-21	61
08-Jul-21	32
09-Jul-21	10
Grand Total	1330

Total Occupancy per Hotel

Row Labels	Sum of Occupancy Total
	102
	4
	2
	12
	1350
	109
	16
	63
	209
	4
	4
	14
	4512
	9
	1
	30
	11522
	26
	5
	1
	73
	162
	4
	57
	868
	4481
	827
	3179
	81
	6082
	7502
	2
	2908
	266
	2
	51
	16
	334
	4229
	6785
	244
	22
	61
	345
	4200
	3306
	1312
	1543
	5
	4
	7
	205
	4964
	9244
	12
	4571
	33
	41
	6057
	10028
Grand Total	102102

SDCC Logistics Dashboard - Accommodation Since 28-Mar-2020

Current Hotels	15
Total Persons Currently Accommodated	3262
Total Persons Departed	99240
Sum of Total Persons Accommodated	102502
Total Rooms Currently Occupied	2490
Total Blocked Rooms Currently Available	31
Total Rooms Currently Booked	2521

Number of persons in Queensland Government Quarantine Accommodation:

Hotels in Red Text have a Partial Block Booking

QPS District	Approved Hotels	Rooms Booked	Occupied	Rooms Available	Persons Accom.	Persons Departed	Agreed Rooms	Current Engagement
Brisbane		266	266	0	315	1035	150	1-Jul - 31-Jan
Brisbane		128	128	0	129	11521	75	1-Jul - 31-Jan
Brisbane		180	180	0	179	4302	115	1-Jul - 31-Jan
Brisbane		82	82	0	318	5764	65	1-Jul - 31-Jan
Brisbane		248	248	0	298	7204	160	1-Jul - 31-Jan
Brisbane		109	109	0	127	6666	75	1-Jul - 31-Jan
Brisbane		120	120	0	147	3159	75	1-Jul - 31-Jan
Brisbane		47	47	0	99	1453	40	1-Jul - 31-Jan
Brisbane		208	208	0	233	4750	104	1-Jul - 31-Jan
Brisbane		241	241	0	299	8978	140	1-Jul - 31-Jan
Brisbane		288	288	0	369	9810	180	1-Jul - 31-Jan
Cairns		150	147	3	199	4053	150	1-Jul - 31-Jan
Gladstone		31	3	28	5	21	31	1-Jul - 31-Jan
Gold Coast		209	209	0	239	4273	150	1-Jul - 31-Jan
Gold Coast		214	214	0	306	4265	150	1-Jul - 31-Jan

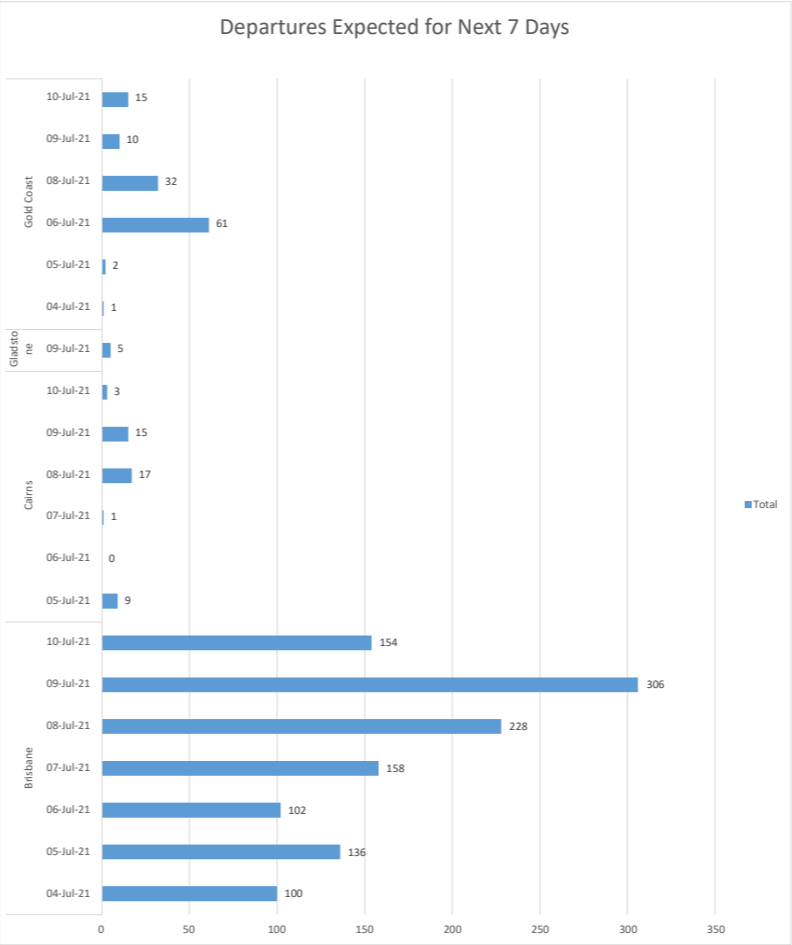
Note: maritime figures below are exclusively to reflect maritime guests. These figures are not recorded in the SDCC manifest and do not reflect non-maritime guests.

QPS District	Approved Hotel	Rooms Occupied Today	Persons Accom. Today	Persons Departing Today
Gladstone		9	9	1

QPS District	No longer in use	Rooms Booked	Occupied	Rooms Available	Persons Accom.	Persons Departed	Current Engagement
Brisbane		0	0	0	0	102	Agreement Terminated
Brisbane		0	0	0	0	0	Agreement Terminated
Brisbane		0	0	0	0	334	Agreement Terminated
Brisbane		0	0	0	0	345	Agreement Terminated
Brisbane		0	0	0	0	2	Agreement Terminated
Brisbane		0	0	0	0	2908	Agreement Terminated
Brisbane		0	0	0	0	3179	Agreement Terminated
Brisbane		0	0	0	0	4229	Re-branded as from 1/5/2021
Bundaberg		0	0	0	0	41	Agreement Terminated
Cairns		0	0	0	0	1	Agreement Terminated
Cairns		0	0	0	0	4	Agreement Terminated
Cairns		0	0	0	0	205	Agreement Terminated
Cairns		0	0	0	0	16	Agreement Terminated
Cairns		0	0	0	0	868	Agreement Terminated
Gladstone		0	0	0	0	73	Agreement Terminated
Charleville		0	0	0	0	16	Agreement Terminated
Dalby		0	0	0	0	0	Agreement Terminated
Dalby		0	0	0	0	0	Agreement Terminated
Gold Coast		0	0	0	0	12	Agreement Terminated
Gold Coast		0	0	0	0	57	Agreement Terminated
Gold Coast		0	0	0	0	1312	Agreement Terminated
Gold Coast		0	0	0	0	6057	Agreement Terminated
Gympie		0	0	0	0	0	Agreement Terminated
Hervey Bay		0	0	0	0	0	Agreement Terminated
Ipswich		0	0	0	0	5	Agreement Terminated
Ipswich		0	0	0	0	33	Agreement Terminated
Longreach		0	0	0	0	0	Agreement Terminated
Longreach		0	0	0	0	0	Agreement Terminated
Mackay		0	0	0	0	14	Agreement Terminated
Mackay		0	0	0	0	81	Agreement Terminated
Mackay		0	0	0	0	22	Agreement Terminated
Maryborough		0	0	0	0	2	Agreement Terminated
Maryborough		0	0	0	0	12	Agreement Terminated
Moreton		0	0	0	0	0	Agreement Terminated
Mount Isa		0	0	0	0	4	Agreement Terminated
Mount Isa		0	0	0	0	61	Agreement Terminated
Roma		0	0	0	0	51	Agreement Terminated
Roma		0	0	0	0	7	Agreement Terminated
Sunshine Coast		0	0	0	0	244	Agreement Terminated
Sunshine Coast		0	0	0	0	266	Agreement Terminated
Gladstone		0	0	0	0	2	Agreement Terminated
Kooralbyn		0	0	0	0	4	Agreement Terminated
Toowoomba		0	0	0	0	4	Agreement Terminated
Toowoomba		0	0	0	0	0	Agreement Terminated
Toowoomba		0	0	0	0	162	Agreement Terminated
Toowoomba		0	0	0	0	109	Agreement Terminated
Toowoomba		0	0	0	0	209	Agreement Terminated
Townsville		0	0	0	0	0	Agreement Terminated
Townsville		0	0	0	0	827	Agreement Terminated
Townsville		0	0	0	0	63	Agreement Terminated
Townsville		0	0	0	0	0	Agreement Terminated
Townsville		0	0	0	0	0	Agreement Terminated
Rockhampton		0	0	0	0	9	Agreement Terminated
Rockhampton		0	0	0	0	30	Agreement Terminated
Rockhampton		0	0	0	0	4	Agreement Terminated

Report Time / Date: 19:18 03-Jul-21

Departure Dates		
QPS District	Today	Tomorrow
Brisbane	161	100
Cairns	0	0
Dalby	0	0
Gold Coast	0	1
Rockhampton	0	0
Townsville	0	0
Mount Isa	0	0



COVID Cohort	Cumulative Total
Air Crew	7228
Maritime	319
SW	160

\*Note: these numbers are extracted from the information provided by the hotels in their manifests to the SDCC.

Numbers are recorded here to balance daily. It is not a full list of the 'Cohorts' - these can be obtained from the relevant agency.

SW - Seasonal Workers

Departure for Next 7

Status	Occupied
--------	----------

Row Labels	Sum of Occupancy Total
Brisbane	1184
#####	100
#####	136
#####	102
#####	158
#####	228
#####	306
#####	154
Cairns	45
#####	9
#####	0
#####	1
#####	17
#####	15
#####	3
Gladstone	5
#####	5
Gold Coast	121
#####	1
#####	2
#####	61
#####	32
#####	10
#####	15
Grand Total	1355

Total Occupancy per Hotel

Row Labels	Sum of Occupancy Total
	102
	4
	2
	12
	1350
	109
	16
	63
	209
	4
	4
	14
	4512
	9
	30
	11650
	26
	1
	73
	162
	4
	57
	2
	868
	4481
	827
	3179
	81
	6082
	7502
	2
	2908
	266
	2
	51
	16
	334
	4229
	6793
	244
	22
	61
	345
	4252
	3306
	1312
	1552
	5
	4
	7
	205
	4983
	9277
	12
	4571
	33
	41
	6057
	10179
Grand Total	102502

## SDCC Logistics Dashboard - Accommodation Since 28-Mar-2020

<b>Current Hotels</b>	15	<i>Across ALL Hotels</i>
Total Persons Currently Accommodated	3122	
Total Persons Departed	99713	
Sum of Total Persons Accommodated	102835	
Total Rooms Currently Occupied	2383	
Total Blocked Rooms Currently Available	48	
Total Rooms Currently Booked	2431	

**Number of persons in Queensland Government Quarantine Accommodation:**

Hotels in **Red** Text have a **Partial Block Booking**

QPS District	Approved Hotels	Rooms Booked	Occupied	Rooms Available	Persons Accom.	Persons Departed	Agreed Rooms	Current Engagement
Brisbane		277	277	0	336	1056	150	1-Jul - 31-Jan
Brisbane		110	110	0	111	11539	75	1-Jul - 31-Jan
Brisbane		158	158	0	158	4370	115	1-Jul - 31-Jan
Brisbane		71	71	0	273	5825	65	1-Jul - 31-Jan
Brisbane		238	238	0	286	7260	160	1-Jul - 31-Jan
Brisbane		79	79	0	100	6693	75	1-Jul - 31-Jan
Brisbane		104	104	0	118	3197	75	1-Jul - 31-Jan
Brisbane		40	40	0	88	1480	40	1-Jul - 31-Jan
Brisbane		189	189	0	215	4797	104	1-Jul - 31-Jan
Brisbane		262	262	0	327	8982	140	1-Jul - 31-Jan
Brisbane		288	288	0	369	9810	180	1-Jul - 31-Jan
Cairns		150	130	20	173	4088	150	1-Jul - 31-Jan
Gladstone		31	3	28	5	21	31	1-Jul - 31-Jan
Gold Coast		214	214	0	247	4343	150	1-Jul - 31-Jan
Gold Coast		220	220	0	316	4266	150	1-Jul - 31-Jan

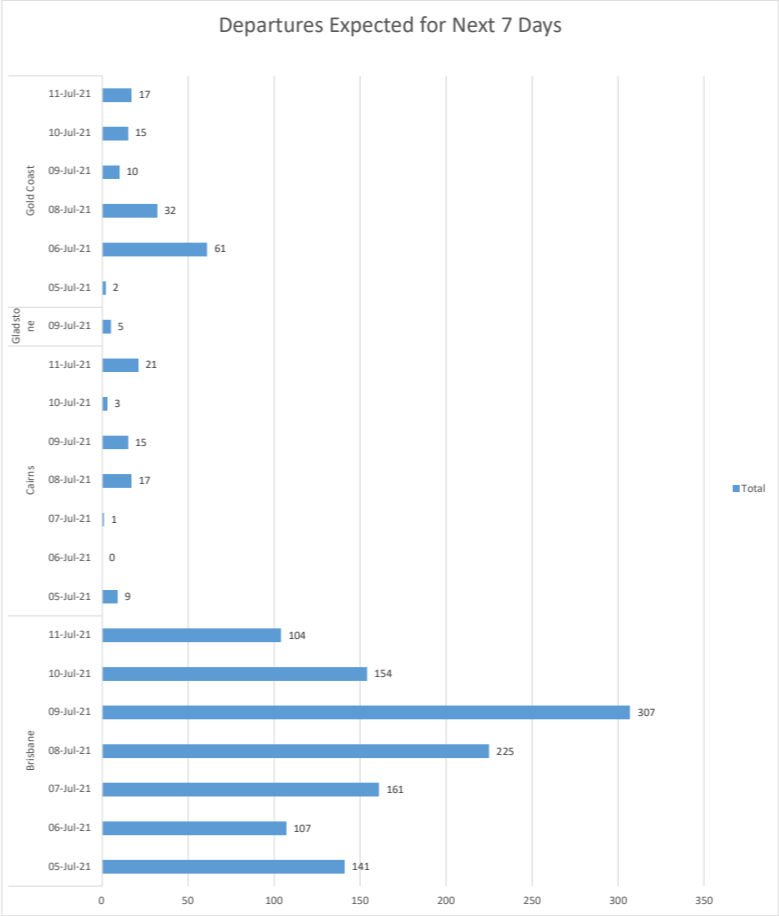
**Note:** maritime figures below are exclusively to reflect maritime guests. These figures are not recorded in the SDCC manifest and do not reflect non-maritime guests.

QPS District	Approved Hotel	Rooms Occupied Today	Persons Accom. Today	Persons Departing Today
Gladstone		9	9	1

QPS District	No longer in use	Rooms Booked	Occupied	Rooms Available	Persons Accom.	Persons Departed	Current Engagement
Brisbane		0	0	0	0	102	Agreement Terminated
Brisbane		0	0	0	0	0	Agreement Terminated
Brisbane		0	0	0	0	334	Agreement Terminated
Brisbane		0	0	0	0	345	Agreement Terminated
Brisbane		0	0	0	0	2	Agreement Terminated
Brisbane		0	0	0	0	2908	Agreement Terminated
Brisbane		0	0	0	0	3179	Agreement Terminated
Brisbane		0	0	0	0	4229	Re-branded as from 1/5/2021
Bundaberg		0	0	0	0	41	Agreement Terminated
Cairns		0	0	0	0	1	Agreement Terminated
Cairns		0	0	0	0	4	Agreement Terminated
Cairns		0	0	0	0	205	Agreement Terminated
Cairns		0	0	0	0	16	Agreement Terminated
Cairns		0	0	0	0	868	Agreement Terminated
Gladstone		0	0	0	0	73	Agreement Terminated
Charleville		0	0	0	0	16	Agreement Terminated
Dalby		0	0	0	0	0	Agreement Terminated
Dalby		0	0	0	0	0	Agreement Terminated
Gold Coast		0	0	0	0	12	Agreement Terminated
Gold Coast		0	0	0	0	57	Agreement Terminated
Gold Coast		0	0	0	0	1312	Agreement Terminated
Gold Coast		0	0	0	0	6057	Agreement Terminated
Gympie		0	0	0	0	0	Agreement Terminated
Hervey Bay		0	0	0	0	0	Agreement Terminated
Ipswich		0	0	0	0	5	Agreement Terminated
Ipswich		0	0	0	0	33	Agreement Terminated
Longreach		0	0	0	0	0	Agreement Terminated
Longreach		0	0	0	0	0	Agreement Terminated
Mackay		0	0	0	0	14	Agreement Terminated
Mackay		0	0	0	0	81	Agreement Terminated
Mackay		0	0	0	0	22	Agreement Terminated
Maryborough		0	0	0	0	2	Agreement Terminated
Maryborough		0	0	0	0	12	Agreement Terminated
Moreton		0	0	0	0	0	Agreement Terminated
Mount Isa		0	0	0	0	4	Agreement Terminated
Mount Isa		0	0	0	0	61	Agreement Terminated
Roma		0	0	0	0	51	Agreement Terminated
Roma		0	0	0	0	7	Agreement Terminated
Sunshine Coast		0	0	0	0	244	Agreement Terminated
Sunshine Coast		0	0	0	0	266	Agreement Terminated
Gladstone		0	0	0	0	2	Agreement Terminated
Kooralbyn		0	0	0	0	4	Agreement Terminated
Toowoomba		0	0	0	0	4	Agreement Terminated
Toowoomba		0	0	0	0	0	Agreement Terminated
Toowoomba		0	0	0	0	162	Agreement Terminated
Toowoomba		0	0	0	0	109	Agreement Terminated
Toowoomba		0	0	0	0	209	Agreement Terminated
Townsville		0	0	0	0	0	Agreement Terminated
Townsville		0	0	0	0	827	Agreement Terminated
Townsville		0	0	0	0	63	Agreement Terminated
Townsville	0	0	0	0	0	Agreement Terminated	
Townsville	0	0	0	0	0	Agreement Terminated	
Rockhampton	0	0	0	0	9	Agreement Terminated	
Rockhampton	0	0	0	0	30	Agreement Terminated	
Rockhampton	0	0	0	0	4	Agreement Terminated	

Report Time / Date: 19:47 04-Jul-21

Departure Dates			
QPS District		Today	Tomorrow
Brisbane		54	141
Cairns		1	9
Dalby		0	0
Gold Coast		0	2
Rockhampton		0	0
Townsville		0	0
Mount Isa		0	0



COVID Cohort	Cumulative Total
Air Crew	7228
Maritime	319
SW	160

**\*Note:** these numbers are extracted from the information provided by the hotels in their manifests to the SDCC.

Numbers are recorded here to balance daily. It is not a full list of the 'Cohorts' - these can be obtained from the relevant agency.

SW - Seasonal Workers

### Departure for Next 7 Days

### Total Occupancy per Hotel

Row Labels		Sum of Occupancy Total
Status	Occupied	102
		4
		2
		12
		1392
		109
		16
		63
		209
		4
		4
		14
		4590
		9
		30
		11650
		26
		1
		73
		162
		4
		57
		868
		4528
		827
		3179
		81
		6098
		7546
		2
		2908
		266
		2
		51
		16
		334
		4229
		6793
		244
		22
		61
		345
		4261
		3315
		1312
		1568
		5
		4
		7
		205
		5012
		9309
		12
		4582
		33
		41
		6057
		10179
Grand Total		102830

## SDCC Logistics Dashboard - Accommodation Since 28-Mar-2020

Report Time / Date: 18:52 06-Jul-21

Current Hotels	15
Total Persons Currently Accommodated	3085
Total Persons Departed	99855
Sum of Total Persons Accommodated	102940
Total Rooms Currently Occupied	2337
Total Blocked Rooms Currently Available	56
Total Rooms Currently Booked	2393

Across ALL  
Hotels

Number of persons in Queensland Government Quarantine Accommodation:

Hotels in Red Text have a Partial Block Booking

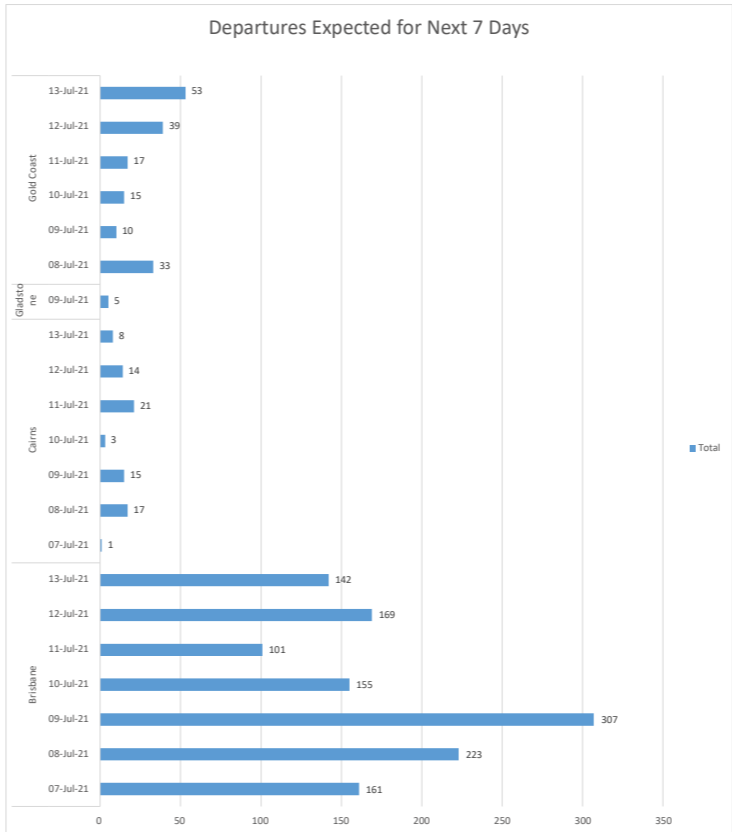
QPS District	Approved Hotels	Rooms Booked	Occupied	Rooms Available	Persons Accom.	Persons Departed	Agreed Rooms	Current Engagement
Brisbane		252	252	0	306	1111	150	1-Jul - 31-Jan
Brisbane		110	110	0	111	11539	75	1-Jul - 31-Jan
Brisbane		158	158	0	158	4370	115	1-Jul - 31-Jan
Brisbane		73	73	0	292	5861	65	1-Jul - 31-Jan
Brisbane		238	238	0	286	7260	160	1-Jul - 31-Jan
Brisbane		75	67	8	88	6709	75	1-Jul - 31-Jan
Brisbane		104	104	0	118	3197	75	1-Jul - 31-Jan
Brisbane		40	40	0	88	1480	40	1-Jul - 31-Jan
Brisbane		188	188	0	214	4798	104	1-Jul - 31-Jan
Brisbane		252	252	0	312	9017	140	1-Jul - 31-Jan
Brisbane		288	288	0	369	9810	180	1-Jul - 31-Jan
Cairns		150	130	20	173	4088	150	1-Jul - 31-Jan
Gladstone		31	3	28	5	21	31	1-Jul - 31-Jan
Gold Coast		214	214	0	249	4342	150	1-Jul - 31-Jan
Gold Coast		220	220	0	316	4266	150	1-Jul - 31-Jan

Note: maritime figures below are exclusively to reflect maritime guests. These figures are not recorded in the SDCC manifest and do not reflect non-maritime guests.

QPS District	Approved Hotel	Rooms Occupied Today	Persons Accom. Today	Persons Departing Today
Gladstone		4	4	3

QPS District	No longer in use	Rooms Booked	Occupied	Rooms Available	Persons Accom.	Persons Departed	Current Engagement
Brisbane		0	0	0	0	102	Agreement Terminated
Brisbane		0	0	0	0	0	Agreement Terminated
Brisbane		0	0	0	0	334	Agreement Terminated
Brisbane		0	0	0	0	345	Agreement Terminated
Brisbane		0	0	0	0	2	Agreement Terminated
Brisbane		0	0	0	0	2908	Agreement Terminated
Brisbane		0	0	0	0	3179	Agreement Terminated
Brisbane		0	0	0	0	4229	Re-branded as from 1/5/2021
Bundaberg		0	0	0	0	41	Agreement Terminated
Cairns		0	0	0	0	1	Agreement Terminated
Cairns		0	0	0	0	4	Agreement Terminated
Cairns		0	0	0	0	205	Agreement Terminated
Cairns		0	0	0	0	16	Agreement Terminated
Cairns		0	0	0	0	868	Agreement Terminated
Gladstone		0	0	0	0	73	Agreement Terminated
Charleville		0	0	0	0	16	Agreement Terminated
Dalby		0	0	0	0	0	Agreement Terminated
Dalby		0	0	0	0	0	Agreement Terminated
Gold Coast		0	0	0	0	12	Agreement Terminated
Gold Coast		0	0	0	0	57	Agreement Terminated
Gold Coast		0	0	0	0	1312	Agreement Terminated
Gold Coast		0	0	0	0	6057	Agreement Terminated
Gympie		0	0	0	0	0	Agreement Terminated
Hervey Bay		0	0	0	0	0	Agreement Terminated
Ipswich		0	0	0	0	5	Agreement Terminated
Ipswich		0	0	0	0	33	Agreement Terminated
Longreach		0	0	0	0	0	Agreement Terminated
Longreach		0	0	0	0	0	Agreement Terminated
Mackay		0	0	0	0	14	Agreement Terminated
Mackay		0	0	0	0	81	Agreement Terminated
Mackay		0	0	0	0	22	Agreement Terminated
Maryborough		0	0	0	0	2	Agreement Terminated
Maryborough		0	0	0	0	12	Agreement Terminated
Moreton		0	0	0	0	0	Agreement Terminated
Mount Isa		0	0	0	0	4	Agreement Terminated
Mount Isa		0	0	0	0	61	Agreement Terminated
Roma		0	0	0	0	51	Agreement Terminated
Roma		0	0	0	0	7	Agreement Terminated
Sunshine Coast		0	0	0	0	244	Agreement Terminated
Sunshine Coast		0	0	0	0	266	Agreement Terminated
Gladstone		0	0	0	0	2	Agreement Terminated
Koorlbyn		0	0	0	0	4	Agreement Terminated
Toowoomba		0	0	0	0	4	Agreement Terminated
Toowoomba		0	0	0	0	0	Agreement Terminated
Toowoomba		0	0	0	0	162	Agreement Terminated
Toowoomba		0	0	0	0	109	Agreement Terminated
Toowoomba		0	0	0	0	209	Agreement Terminated
Townsville		0	0	0	0	0	Agreement Terminated
Townsville		0	0	0	0	827	Agreement Terminated
Townsville		0	0	0	0	63	Agreement Terminated
Townsville		0	0	0	0	0	Agreement Terminated
Townsville		0	0	0	0	0	Agreement Terminated
Rockhampton		0	0	0	0	9	Agreement Terminated
Rockhampton		0	0	0	0	30	Agreement Terminated
Rockhampton		0	0	0	0	4	Agreement Terminated

Departure Dates		
QPS District	Today	Tomorrow
Brisbane	97	161
Cairns	0	1
Dalby	0	0
Gold Coast	61	0
Rockhampton	0	0
Townsville	0	0
Mount Isa	0	0



COVID Cohort	Cumulative Total
Air Crew	7228
Maritime	319
SW	160

\*Note: these numbers are extracted from the information provided by the hotels in their manifests to the SDCC.

Numbers are recorded here to balance daily. It is not a full list of the 'Cohorts' - these can be obtained from the relevant agency.

SW - Seasonal Workers

## Departure for Next 7 Days

Status	Occupied
--------	----------

Row Labels	Sum of Occupancy Total
Brisbane	1258
07-Jul-21	161
08-Jul-21	223
09-Jul-21	307
10-Jul-21	155
11-Jul-21	101
12-Jul-21	169
13-Jul-21	142
Cairns	79
07-Jul-21	1
08-Jul-21	17
09-Jul-21	15
10-Jul-21	3
11-Jul-21	21
12-Jul-21	14
13-Jul-21	8
Gladstone	5
09-Jul-21	5
Gold Coast	167
08-Jul-21	33
09-Jul-21	10
10-Jul-21	15
11-Jul-21	17
12-Jul-21	39
13-Jul-21	53
Grand Total	1509

## Total Occupancy per Hotel

Row Labels	Sum of Occupancy Total
	102
	4
	2
Brisbane	12
07-Jul-21	1417
08-Jul-21	109
09-Jul-21	16
10-Jul-21	63
11-Jul-21	101
12-Jul-21	4
13-Jul-21	142
Cairns	14
07-Jul-21	1
08-Jul-21	4591
09-Jul-21	9
10-Jul-21	30
11-Jul-21	3
12-Jul-21	26
13-Jul-21	1
Gladstone	73
09-Jul-21	162
Gold Coast	5
08-Jul-21	4
09-Jul-21	57
10-Jul-21	868
11-Jul-21	4528
12-Jul-21	827
13-Jul-21	3179
Grand Total	81
	6153
	7546
	2
	2908
	266
	2
	51
	16
	334
	4229
	6797
	244
	22
	61
	345
	4261
	3315
	1312
	1568
	5
	4
	7
	205
	5012
	9329
	12
	4582
	33
	41
	6057
	10179
Grand Total	102940

## SDCC Logistics Dashboard - Accommodation Since 28-Mar-2020

<b>Current Hotels</b>	15	
Total Persons Currently Accommodated	3040	
<b>Total Persons Departed</b>	99986	
<b>Sum of Total Persons Accommodated</b>	<b>103026</b>	
Total Rooms Currently Occupied	2294	Across <b>ALL</b> Hotels
Total Blocked Rooms Currently Available	72	
Total Rooms Currently Booked	2366	

**Number of persons in Queensland Government Quarantine Accommodation:**

Hotels in **Red** Text have a **Partial Block Booking**

QPS District	Approved Hotels	Rooms Booked	Occupied	Rooms Available	Persons Accom.	Persons Departed	Agreed Rooms	Current Engagement
Brisbane		267	267	0	328	1114	150	1-Jul - 31-Jan
Brisbane		110	110	0	111	11539	75	1-Jul - 31-Jan
Brisbane		158	158	0	158	4370	115	1-Jul - 31-Jan
Brisbane		72	72	0	291	5881	65	1-Jul - 31-Jan
Brisbane		242	242	0	291	7279	160	1-Jul - 31-Jan
Brisbane		75	67	8	88	6709	75	1-Jul - 31-Jan
Brisbane		75	59	16	67	3256	75	1-Jul - 31-Jan
Brisbane		40	40	0	88	1480	40	1-Jul - 31-Jan
Brisbane		188	188	0	214	4798	104	1-Jul - 31-Jan
Brisbane		252	252	0	312	9017	140	1-Jul - 31-Jan
Brisbane		288	288	0	369	9810	180	1-Jul - 31-Jan
Cairns		150	130	20	173	4088	150	1-Jul - 31-Jan
Gladstone		31	3	28	5	21	31	1-Jul - 31-Jan
Gold Coast		198	198	0	229	4372	150	1-Jul - 31-Jan
Gold Coast		220	220	0	316	4266	150	1-Jul - 31-Jan

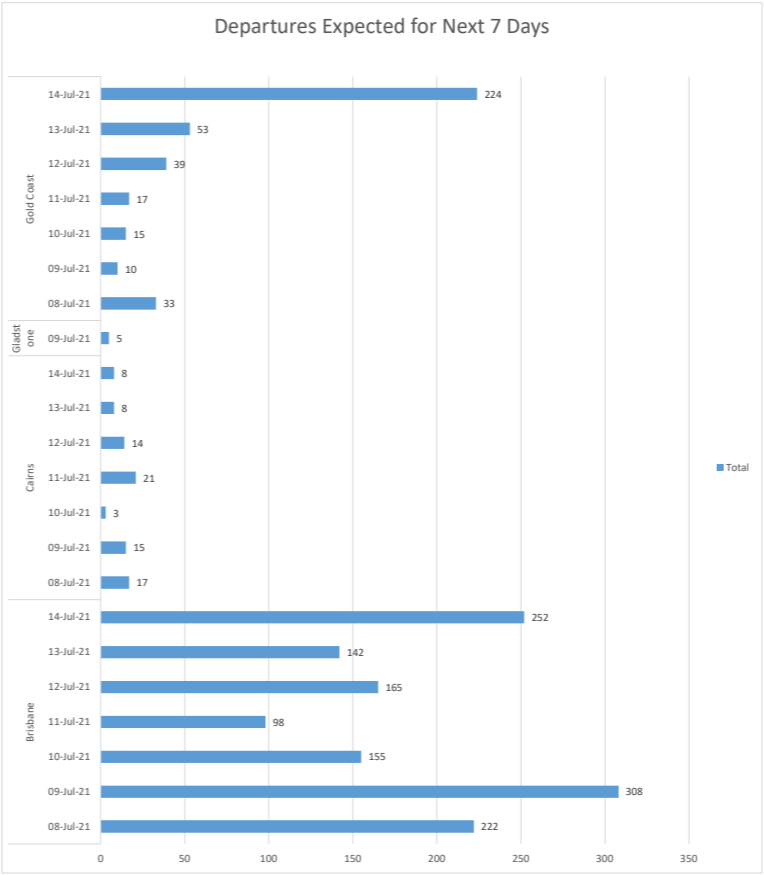
**Note:** maritime figures below are exclusively to reflect maritime guests. These figures are not recorded in the SDCC manifest and do not reflect non-maritime guests.

QPS District	Approved Hotel	Rooms Occupied Today	Persons Accom. Today	Persons Departing Today
Gladstone		4	4	3

QPS District	No longer in use	Rooms Booked	Occupied	Rooms Available	Persons Accom.	Persons Departed	Current Engagement
Brisbane		0	0	0	0	102	Agreement Terminated
Brisbane		0	0	0	0	0	Agreement Terminated
Brisbane		0	0	0	0	334	Agreement Terminated
Brisbane		0	0	0	0	345	Agreement Terminated
Brisbane		0	0	0	0	2	Agreement Terminated
Brisbane		0	0	0	0	2908	Agreement Terminated
Brisbane		0	0	0	0	3179	Agreement Terminated
Brisbane		0	0	0	0	4229	Re-branded as: from 1/5/2021
Bundaberg		0	0	0	0	41	Agreement Terminated
Cairns		0	0	0	0	1	Agreement Terminated
Cairns		0	0	0	0	4	Agreement Terminated
Cairns		0	0	0	0	205	Agreement Terminated
Cairns		0	0	0	0	16	Agreement Terminated
Cairns		0	0	0	0	868	Agreement Terminated
Gladstone		0	0	0	0	73	Agreement Terminated
Charleville		0	0	0	0	16	Agreement Terminated
Dalby		0	0	0	0	0	Agreement Terminated
Dalby		0	0	0	0	0	Agreement Terminated
Gold Coast		0	0	0	0	12	Agreement Terminated
Gold Coast		0	0	0	0	57	Agreement Terminated
Gold Coast		0	0	0	0	1312	Agreement Terminated
Gold Coast		0	0	0	0	6057	Agreement Terminated
Gympie		0	0	0	0	0	Agreement Terminated
Hervey Bay		0	0	0	0	0	Agreement Terminated
Ipswich		0	0	0	0	5	Agreement Terminated
Ipswich		0	0	0	0	33	Agreement Terminated
Longreach		0	0	0	0	0	Agreement Terminated
Longreach		0	0	0	0	0	Agreement Terminated
Mackay		0	0	0	0	14	Agreement Terminated
Mackay		0	0	0	0	81	Agreement Terminated
Mackay		0	0	0	0	22	Agreement Terminated
Maryborough		0	0	0	0	2	Agreement Terminated
Maryborough	0	0	0	0	12	Agreement Terminated	
Moreton	0	0	0	0	0	Agreement Terminated	
Mount Isa	0	0	0	0	4	Agreement Terminated	
Mount Isa	0	0	0	0	61	Agreement Terminated	
Roma	0	0	0	0	51	Agreement Terminated	
Roma	0	0	0	0	7	Agreement Terminated	
Sunshine Coast	0	0	0	0	244	Agreement Terminated	
Sunshine Coast	0	0	0	0	266	Agreement Terminated	
Gladstone	0	0	0	0	2	Agreement Terminated	
Koorailbyn	0	0	0	0	4	Agreement Terminated	
Toowoomba	0	0	0	0	4	Agreement Terminated	
Toowoomba	0	0	0	0	0	Agreement Terminated	
Toowoomba	0	0	0	0	162	Agreement Terminated	
Toowoomba	0	0	0	0	109	Agreement Terminated	
Toowoomba	0	0	0	0	209	Agreement Terminated	
Townsville	0	0	0	0	0	Agreement Terminated	
Townsville	0	0	0	0	827	Agreement Terminated	
Townsville	0	0	0	0	63	Agreement Terminated	
Townsville	0	0	0	0	0	Agreement Terminated	
Townsville	0	0	0	0	0	Agreement Terminated	
Rockhampton	0	0	0	0	9	Agreement Terminated	
Rockhampton	0	0	0	0	30	Agreement Terminated	
Rockhampton	0	0	0	0	4	Agreement Terminated	

Report Time / Date: 18:35 07-Jul-21

Departure Dates		
QPS District	Today	Tomorrow
Brisbane	137	222
Cairns	1	17
Dalby	0	0
Gold Coast	0	33
Rockhampton	0	0
Townsville	0	0
Mount Isa	0	0



COVID Cohort	Cumulative Total
Air Crew	7228
Maritime	319
SW	160

\***Note:** these numbers are extracted from the information provided by the hotels in their manifests to the SDCC. Numbers are recorded here to balance daily. It is not a full list of the 'Cohorts' - these can be obtained from the relevant agency.

SW - Seasonal Workers

### Departure for Next 7 Days

Status	Occupied
Row Labels	Sum of Occupancy Total
<b>Brisbane</b>	<b>1342</b>
08-Jul-21	222
09-Jul-21	308
10-Jul-21	155
11-Jul-21	98
12-Jul-21	165
13-Jul-21	142
14-Jul-21	252
<b>Cairns</b>	<b>86</b>
08-Jul-21	17
09-Jul-21	15
10-Jul-21	3
11-Jul-21	21
12-Jul-21	14
13-Jul-21	8
14-Jul-21	8
<b>Gladstone</b>	<b>5</b>
09-Jul-21	5
<b>Gold Coast</b>	<b>391</b>
08-Jul-21	33
09-Jul-21	10
10-Jul-21	15
11-Jul-21	17
12-Jul-21	39
13-Jul-21	53
14-Jul-21	224
<b>Grand Total</b>	<b>1824</b>

### Total Occupancy per Hotel

Row Labels	Sum of Occupancy Total
	102
	4
	2
	12
	1442
	109
	16
	63
	209
	4
	4
	14
	4601
	9
	30
	11650
	26
	1
	73
	162
	4
	57
	868
	4528
	827
	3179
	81
	6172
	7570
	2
	2908
	266
	2
	51
	16
	334
	4229
	6797
	244
	22
	61
	345
	4261
	3323
	1312
	1568
	5
	4
	7
	205
	9329
	12
	4582
	33
	41
	6057
	10179
Grand Total	103026

SDCC Logistics Dashboard - Accommodation Since 28-Mar-2020

Current Hotels	15
Total Persons Currently Accommodated	3179
Total Persons Departed	100075
Sum of Total Persons Accommodated	103254
Total Rooms Currently Occupied	2434
Total Blocked Rooms Currently Available	56
Total Rooms Currently Booked	2490

Across ALL Hotels

Number of persons in Queensland Government Quarantine Accommodation:

Hotels in Red Text have a Partial Block Booking

QPS District	Approved Hotels	Rooms Booked	Occupied	Rooms Available	Persons Accom.	Persons Departed	Agreed Rooms	Current Engagement
Brisbane		307	307	0	366	1114	150	1-Jul - 31-Jan
Brisbane		110	110	0	111	11539	75	1-Jul - 31-Jan
Brisbane		158	158	0	158	4370	115	1-Jul - 31-Jan
Brisbane		72	72	0	291	5881	65	1-Jul - 31-Jan
Brisbane		242	242	0	291	7279	160	1-Jul - 31-Jan
Brisbane		75	67	8	88	6709	75	1-Jul - 31-Jan
Brisbane		81	81	0	89	3265	75	1-Jul - 31-Jan
Brisbane		51	51	0	109	1488	40	1-Jul - 31-Jan
Brisbane		188	188	0	214	4798	104	1-Jul - 31-Jan
Brisbane		252	252	0	312	9017	140	1-Jul - 31-Jan
Brisbane		355	355	0	427	9882	180	1-Jul - 31-Jan
Cairns		150	130	20	173	4088	150	1-Jul - 31-Jan
Gladstone		31	3	28	5	21	31	1-Jul - 31-Jan
Gold Coast		198	198	0	229	4372	150	1-Jul - 31-Jan
Gold Coast		220	220	0	316	4266	150	1-Jul - 31-Jan

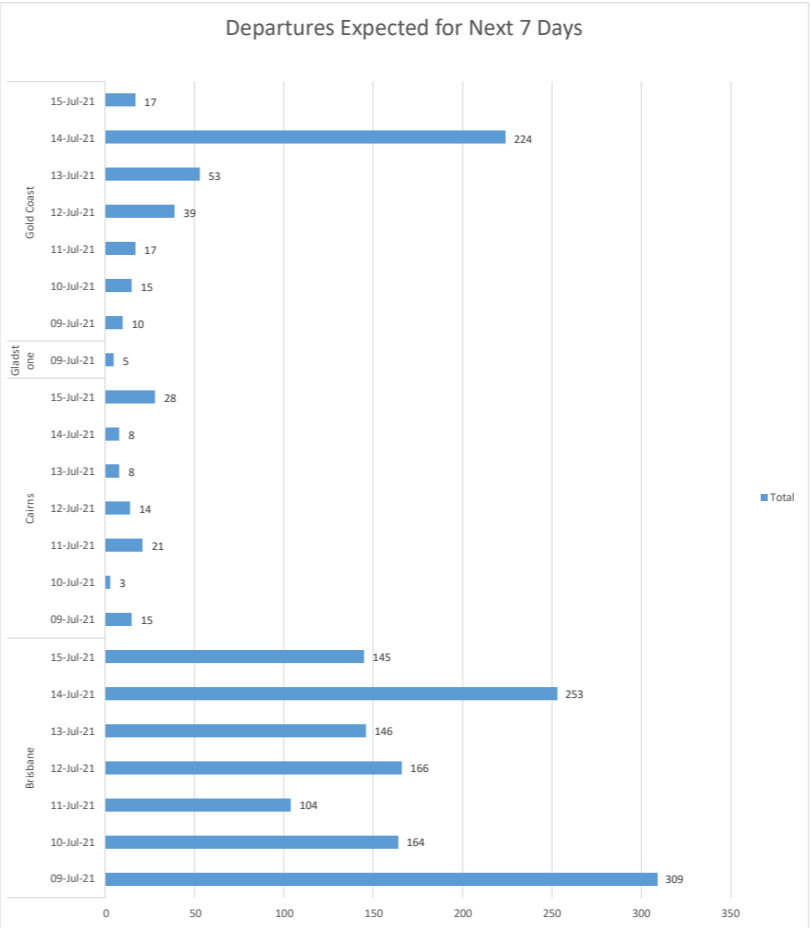
Note: maritime figures below are exclusively to reflect maritime guests. These figures are not recorded in the SDCC manifest and do not reflect non-maritime guests.

QPS District	Approved Hotel	Rooms Occupied Today	Persons Accom. Today	Persons Departing Today
Gladstone		4	4	3

QPS District	No longer in use	Rooms Booked	Occupied	Rooms Available	Persons Accom.	Persons Departed	Current Engagement
Brisbane		0	0	0	0	102	Agreement Terminated
Brisbane		0	0	0	0	0	Agreement Terminated
Brisbane		0	0	0	0	334	Agreement Terminated
Brisbane		0	0	0	0	345	Agreement Terminated
Brisbane		0	0	0	0	2	Agreement Terminated
Brisbane		0	0	0	0	2908	Agreement Terminated
Brisbane		0	0	0	0	3179	Agreement Terminated
Brisbane		0	0	0	0	4229	Re-branded as from 1/5/2021
Bundaberg		0	0	0	0	41	Agreement Terminated
Cairns		0	0	0	0	1	Agreement Terminated
Cairns		0	0	0	0	4	Agreement Terminated
Cairns		0	0	0	0	205	Agreement Terminated
Cairns		0	0	0	0	16	Agreement Terminated
Cairns		0	0	0	0	868	Agreement Terminated
Gladstone		0	0	0	0	73	Agreement Terminated
Charleville		0	0	0	0	16	Agreement Terminated
Dalby		0	0	0	0	0	Agreement Terminated
Dalby		0	0	0	0	0	Agreement Terminated
Gold Coast		0	0	0	0	12	Agreement Terminated
Gold Coast		0	0	0	0	57	Agreement Terminated
Gold Coast		0	0	0	0	1312	Agreement Terminated
Gold Coast		0	0	0	0	6057	Agreement Terminated
Gympie		0	0	0	0	0	Agreement Terminated
Hervey Bay		0	0	0	0	0	Agreement Terminated
Ipswich		0	0	0	0	5	Agreement Terminated
Ipswich		0	0	0	0	33	Agreement Terminated
Longreach		0	0	0	0	0	Agreement Terminated
Longreach		0	0	0	0	0	Agreement Terminated
Mackay		0	0	0	0	14	Agreement Terminated
Mackay		0	0	0	0	81	Agreement Terminated
Mackay		0	0	0	0	22	Agreement Terminated
Maryborough		0	0	0	0	2	Agreement Terminated
Maryborough		0	0	0	0	12	Agreement Terminated
Moreton		0	0	0	0	0	Agreement Terminated
Mount Isa		0	0	0	0	4	Agreement Terminated
Mount Isa		0	0	0	0	61	Agreement Terminated
Roma		0	0	0	0	51	Agreement Terminated
Roma		0	0	0	0	7	Agreement Terminated
Sunshine Coast		0	0	0	0	244	Agreement Terminated
Sunshine Coast		0	0	0	0	266	Agreement Terminated
Gladstone		0	0	0	0	2	Agreement Terminated
Kooralbyn		0	0	0	0	4	Agreement Terminated
Toowoomba		0	0	0	0	4	Agreement Terminated
Toowoomba		0	0	0	0	0	Agreement Terminated
Toowoomba		0	0	0	0	162	Agreement Terminated
Toowoomba		0	0	0	0	109	Agreement Terminated
Toowoomba		0	0	0	0	209	Agreement Terminated
Townsville		0	0	0	0	0	Agreement Terminated
Townsville		0	0	0	0	827	Agreement Terminated
Townsville		0	0	0	0	63	Agreement Terminated
Townsville		0	0	0	0	0	Agreement Terminated
Townsville		0	0	0	0	0	Agreement Terminated
Rockhampton		0	0	0	0	9	Agreement Terminated
Rockhampton		0	0	0	0	30	Agreement Terminated
Rockhampton		0	0	0	0	4	Agreement Terminated

Report Time / Date: 19:09 08-Jul-21

Departure Dates		
QPS District	Today	Tomorrow
Brisbane	214	309
Cairns	17	15
Dalby	0	0
Gold Coast	33	10
Rockhampton	0	0
Townsville	0	0
Mount Isa	0	0



COVID Cohort	Cumulative Total
Air Crew	7228
Maritime	319
SW	160

\*Note: these numbers are extracted from the information provided by the hotels in their manifests to the SDCC. Numbers are recorded here to balance daily. It is not a full list of the 'Cohorts' - these can be obtained from the relevant agency.

SW - Seasonal Workers

Departure for Next 7

Total Occupancy per Hotel

Status	Occupied
--------	----------

Row Labels	Sum of Occupancy Total
Brisbane	1287
#####	309
#####	164
#####	104
#####	166
#####	146
#####	253
#####	145
Cairns	97
#####	15
#####	3
#####	21
#####	14
#####	8
#####	8
#####	28
Gladstone	5
#####	5
Gold Coast	375
#####	10
#####	15
#####	17
#####	39
#####	53
#####	224
#####	17
Grand Total	1764

Row Labels	Sum of Occupancy Total
	102
	4
	2
	12
	1480
	109
	16
	63
	209
	4
	4
	14
	4601
	9
	30
	11650
	26
	1
	73
	162
	4
	57
	868
	4528
	827
	3179
	81
	6172
	7570
	2
	2908
	266
	2
	51
	16
	334
	4229
	6797
	244
	22
	61
	345
	4261
	3354
	1312
	1597
	5
	4
	7
	205
	5012
	9329
	12
	4582
	33
	41
	6057
	10309
Grand Total	103254

SDCC Logistics Dashboard - Accommodation Since 28-Mar-2020


Current Hotels	15	Across <b>ALL</b> Hotels
Total Persons Currently Accommodated	2713	
Total Persons Departed	101778	
Sum of Total Persons Accommodated	104491	
Total Rooms Currently Occupied	2077	
Total Blocked Rooms Currently Available	81	
Total Rooms Currently Booked	2158	


Number of persons in Queensland Government Quarantine Accommodation:

Hotels in **Red** Text have a **Partial Block Booking**

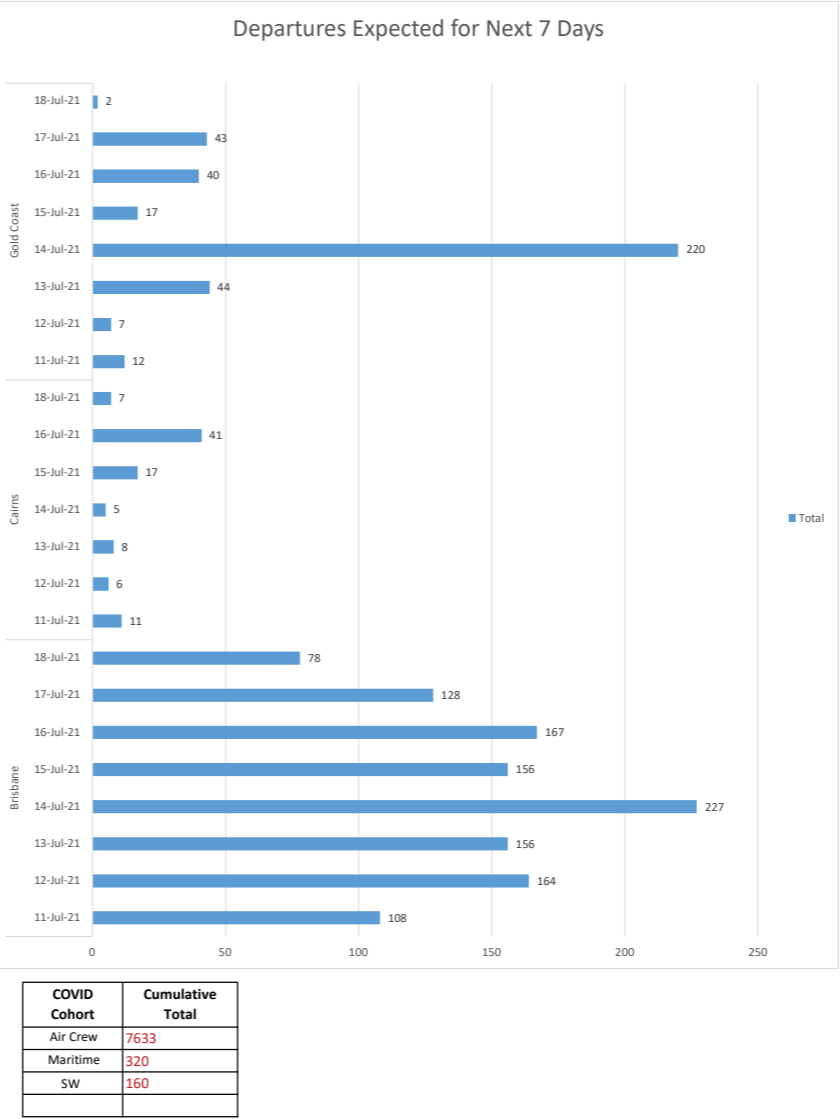
QPS District	Approved Hotels	Rooms Booked	Occupied	Rooms Available	Persons Accom.	Persons Departed	Agreed Rooms	Current Engagement
Brisbane		241	241	0	301	1237	150	1-Jul - 31-Jan
Brisbane		119	119	0	119	11930	75	1-Jul - 31-Jan
Brisbane		181	181	0	186	4503	115	1-Jul - 31-Jan
Brisbane		68	68	0	273	6019	65	1-Jul - 31-Jan
Brisbane		197	197	0	237	7428	160	1-Jul - 31-Jan
Brisbane		115	115	0	140	6746	75	1-Jul - 31-Jan
Brisbane		91	91	0	104	3274	75	1-Jul - 31-Jan
Brisbane		45	45	0	97	1530	40	1-Jul - 31-Jan
Brisbane		158	158	0	179	4898	104	1-Jul - 31-Jan
Brisbane		183	183	0	230	9128	140	1-Jul - 31-Jan
Brisbane		201	201	0	239	10099	180	1-Jul - 31-Jan
Cairns		150	97	53	135	4184	150	1-Jul - 31-Jan
Gladstone		31	3	28	5	21	31	1-Jul - 31-Jan
Gold Coast		221	221	0	252	4383	150	1-Jul - 31-Jan
Gold Coast		157	157	0	216	4412	150	1-Jul - 31-Jan

**Note:**  maritime figures below are exclusively to reflect maritime guests. These figures are not recorded in the SDCC manifest and do not reflect non-maritime guests.

QPS District	Approved Hotel	Rooms Occupied Today	Persons Accom. Today	Persons Departing Today
Gladstone		4	4	3

QPS District	No longer in use	Rooms Booked	Occupied	Rooms Available	Persons Accom.	Persons Departed	Current Engagement
Brisbane		0	0	0	0	102	Agreement Terminated
Brisbane		0	0	0	0	0	Agreement Terminated
Brisbane		0	0	0	0	334	Agreement Terminated
Brisbane		0	0	0	0	345	Agreement Terminated
Brisbane		0	0	0	0	2	Agreement Terminated
Brisbane		0	0	0	0	2908	Agreement Terminated
Brisbane		0	0	0	0	3179	Agreement Terminated
Brisbane		0	0	0	0	4229	Re-branded as  from 1/5/2021
Bundaberg		0	0	0	0	41	Agreement Terminated
Cairns		0	0	0	0	1	Agreement Terminated
Cairns		0	0	0	0	4	Agreement Terminated
Cairns		0	0	0	0	205	Agreement Terminated
Cairns		0	0	0	0	16	Agreement Terminated
Cairns		0	0	0	0	868	Agreement Terminated
Gladstone		0	0	0	0	73	Agreement Terminated
Charleville		0	0	0	0	16	Agreement Terminated
Dalby		0	0	0	0	0	Agreement Terminated
Dalby		0	0	0	0	0	Agreement Terminated
Gold Coast		0	0	0	0	12	Agreement Terminated
Gold Coast		0	0	0	0	57	Agreement Terminated
Gold Coast		0	0	0	0	1312	Agreement Terminated
Gold Coast		0	0	0	0	6057	Agreement Terminated
Gympie		0	0	0	0	0	Agreement Terminated
Hervey Bay		0	0	0	0	0	Agreement Terminated
Ipswich		0	0	0	0	5	Agreement Terminated
Ipswich		0	0	0	0	33	Agreement Terminated
Longreach		0	0	0	0	0	Agreement Terminated
Longreach		0	0	0	0	0	Agreement Terminated

Departure Dates		
QPS District	Today	Tomorrow
Brisbane	108	164
Cairns	11	6
Dalby	0	0
Gold Coast	12	7
Rockhampton	0	0
Townsville	0	0
Mount Isa	0	0



**\*Note:** these numbers are extracted from the information provided by the hotels in their manifests to the SDCC. Numbers are recorded here to balance daily. It is not a full list of the 'Cohorts' - these can be obtained from the relevant agency.

SW - Seasonal Workers

Departure for Next 7

Status	Occupied
Row Labels	Sum of Occupancy Total
Brisbane	1184
#####	108
#####	164
#####	156
#####	227
15-Jul-21	156
16-Jul-21	167
17-Jul-21	128
18-Jul-21	78
Cairns	95
11-Jul-21	11
12-Jul-21	6
13-Jul-21	8
14-Jul-21	5
15-Jul-21	17
16-Jul-21	41
18-Jul-21	7
Gold Coast	385
11-Jul-21	12
12-Jul-21	7
13-Jul-21	44
14-Jul-21	220
15-Jul-21	17
16-Jul-21	40
17-Jul-21	43
18-Jul-21	2
Grand Total	1664

Total Occupancy per Hotel

Row Labels	Sum of Occupancy Total
	102
	4
	2
	12
	1538
	109
	16
	63
	209
	4
	4
	14
	4635
	9
	30
	12049
	26
	1
	73
	162
	4
	57
	868
	4689
	827
	3179
	81
	6292
	7665
	2
	2908
	266
	2
	51
	16
	334
	4229
	6886
	244
	22
	61
	345
	4319
	3378
	1312
	1627
	5
	4
	7
	205
	5077
	9358
	12
	4628
	33
	41
	6057
	10338
Grand Total	104491

SDCC Logistics Dashboard - Accommodation Since 28-Mar-2020

Current Hotels	15
Total Persons Currently Accommodated	2752
Total Persons Departed	102052
Sum of Total Persons Accommodated	104804
Total Rooms Currently Occupied	2099
Total Blocked Rooms Currently Available	81
Total Rooms Currently Booked	2180

Number of persons in Queensland Government Quarantine Accommodation:

Hotels in Red Text have a Partial Block Booking

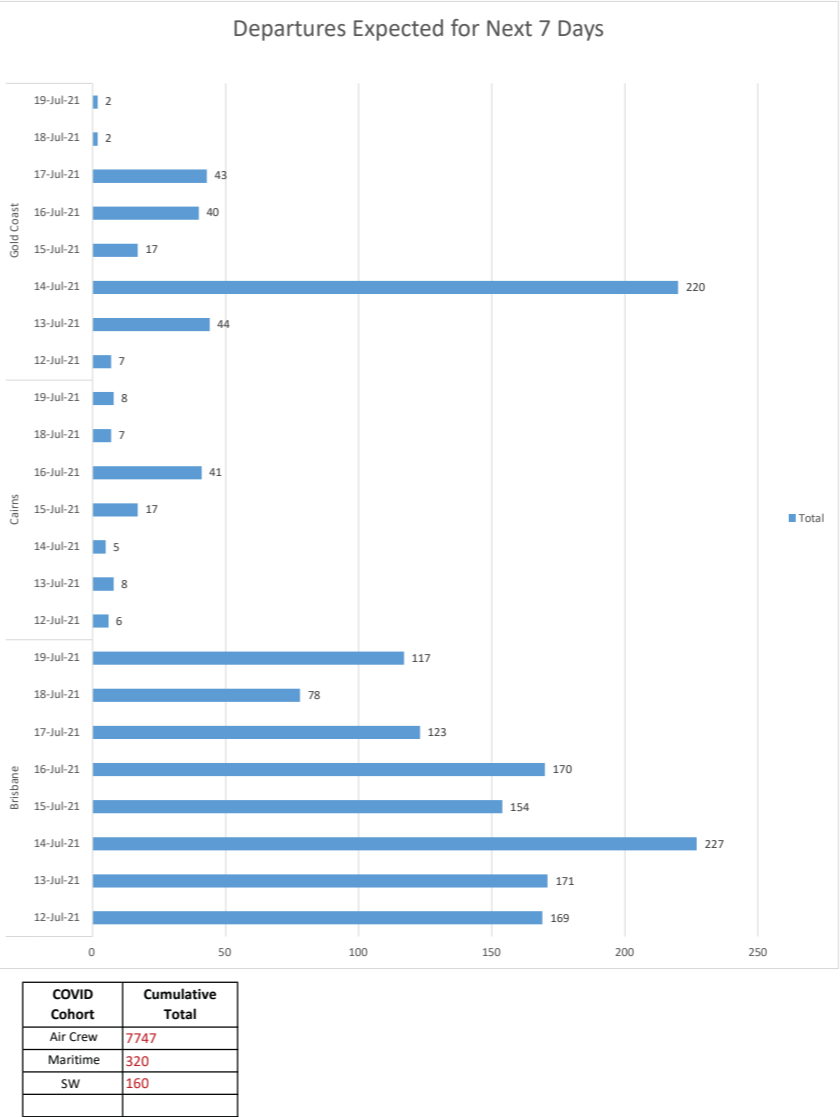
QPS District	Approved Hotels	Rooms Booked	Occupied	Rooms Available	Persons Accom.	Persons Departed	Agreed Rooms	Current Engagement
Brisbane		249	249	0	310	1246	150	1-Jul - 31-Jan
Brisbane		103	103	0	103	12060	75	1-Jul - 31-Jan
Brisbane		181	181	0	186	4503	115	1-Jul - 31-Jan
Brisbane		68	68	0	273	6019	65	1-Jul - 31-Jan
Brisbane		203	203	0	243	7466	160	1-Jul - 31-Jan
Brisbane		111	111	0	133	6754	75	1-Jul - 31-Jan
Brisbane		91	91	0	104	3274	75	1-Jul - 31-Jan
Brisbane		46	46	0	98	1540	40	1-Jul - 31-Jan
Brisbane		156	156	0	185	4912	104	1-Jul - 31-Jan
Brisbane		205	205	0	263	9164	140	1-Jul - 31-Jan
Brisbane		204	204	0	247	10116	180	1-Jul - 31-Jan
Cairns		150	97	53	135	4184	150	1-Jul - 31-Jan
Gladstone		31	3	28	5	21	31	1-Jul - 31-Jan
Gold Coast		221	221	0	252	4383	150	1-Jul - 31-Jan
Gold Coast		161	161	0	215	4424	150	1-Jul - 31-Jan

Note: maritime figures below are exclusively to reflect maritime guests. These figures are not recorded in the SDCC manifest and do not reflect non-maritime guests.

QPS District	Approved Hotel	Rooms Occupied Today	Persons Accom. Today	Persons Departing Today
Gladstone		4	4	3

QPS District	No longer in use	Rooms Booked	Occupied	Rooms Available	Persons Accom.	Persons Departed	Current Engagement
Brisbane		0	0	0	0	102	Agreement Terminated
Brisbane		0	0	0	0	0	Agreement Terminated
Brisbane		0	0	0	0	334	Agreement Terminated
Brisbane		0	0	0	0	345	Agreement Terminated
Brisbane		0	0	0	0	2	Agreement Terminated
Brisbane		0	0	0	0	2908	Agreement Terminated
Brisbane		0	0	0	0	3179	Agreement Terminated
Brisbane		0	0	0	0	4229	Re-branded as from 1/5/2021
Bundaberg		0	0	0	0	41	Agreement Terminated
Cairns		0	0	0	0	1	Agreement Terminated
Cairns		0	0	0	0	4	Agreement Terminated
Cairns		0	0	0	0	205	Agreement Terminated
Cairns		0	0	0	0	16	Agreement Terminated
Cairns		0	0	0	0	868	Agreement Terminated
Gladstone		0	0	0	0	73	Agreement Terminated
Charleville		0	0	0	0	16	Agreement Terminated
Dalby		0	0	0	0	0	Agreement Terminated
Dalby		0	0	0	0	0	Agreement Terminated
Gold Coast		0	0	0	0	12	Agreement Terminated
Gold Coast		0	0	0	0	57	Agreement Terminated
Gold Coast		0	0	0	0	1312	Agreement Terminated
Gold Coast		0	0	0	0	6057	Agreement Terminated
Gympie		0	0	0	0	0	Agreement Terminated
Hervey Bay		0	0	0	0	0	Agreement Terminated
Ipswich		0	0	0	0	5	Agreement Terminated
Ipswich		0	0	0	0	33	Agreement Terminated
Longreach		0	0	0	0	0	Agreement Terminated

Departure Dates		
QPS District	Today	Tomorrow
Brisbane	169	171
Cairns	6	8
Dalby	0	0
Gold Coast	7	44
Rockhampton	0	0
Townsville	0	0
Mount Isa	0	0



\*Note: these numbers are extracted from the information provided by the hotels in their manifests to the SDCC. Numbers are recorded here to balance daily. It is not a full list of the 'Cohorts' - these can be obtained from the relevant agency.

SW - Seasonal Workers

Departure for Next 7 Days

Status	Occupied
Row Labels	Sum of Occupancy Total
Brisbane	1209
*****	169
*****	171
*****	227
*****	154
*****	170
*****	123
*****	78
*****	117
Cairns	92
*****	6
*****	8
*****	5
*****	17
*****	41
*****	7
*****	8
Gold Coast	375
*****	7
*****	44
*****	220
*****	17
*****	40
*****	43
*****	2
*****	2
Grand Total	1676

Total Occupancy per Hotel

Row Labels	Sum of Occupancy Total
*****	102
*****	4
*****	2
*****	12
*****	1556
*****	109
*****	16
*****	63
*****	209
*****	4
*****	4
*****	14
*****	4635
*****	9
*****	30
*****	12163
*****	26
*****	1
*****	73
*****	162
*****	4
*****	57
*****	868
*****	4689
*****	827
*****	3179
*****	81
*****	6292
*****	7709
*****	2
*****	2908
*****	266
*****	2
*****	51
*****	16
*****	334
*****	4229
*****	6887
*****	244
*****	22
*****	61
*****	345
*****	4319
*****	3378
*****	1312
*****	1638
*****	5
*****	4
*****	7
*****	205
*****	5097
*****	9427
*****	12
*****	4639
*****	33
*****	41
*****	6057
*****	10363
Grand Total	104804

SDCC Logistics Dashboard - Accommodation Since 28-Mar-2020

Current Hotels	15
Total Persons Currently Accommodated	2761
Total Persons Departed	102332
Sum of Total Persons Accommodated	105093
Total Rooms Currently Occupied	2096
Total Blocked Rooms Currently Available	66
Total Rooms Currently Booked	2162

Number of persons in Queensland Government Quarantine Accommodation:

Hotels in Red Text have a Partial Block Booking

QPS District	Approved Hotels	Rooms Booked	Occupied	Rooms Available	Persons Accom.	Persons Departed	Agreed Rooms	Current Engagement
Brisbane		246	246	0	309	1271	150	1-Jul - 31-Jan
Brisbane		91	91	0	91	12135	75	1-Jul - 31-Jan
Brisbane		181	181	0	186	4503	115	1-Jul - 31-Jan
Brisbane		70	70	0	285	6051	65	1-Jul - 31-Jan
Brisbane		210	210	0	252	7498	160	1-Jul - 31-Jan
Brisbane		89	89	0	105	6787	75	1-Jul - 31-Jan
Brisbane		84	84	0	97	3281	75	1-Jul - 31-Jan
Brisbane		47	47	0	102	1540	40	1-Jul - 31-Jan
Brisbane		156	156	0	185	4912	104	1-Jul - 31-Jan
Brisbane		222	222	0	282	9164	140	1-Jul - 31-Jan
Brisbane		205	205	0	242	10164	180	1-Jul - 31-Jan
Cairns		150	112	38	154	4202	150	1-Jul - 31-Jan
Gladstone		31	3	28	5	21	31	1-Jul - 31-Jan
Gold Coast		219	219	0	251	4393	150	1-Jul - 31-Jan
Gold Coast		161	161	0	215	4424	150	1-Jul - 31-Jan

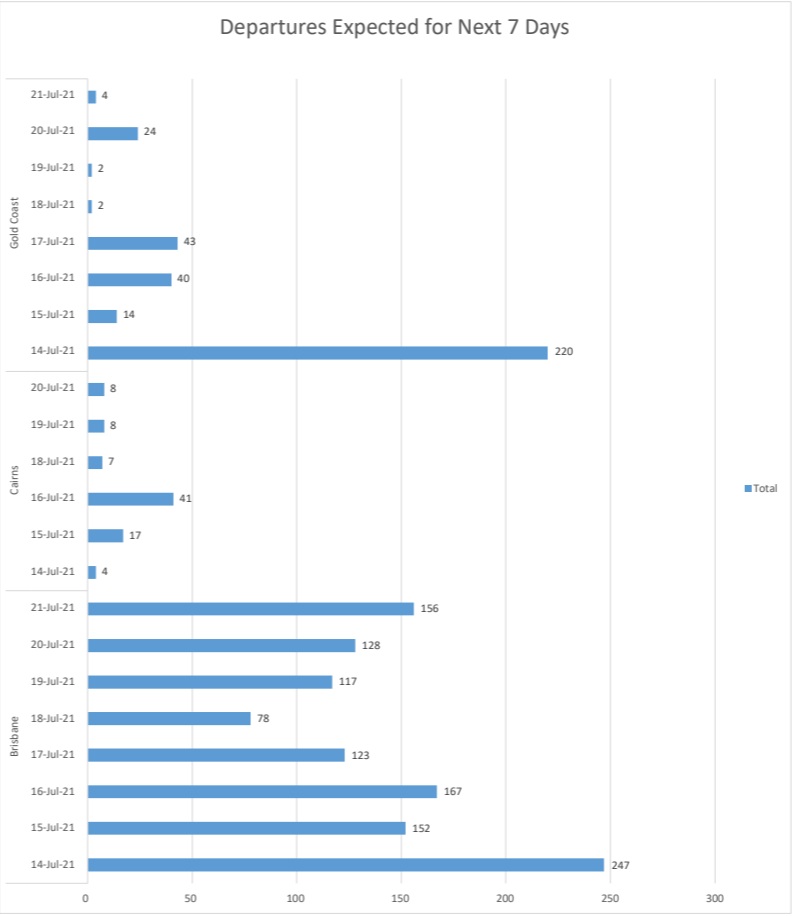
Note: maritime figures below are exclusively to reflect maritime guests. These figures are not recorded in the SDCC manifest and do not reflect non-maritime guests.

QPS District	Approved Hotel	Rooms Occupied Today	Persons Accom. Today	Persons Departing Today
Gladstone		4	4	3

QPS District	No longer in use	Rooms Booked	Occupied	Rooms Available	Persons Accom.	Persons Departed	Current Engagement
Brisbane		0	0	0	0	102	Agreement Terminated
Brisbane		0	0	0	0	0	Agreement Terminated
Brisbane		0	0	0	0	334	Agreement Terminated
Brisbane		0	0	0	0	345	Agreement Terminated
Brisbane		0	0	0	0	2	Agreement Terminated
Brisbane		0	0	0	0	2908	Agreement Terminated
Brisbane		0	0	0	0	3179	Agreement Terminated
Brisbane		0	0	0	0	4229	Re-branded as from 1/5/2021
Bundaberg		0	0	0	0	41	Agreement Terminated
Cairns		0	0	0	0	1	Agreement Terminated
Cairns		0	0	0	0	4	Agreement Terminated
Cairns		0	0	0	0	205	Agreement Terminated
Cairns		0	0	0	0	16	Agreement Terminated
Cairns		0	0	0	0	868	Agreement Terminated
Gladstone		0	0	0	0	73	Agreement Terminated
Charleville		0	0	0	0	16	Agreement Terminated
Dalby		0	0	0	0	0	Agreement Terminated
Dalby		0	0	0	0	0	Agreement Terminated
Gold Coast		0	0	0	0	12	Agreement Terminated
Gold Coast		0	0	0	0	57	Agreement Terminated
Gold Coast		0	0	0	0	1312	Agreement Terminated
Gold Coast		0	0	0	0	6057	Agreement Terminated
Gympie		0	0	0	0	0	Agreement Terminated
Hervey Bay		0	0	0	0	0	Agreement Terminated
Ipswich		0	0	0	0	5	Agreement Terminated
Ipswich		0	0	0	0	33	Agreement Terminated
Longreach		0	0	0	0	0	Agreement Terminated
Longreach		0	0	0	0	0	Agreement Terminated
Mackay		0	0	0	0	14	Agreement Terminated
Mackay		0	0	0	0	81	Agreement Terminated
Mackay		0	0	0	0	22	Agreement Terminated
Maryborough		0	0	0	0	2	Agreement Terminated
Maryborough		0	0	0	0	12	Agreement Terminated
Moreton		0	0	0	0	0	Agreement Terminated
Mount Isa		0	0	0	0	4	Agreement Terminated
Mount Isa		0	0	0	0	61	Agreement Terminated
Roma		0	0	0	0	51	Agreement Terminated
Roma		0	0	0	0	7	Agreement Terminated
Sunshine Coast		0	0	0	0	244	Agreement Terminated
Sunshine Coast		0	0	0	0	266	Agreement Terminated
Gladstone		0	0	0	0	2	Agreement Terminated
Kooralbyn		0	0	0	0	4	Agreement Terminated
Toowoomba		0	0	0	0	4	Agreement Terminated
Toowoomba		0	0	0	0	0	Agreement Terminated
Toowoomba		0	0	0	0	162	Agreement Terminated
Toowoomba		0	0	0	0	109	Agreement Terminated
Toowoomba		0	0	0	0	209	Agreement Terminated
Townsville		0	0	0	0	0	Agreement Terminated
Townsville		0	0	0	0	827	Agreement Terminated
Townsville		0	0	0	0	63	Agreement Terminated
Townsville		0	0	0	0	0	Agreement Terminated
Townsville		0	0	0	0	0	Agreement Terminated
Rockhampton		0	0	0	0	9	Agreement Terminated
Rockhampton		0	0	0	0	30	Agreement Terminated
Rockhampton		0	0	0	0	4	Agreement Terminated

Report Time / Date: 19:51 13-Jul-21

Departure Dates		
QPS District	Today	Tomorrow
Brisbane	160	247
Cairns	8	4
Dalby	0	0
Gold Coast	44	220
Rockhampton	0	0
Townsville	0	0
Mount Isa	0	0



COVID Cohort	Cumulative Total
Air Crew	7810
Maritime	320
SW	160

\*Note: these numbers are extracted from the information provided by the hotels in their manifests to the SDCC. Numbers are recorded here to balance daily. It is not a full list of the 'Cohorts' - these can be obtained from the relevant agency.

SW - Seasonal Workers

Departure for Next 7 Days

Status	Occupied
	102
	4
	2
	12
	1580
	109
	16
	123
	63
	209
	117
	128
	156
	14
	4644
	9
	30
	12226
	26
	8
	1
	8
	73
	162
	4
	14
	57
	40
	868
	43
	2
	827
	2
	3179
	24
	81
	6336
	7750
	2
	2908
	266
	2
	51
	16
	334
	4229
	6892
	244
	22
	61
	345
	4356
	3378
	1312
	1642
	5
	4
	7
	205
	5097
	9446
	12
	4639
	33
	41
	6057
	10406
Grand Total	105093

Total Occupancy per Hotel

Row Labels	Sum of Occupancy Total
	102
	4
	2
	12
	1580
	109
	16
	123
	63
	209
	117
	128
	156
	14
	4644
	9
	30
	12226
	26
	8
	1
	8
	73
	162
	4
	14
	57
	40
	868
	43
	2
	827
	2
	3179
	24
	81
	6336
	7750
	2
	2908
	266
	2
	51
	16
	334
	4229
	6892
	244
	22
	61
	345
	4356
	3378
	1312
	1642
	5
	4
	7
	205
	5097
	9446
	12
	4639
	33
	41
	6057
	10406
Grand Total	105093

SDCC Logistics Dashboard - Accommodation Since 28-Mar-2020

Current Hotels	15
Total Persons Currently Accommodated	2757
Total Persons Departed	102436
Sum of Total Persons Accommodated	105193
Total Rooms Currently Occupied	2095
Total Blocked Rooms Currently Available	66
Total Rooms Currently Booked	2161

Number of persons in Queensland Government Quarantine Accommodation:

Hotels in Red Text have a Partial Block Booking

QPS District	Approved Hotels	Rooms Booked	Occupied	Rooms Available	Persons Accom.	Persons Departed	Agreed Rooms	Current Engagement
Brisbane		246	246	0	309	1271	150	1-Jul - 31-Jan
Brisbane		91	91	0	91	12135	75	1-Jul - 31-Jan
Brisbane		181	181	0	186	4503	115	1-Jul - 31-Jan
Brisbane		70	70	0	285	6051	65	1-Jul - 31-Jan
Brisbane		210	210	0	252	7498	160	1-Jul - 31-Jan
Brisbane		90	90	0	110	6800	75	1-Jul - 31-Jan
Brisbane		88	88	0	100	3306	75	1-Jul - 31-Jan
Brisbane		47	47	0	102	1540	40	1-Jul - 31-Jan
Brisbane		150	150	0	173	4978	104	1-Jul - 31-Jan
Brisbane		222	222	0	282	9164	140	1-Jul - 31-Jan
Brisbane		205	205	0	242	10164	180	1-Jul - 31-Jan
Cairns		150	112	38	154	4202	150	1-Jul - 31-Jan
Gladstone		31	3	28	5	21	31	1-Jul - 31-Jan
Gold Coast		219	219	0	251	4393	150	1-Jul - 31-Jan
Gold Coast		161	161	0	215	4424	150	1-Jul - 31-Jan

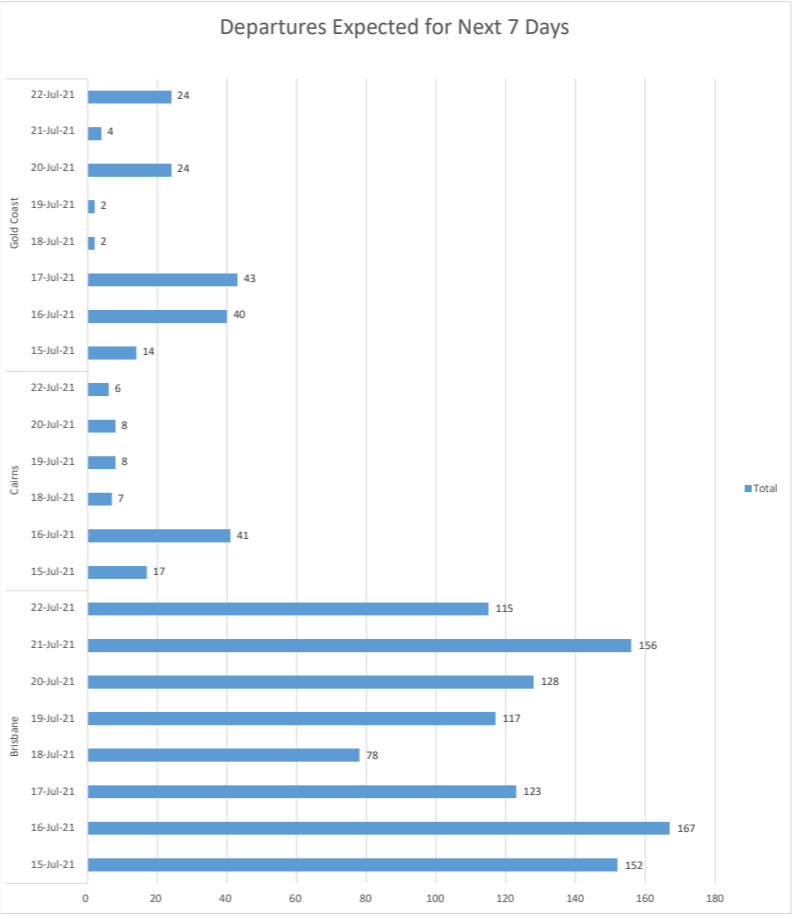
Note: maritime figures below are exclusively to reflect maritime guests. These figures are not recorded in the SDCC manifest and do not reflect non-maritime guests.

QPS District	Approved Hotel	Rooms Occupied Today	Persons Accom. Today	Persons Departing Today
Gladstone		3	3	0

QPS District	No longer in use	Rooms Booked	Occupied	Rooms Available	Persons Accom.	Persons Departed	Current Engagement
Brisbane		0	0	0	0	102	Agreement Terminated
Brisbane		0	0	0	0	0	Agreement Terminated
Brisbane		0	0	0	0	334	Agreement Terminated
Brisbane		0	0	0	0	345	Agreement Terminated
Brisbane		0	0	0	0	2	Agreement Terminated
Brisbane		0	0	0	0	2908	Agreement Terminated
Brisbane		0	0	0	0	3179	Agreement Terminated
Brisbane		0	0	0	0	4229	Re-branded as from 1/5/2021
Bundaberg		0	0	0	0	41	Agreement Terminated
Cairns		0	0	0	0	1	Agreement Terminated
Cairns		0	0	0	0	4	Agreement Terminated
Cairns		0	0	0	0	205	Agreement Terminated
Cairns		0	0	0	0	16	Agreement Terminated
Cairns		0	0	0	0	868	Agreement Terminated
Gladstone		0	0	0	0	73	Agreement Terminated
Charleville		0	0	0	0	16	Agreement Terminated
Dalby		0	0	0	0	0	Agreement Terminated
Dalby		0	0	0	0	0	Agreement Terminated
Gold Coast		0	0	0	0	12	Agreement Terminated
Gold Coast		0	0	0	0	57	Agreement Terminated
Gold Coast		0	0	0	0	1312	Agreement Terminated
Gold Coast		0	0	0	0	6057	Agreement Terminated
Gympie		0	0	0	0	0	Agreement Terminated
Hervey Bay		0	0	0	0	0	Agreement Terminated
Ipswich		0	0	0	0	5	Agreement Terminated
Ipswich		0	0	0	0	33	Agreement Terminated
Longreach		0	0	0	0	0	Agreement Terminated
Longreach		0	0	0	0	0	Agreement Terminated
Mackay		0	0	0	0	14	Agreement Terminated
Mackay		0	0	0	0	81	Agreement Terminated
Mackay		0	0	0	0	22	Agreement Terminated
Maryborough		0	0	0	0	2	Agreement Terminated
Maryborough		0	0	0	0	12	Agreement Terminated
Moreton		0	0	0	0	0	Agreement Terminated
Mount Isa		0	0	0	0	4	Agreement Terminated
Mount Isa		0	0	0	0	61	Agreement Terminated
Roma		0	0	0	0	51	Agreement Terminated
Roma		0	0	0	0	7	Agreement Terminated
Sunshine Coast		0	0	0	0	244	Agreement Terminated
Sunshine Coast		0	0	0	0	266	Agreement Terminated
Gladstone		0	0	0	0	2	Agreement Terminated
Kooralbyn		0	0	0	0	4	Agreement Terminated
Toowoomba		0	0	0	0	4	Agreement Terminated
Toowoomba		0	0	0	0	0	Agreement Terminated
Toowoomba		0	0	0	0	162	Agreement Terminated
Toowoomba		0	0	0	0	109	Agreement Terminated
Toowoomba		0	0	0	0	209	Agreement Terminated
Townsville		0	0	0	0	0	Agreement Terminated
Townsville		0	0	0	0	827	Agreement Terminated
Townsville		0	0	0	0	63	Agreement Terminated
Townsville		0	0	0	0	0	Agreement Terminated
Townsville		0	0	0	0	0	Agreement Terminated
Rockhampton		0	0	0	0	9	Agreement Terminated
Rockhampton		0	0	0	0	30	Agreement Terminated
Rockhampton		0	0	0	0	4	Agreement Terminated

Report Time / Date: 18:59 14-Jul-21

Departure Dates		
QPS District	Today	Tomorrow
Brisbane	179	152
Cairns	4	17
Dalby	0	0
Gold Coast	220	14
Rockhampton	0	0
Townsville	0	0
Mount Isa	0	0



COVID Cohort	Cumulative Total
Air Crew	7810
Maritime	320
SW	160

\*Note: these numbers are extracted from the information provided by the hotels in their manifests to the SDCC. Numbers are recorded here to balance daily. It is not a full list of the 'Cohorts' - these can be obtained from the relevant agency.

SW - Seasonal Workers

Departure for Next 7 Days

Status	Occupied
Row Labels	Sum of Occupancy Total
Brisbane	1036
15-Jul-21	152
16-Jul-21	167
17-Jul-21	123
18-Jul-21	78
19-Jul-21	117
20-Jul-21	128
21-Jul-21	156
22-Jul-21	115
Cairns	87
15-Jul-21	17
16-Jul-21	41
18-Jul-21	7
19-Jul-21	8
20-Jul-21	8
22-Jul-21	6
Gold Coast	153
15-Jul-21	14
16-Jul-21	40
17-Jul-21	43
18-Jul-21	2
19-Jul-21	2
20-Jul-21	24
21-Jul-21	4
22-Jul-21	24
Grand Total	1276

Total Occupancy per Hotel

Row Labels	Sum of Occupancy Total
	102
	4
	2
	12
	1580
	109
	16
	63
	209
	4
	4
	14
	4644
	9
	30
	7
	8
	8
	6
	162
	4
	57
	868
	2
	827
	3179
	81
	6336
	7750
	2
	2908
	266
	2
	51
	16
	334
	4229
	6910
	244
	22
	61
	345
	4356
	3406
	1312
	1642
	5
	4
	7
	205
	5151
	9446
	12
	4639
	33
	41
	6057
	10406
Grand Total	105193

SDCC Logistics Dashboard - Accommodation Since 28-Mar-2020

Current Hotels	15
Total Persons Currently Accommodated	2768
Total Persons Departed	103146
Sum of Total Persons Accommodated	105914
Total Rooms Currently Occupied	2085
Total Blocked Rooms Currently Available	97
Total Rooms Currently Booked	2182

Across ALL Hotels

Number of persons in Queensland Government Quarantine Accommodation:

Hotels in Red Text have a Partial Block Booking

QPS District	Approved Hotels	Rooms Booked	Occupied	Rooms Available	Persons Accom.	Persons Departed	Agreed Rooms	Current Engagement
Brisbane		189	189	0	232	1382	150	1-Jul - 31-Jan
Brisbane		91	91	0	91	12135	75	1-Jul - 31-Jan
Brisbane		219	219	0	224	4552	115	1-Jul - 31-Jan
Brisbane		97	97	0	383	6089	65	1-Jul - 31-Jan
Brisbane		236	236	0	288	7526	160	1-Jul - 31-Jan
Brisbane		104	104	0	119	6824	75	1-Jul - 31-Jan
Brisbane		101	101	0	114	3307	75	1-Jul - 31-Jan
Brisbane		48	48	0	99	1558	40	1-Jul - 31-Jan
Brisbane		189	189	0	214	4986	104	1-Jul - 31-Jan
Brisbane		188	188	0	230	9278	140	1-Jul - 31-Jan
Brisbane		205	205	0	242	10164	180	1-Jul - 31-Jan
Cairns		150	113	37	146	4236	150	1-Jul - 31-Jan
Gladstone		31	3	28	5	21	31	1-Jul - 31-Jan
Gold Coast		150	118	32	161	4528	150	1-Jul - 31-Jan
Gold Coast		184	184	0	220	4574	150	1-Jul - 31-Jan

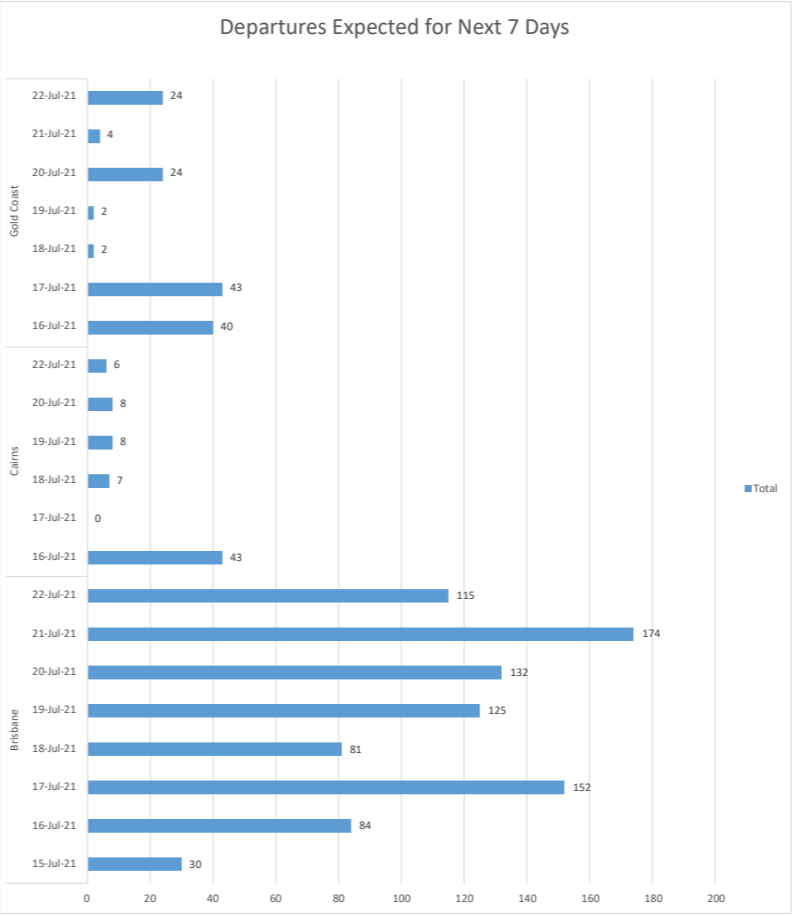
Note: maritime figures below are exclusively to reflect maritime guests. These figures are not recorded in the SDCC manifest and do not reflect non-maritime guests.

QPS District	Approved Hotel	Rooms Occupied Today	Persons Accom. Today	Persons Departing Today
Gladstone		3	3	0

QPS District	No longer in use	Rooms Booked	Occupied	Rooms Available	Persons Accom.	Persons Departed	Current Engagement
Brisbane		0	0	0	0	102	Agreement Terminated
Brisbane		0	0	0	0	0	Agreement Terminated
Brisbane		0	0	0	0	334	Agreement Terminated
Brisbane		0	0	0	0	345	Agreement Terminated
Brisbane		0	0	0	0	2	Agreement Terminated
Brisbane		0	0	0	0	2908	Agreement Terminated
Brisbane		0	0	0	0	3179	Agreement Terminated
Brisbane		0	0	0	0	4229	Re-branded as from 1/5/2021
Bundaberg		0	0	0	0	41	Agreement Terminated
Cairns		0	0	0	0	1	Agreement Terminated
Cairns		0	0	0	0	4	Agreement Terminated
Cairns		0	0	0	0	205	Agreement Terminated
Cairns		0	0	0	0	16	Agreement Terminated
Cairns		0	0	0	0	868	Agreement Terminated
Gladstone		0	0	0	0	73	Agreement Terminated
Charleville		0	0	0	0	16	Agreement Terminated
Dalby		0	0	0	0	0	Agreement Terminated
Dalby		0	0	0	0	0	Agreement Terminated
Gold Coast		0	0	0	0	12	Agreement Terminated
Gold Coast		0	0	0	0	57	Agreement Terminated
Gold Coast		0	0	0	0	1312	Agreement Terminated
Gold Coast		0	0	0	0	6057	Agreement Terminated
Gympie		0	0	0	0	0	Agreement Terminated
Hervey Bay		0	0	0	0	0	Agreement Terminated
Ipswich		0	0	0	0	5	Agreement Terminated
Ipswich		0	0	0	0	33	Agreement Terminated
Longreach		0	0	0	0	0	Agreement Terminated
Longreach		0	0	0	0	0	Agreement Terminated
Mackay		0	0	0	0	14	Agreement Terminated
Mackay		0	0	0	0	81	Agreement Terminated
Mackay		0	0	0	0	22	Agreement Terminated
Maryborough		0	0	0	0	2	Agreement Terminated
Maryborough		0	0	0	0	12	Agreement Terminated
Moreton		0	0	0	0	0	Agreement Terminated
Mount Isa		0	0	0	0	4	Agreement Terminated
Mount Isa		0	0	0	0	61	Agreement Terminated
Roma		0	0	0	0	51	Agreement Terminated
Roma		0	0	0	0	7	Agreement Terminated
Sunshine Coast		0	0	0	0	244	Agreement Terminated
Sunshine Coast		0	0	0	0	266	Agreement Terminated
Gladstone		0	0	0	0	2	Agreement Terminated
Kooralbyn		0	0	0	0	4	Agreement Terminated
Toowoomba		0	0	0	0	4	Agreement Terminated
Toowoomba		0	0	0	0	0	Agreement Terminated
Toowoomba		0	0	0	0	162	Agreement Terminated
Toowoomba		0	0	0	0	109	Agreement Terminated
Toowoomba		0	0	0	0	209	Agreement Terminated
Townsville		0	0	0	0	0	Agreement Terminated
Townsville		0	0	0	0	827	Agreement Terminated
Townsville		0	0	0	0	63	Agreement Terminated
Townsville		0	0	0	0	0	Agreement Terminated
Townsville		0	0	0	0	0	Agreement Terminated
Rockhampton		0	0	0	0	9	Agreement Terminated
Rockhampton		0	0	0	0	30	Agreement Terminated
Rockhampton		0	0	0	0	4	Agreement Terminated

Report Time / Date: 21:18 16-Jul-21

Departure Dates		
QPS District	Today	Tomorrow
Brisbane	84	152
Cairns	43	0
Dalby	0	0
Gold Coast	40	43
Rockhampton	0	0
Townsville	0	0
Mount Isa	0	0



COVID Cohort	Cumulative Total
Air Crew	7816
Maritime	322
SW	160

\*Note: these numbers are extracted from the information provided by the hotels in their manifests to the SDCC. Numbers are recorded here to balance daily. It is not a full list of the 'Cohorts' - these can be obtained from the relevant agency.

SW - Seasonal Workers

Departure for Next 7 Days

Status	Occupied
Row Labels	Sum of Occupancy Total
Brisbane	893
15-Jul-21	30
16-Jul-21	84
17-Jul-21	152
18-Jul-21	81
19-Jul-21	125
20-Jul-21	132
21-Jul-21	174
22-Jul-21	115
Cairns	72
16-Jul-21	43
17-Jul-21	0
18-Jul-21	7
19-Jul-21	8
20-Jul-21	8
22-Jul-21	6
Gold Coast	139
16-Jul-21	40
17-Jul-21	43
18-Jul-21	2
19-Jul-21	2
20-Jul-21	24
21-Jul-21	4
22-Jul-21	24
Grand Total	1104

Total Occupancy per Hotel

Row Labels	Sum of Occupancy Total
	102
	4
	2
	12
	1614
	109
	16
	63
	209
	4
	4
	14
	4689
	9
	30
	12226
	26
	8
	1
	73
	162
	4
	57
	868
	4776
	827
	3179
	81
	6472
	7814
	2
	2908
	266
	2
	51
	16
	334
	4229
	6943
	244
	22
	61
	345
	4382
	3421
	1312
	1657
	5
	4
	7
	205
	5200
	9508
	12
	4794
	33
	41
	6057
	10406
Grand Total	105914

SDCC Logistics Dashboard - Accommodation Since 28-Mar-2020

Current Hotels	15
Total Persons Currently Accommodated	2866
Total Persons Departed	103437
Sum of Total Persons Accommodated	106303
Total Rooms Currently Occupied	2181
Total Blocked Rooms Currently Available	97
Total Rooms Currently Booked	2278

Number of persons in Queensland Government Quarantine Accommodation:

Hotels in Red Text have a Partial Block Booking

QPS District	Approved Hotels	Rooms Booked	Occupied	Rooms Available	Persons Accom.	Persons Departed	Agreed Rooms	Current Engagement
Brisbane		189	189	0	232	1382	150	1-Jul - 31-Jan
Brisbane		128	128	0	119	12311	75	1-Jul - 31-Jan
Brisbane		205	205	0	209	4584	115	1-Jul - 31-Jan
Brisbane		97	97	0	383	6089	65	1-Jul - 31-Jan
Brisbane		236	236	0	288	7526	160	1-Jul - 31-Jan
Brisbane		104	104	0	119	6824	75	1-Jul - 31-Jan
Brisbane		101	101	0	114	3307	75	1-Jul - 31-Jan
Brisbane		48	48	0	99	1558	40	1-Jul - 31-Jan
Brisbane		189	189	0	214	4986	104	1-Jul - 31-Jan
Brisbane		188	188	0	230	9278	140	1-Jul - 31-Jan
Brisbane		278	278	0	327	10247	180	1-Jul - 31-Jan
Cairns		150	113	37	146	4236	150	1-Jul - 31-Jan
Gladstone		31	3	28	5	21	31	1-Jul - 31-Jan
Gold Coast		150	118	32	161	4528	150	1-Jul - 31-Jan
Gold Coast		184	184	0	220	4574	150	1-Jul - 31-Jan

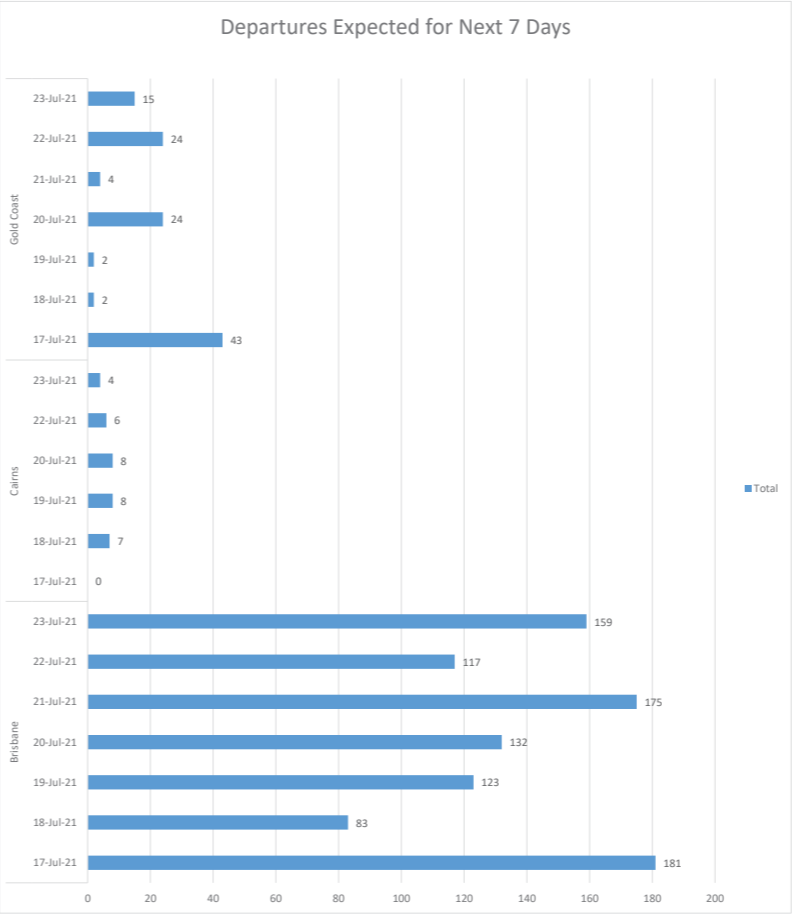
Note: maritime figures below are exclusively to reflect maritime guests. These figures are not recorded in the SDCC manifest and do not reflect non-maritime guests.

QPS District	Approved Hotel	Rooms Occupied Today	Persons Accom. Today	Persons Departing Today
Gladstone		3	3	0

QPS District	No longer in use	Rooms Booked	Occupied	Rooms Available	Persons Accom.	Persons Departed	Current Engagement
Brisbane		0	0	0	0	102	Agreement Terminated
Brisbane		0	0	0	0	0	Agreement Terminated
Brisbane		0	0	0	0	334	Agreement Terminated
Brisbane		0	0	0	0	345	Agreement Terminated
Brisbane		0	0	0	0	2	Agreement Terminated
Brisbane		0	0	0	0	2908	Agreement Terminated
Brisbane		0	0	0	0	3179	Agreement Terminated
Brisbane		0	0	0	0	4229	Re-branded as from 1/5/2021
Bundaberg		0	0	0	0	41	Agreement Terminated
Cairns		0	0	0	0	1	Agreement Terminated
Cairns		0	0	0	0	4	Agreement Terminated
Cairns		0	0	0	0	205	Agreement Terminated
Cairns		0	0	0	0	16	Agreement Terminated
Cairns		0	0	0	0	868	Agreement Terminated
Gladstone		0	0	0	0	73	Agreement Terminated
Charleville		0	0	0	0	16	Agreement Terminated
Dalby		0	0	0	0	0	Agreement Terminated
Dalby		0	0	0	0	0	Agreement Terminated
Gold Coast		0	0	0	0	12	Agreement Terminated
Gold Coast		0	0	0	0	57	Agreement Terminated
Gold Coast		0	0	0	0	1312	Agreement Terminated
Gold Coast		0	0	0	0	6057	Agreement Terminated
Gympie		0	0	0	0	0	Agreement Terminated
Hervey Bay		0	0	0	0	0	Agreement Terminated
Ipswich		0	0	0	0	5	Agreement Terminated
Ipswich		0	0	0	0	33	Agreement Terminated
Longreach		0	0	0	0	0	Agreement Terminated
Longreach		0	0	0	0	0	Agreement Terminated
Mackay		0	0	0	0	14	Agreement Terminated
Mackay		0	0	0	0	81	Agreement Terminated
Mackay		0	0	0	0	22	Agreement Terminated
Maryborough		0	0	0	0	2	Agreement Terminated
Maryborough		0	0	0	0	12	Agreement Terminated
Moreton		0	0	0	0	0	Agreement Terminated
Mount Isa		0	0	0	0	4	Agreement Terminated
Mount Isa		0	0	0	0	61	Agreement Terminated
Roma		0	0	0	0	51	Agreement Terminated
Roma		0	0	0	0	7	Agreement Terminated
Sunshine Coast		0	0	0	0	244	Agreement Terminated
Sunshine Coast		0	0	0	0	266	Agreement Terminated
Gladstone		0	0	0	0	2	Agreement Terminated
Koorabyn		0	0	0	0	4	Agreement Terminated
Toowoomba		0	0	0	0	4	Agreement Terminated
Toowoomba		0	0	0	0	0	Agreement Terminated
Toowoomba		0	0	0	0	162	Agreement Terminated
Toowoomba		0	0	0	0	109	Agreement Terminated
Toowoomba		0	0	0	0	209	Agreement Terminated
Townsville		0	0	0	0	0	Agreement Terminated
Townsville		0	0	0	0	827	Agreement Terminated
Townsville		0	0	0	0	63	Agreement Terminated
Townsville		0	0	0	0	0	Agreement Terminated
Townsville		0	0	0	0	0	Agreement Terminated
Rockhampton		0	0	0	0	9	Agreement Terminated
Rockhampton		0	0	0	0	30	Agreement Terminated
Rockhampton		0	0	0	0	4	Agreement Terminated

Report Time / Date: 19:56 17-Jul-21

Departure Dates		
QPS District	Today	Tomorrow
Brisbane	181	83
Cairns	0	7
Dalby	0	0
Gold Coast	43	2
Rockhampton	0	0
Townsville	0	0
Mount Isa	0	0



COVID Cohort	Cumulative Total
Air Crew	7940
Maritime	322
SW	160

\*Note: these numbers are extracted from the information provided by the hotels in their manifests to the SDCC.

Numbers are recorded here to balance daily. It is not a full list of the 'Cohorts' - these can be obtained from the relevant agency.

SW - Seasonal Workers

Departure for Next 7 Days

Status	Occupied
Row Labels	Sum of Occupancy Total
Brisbane	970
17-Jul-21	181
18-Jul-21	83
19-Jul-21	123
20-Jul-21	132
21-Jul-21	175
22-Jul-21	117
23-Jul-21	159
Cairns	33
17-Jul-21	0
18-Jul-21	7
19-Jul-21	8
20-Jul-21	8
22-Jul-21	6
23-Jul-21	4
Gold Coast	114
17-Jul-21	43
18-Jul-21	2
19-Jul-21	2
20-Jul-21	24
21-Jul-21	4
22-Jul-21	24
23-Jul-21	15
Grand Total	1117

Total Occupancy per Hotel

Row Labels	Sum of Occupancy Total
	102
	4
	2
	12
	1614
	109
	16
	63
	209
	117
	159
	14
	4689
	9
	30
	12430
	26
	1
	73
	162
	4
	57
	2
	868
	4793
	827
	3179
	81
	6472
	7814
	2
	2908
	266
	2
	51
	16
	334
	4229
	6943
	244
	22
	61
	345
	4382
	3421
	1312
	1657
	5
	4
	7
	205
	5200
	9508
	12
	4794
	33
	41
	6057
	10574
Grand Total	106303

## SDCC Logistics Dashboard - Accommodation Since 28-Mar-2020

<b>Current Hotels</b>	15	Across <b>ALL</b> Hotels
Total Persons Currently Accommodated	2863	
Total Persons Departed	103837	
Sum of Total Persons Accommodated	106700	
Total Rooms Currently Occupied	2195	
Total Blocked Rooms Currently Available	102	
Total Rooms Currently Booked	2297	

**Number of persons in Queensland Government Quarantine Accommodation:**

Hotels in **Red** Text have a **Partial Block Booking**

QPS District	Approved Hotels	Rooms Booked	Occupied	Rooms Available	Persons Accom.	Persons Departed	Agreed Rooms	Current Engagement
Brisbane		212	212	0	257	1402	150	1-Jul - 31-Jan
Brisbane		93	93	0	84	12378	75	1-Jul - 31-Jan
Brisbane		209	209	0	213	4603	115	1-Jul - 31-Jan
Brisbane		95	95	0	372	6119	65	1-Jul - 31-Jan
Brisbane		243	243	0	295	7557	160	1-Jul - 31-Jan
Brisbane		120	120	0	140	6838	75	1-Jul - 31-Jan
Brisbane		118	118	0	136	3307	75	1-Jul - 31-Jan
Brisbane		46	46	0	93	1574	40	1-Jul - 31-Jan
Brisbane		182	182	0	205	4999	104	1-Jul - 31-Jan
Brisbane		185	185	0	226	9311	140	1-Jul - 31-Jan
Brisbane		259	259	0	307	10276	180	1-Jul - 31-Jan
Cairns		150	100	50	120	4280	150	1-Jul - 31-Jan
Gladstone		31	3	28	5	21	31	1-Jul - 31-Jan
Gold Coast		150	126	24	172	4602	150	1-Jul - 31-Jan
Gold Coast		204	204	0	238	4584	150	1-Jul - 31-Jan

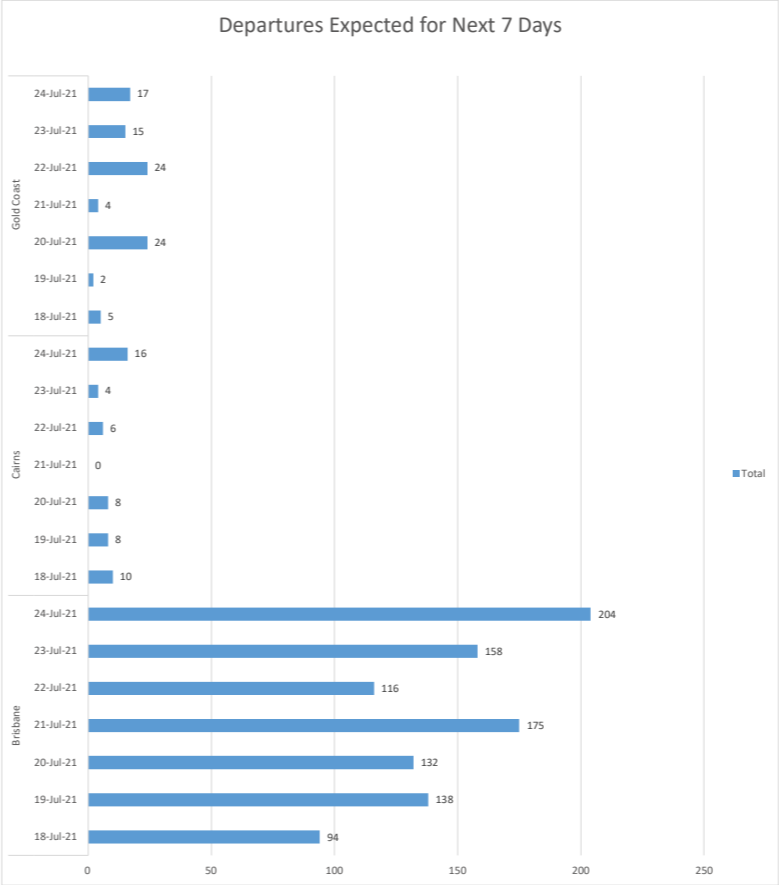
**Note:** maritime figures below are exclusively to reflect maritime guests. These figures are not recorded in the SDCC manifest and do not reflect non-maritime guests.

QPS District	Approved Hotel	Rooms Occupied Today	Persons Accom. Today	Persons Departing Today
Gladstone		3	3	0

QPS District	No longer in use	Rooms Booked	Occupied	Rooms Available	Persons Accom.	Persons Departed	Current Engagement
Brisbane		0	0	0	0	102	Agreement Terminated
Brisbane		0	0	0	0	0	Agreement Terminated
Brisbane		0	0	0	0	334	Agreement Terminated
Brisbane		0	0	0	0	345	Agreement Terminated
Brisbane		0	0	0	0	2	Agreement Terminated
Brisbane		0	0	0	0	2908	Agreement Terminated
Brisbane		0	0	0	0	3179	Agreement Terminated
Brisbane		0	0	0	0	4229	Re-branded as from 1/5/2021
Bundaberg		0	0	0	0	41	Agreement Terminated
Cairns		0	0	0	0	1	Agreement Terminated
Cairns		0	0	0	0	4	Agreement Terminated
Cairns		0	0	0	0	205	Agreement Terminated
Cairns		0	0	0	0	16	Agreement Terminated
Cairns		0	0	0	0	868	Agreement Terminated
Gladstone		0	0	0	0	73	Agreement Terminated
Charleville		0	0	0	0	16	Agreement Terminated
Dalby		0	0	0	0	0	Agreement Terminated
Dalby		0	0	0	0	0	Agreement Terminated
Gold Coast		0	0	0	0	12	Agreement Terminated
Gold Coast		0	0	0	0	57	Agreement Terminated
Gold Coast		0	0	0	0	1312	Agreement Terminated
Gold Coast		0	0	0	0	6057	Agreement Terminated
Gympie		0	0	0	0	0	Agreement Terminated
Hervey Bay		0	0	0	0	0	Agreement Terminated
Ipswich		0	0	0	0	5	Agreement Terminated
Ipswich		0	0	0	0	33	Agreement Terminated
Longreach		0	0	0	0	0	Agreement Terminated
Longreach		0	0	0	0	0	Agreement Terminated
Mackay		0	0	0	0	14	Agreement Terminated
Mackay		0	0	0	0	81	Agreement Terminated
Mackay		0	0	0	0	22	Agreement Terminated
Maryborough		0	0	0	0	2	Agreement Terminated
Maryborough		0	0	0	0	12	Agreement Terminated
Moreton		0	0	0	0	0	Agreement Terminated
Mount Isa		0	0	0	0	4	Agreement Terminated
Mount Isa		0	0	0	0	61	Agreement Terminated
Roma		0	0	0	0	51	Agreement Terminated
Roma		0	0	0	0	7	Agreement Terminated
Sunshine Coast		0	0	0	0	244	Agreement Terminated
Sunshine Coast		0	0	0	0	266	Agreement Terminated
Gladstone	0	0	0	0	2	Agreement Terminated	
Kooralbyn	0	0	0	0	4	Agreement Terminated	
Toowoomba	0	0	0	0	4	Agreement Terminated	
Toowoomba	0	0	0	0	0	Agreement Terminated	
Toowoomba	0	0	0	0	162	Agreement Terminated	
Toowoomba	0	0	0	0	109	Agreement Terminated	
Toowoomba	0	0	0	0	209	Agreement Terminated	
Townsville	0	0	0	0	0	Agreement Terminated	
Townsville	0	0	0	0	827	Agreement Terminated	
Townsville	0	0	0	0	63	Agreement Terminated	
Townsville	0	0	0	0	0	Agreement Terminated	
Townsville	0	0	0	0	0	Agreement Terminated	
Rockhampton	0	0	0	0	9	Agreement Terminated	
Rockhampton	0	0	0	0	30	Agreement Terminated	
Rockhampton	0	0	0	0	4	Agreement Terminated	

Report Time / Date: 19:02 18-Jul-21

Departure Dates			
QPS District		Today	Tomorrow
Brisbane		94	138
Cairns		10	8
Dalby		0	0
Gold Coast		5	2
Rockhampton		0	0
Townsville		0	0
Mount Isa		0	0



COVID Cohort	Cumulative Total
Air Crew	7908
Maritime	325
SW	160

**\*Note:** these numbers are extracted from the information provided by the hotels in their manifests to the SDCC.

Numbers are recorded here to balance daily. It is not a full list of the 'Cohorts' - these can be obtained from the relevant agency.

SW - Seasonal Workers

### Departure for Next 7 Days

### Total Occupancy per Hotel

Row Labels		Sum of Occupancy Total
Status	Occupied	102
		4
		2
		12
Row Labels	Sum of Occupancy Total	
Brisbane	1017	
18-Jul-21	94	1658
19-Jul-21	138	109
20-Jul-21	132	16
21-Jul-21	175	63
22-Jul-21	116	209
23-Jul-21	158	4
24-Jul-21	204	4
Cairns	52	14
18-Jul-21	10	4774
19-Jul-21	8	9
20-Jul-21	8	30
21-Jul-21	0	12462
22-Jul-21	6	26
23-Jul-21	4	1
24-Jul-21	16	73
Gold Coast	91	162
18-Jul-21	5	4
19-Jul-21	2	57
20-Jul-21	24	868
21-Jul-21	4	4816
22-Jul-21	24	827
23-Jul-21	15	3179
24-Jul-21	17	81
Grand Total	1160	6491
		7852
		2
		2908
		266
		2
		51
		16
		334
		4229
		6978
		244
		22
		61
		345
		4400
		3443
		1312
		1667
		5
		4
		7
		205
		5204
		9537
		12
		4822
		33
		41
		6057
		10583
Grand Total		106699

SDCC Logistics Dashboard - Accommodation Since 28-Mar-2020

Current Hotels	15
Total Persons Currently Accommodated	2898
Total Persons Departed	103839
Sum of Total Persons Accommodated	106737
Total Rooms Currently Occupied	2218
Total Blocked Rooms Currently Available	102
Total Rooms Currently Booked	2320

Number of persons in Queensland Government Quarantine Accommodation:

Hotels in Red Text have a Partial Block Booking

QPS District	Approved Hotels	Rooms Booked	Occupied	Rooms Available	Persons Accom.	Persons Departed	Agreed Rooms	Current Engagement
Brisbane		213	213	0	257	1404	150	1-Jul - 31-Jan
Brisbane		93	93	0	84	12378	75	1-Jul - 31-Jan
Brisbane		209	209	0	213	4603	115	1-Jul - 31-Jan
Brisbane		95	95	0	372	6119	65	1-Jul - 31-Jan
Brisbane		243	243	0	295	7557	160	1-Jul - 31-Jan
Brisbane		120	120	0	140	6838	75	1-Jul - 31-Jan
Brisbane		118	118	0	136	3307	75	1-Jul - 31-Jan
Brisbane		51	51	0	104	1574	40	1-Jul - 31-Jan
Brisbane		182	182	0	205	4999	104	1-Jul - 31-Jan
Brisbane		185	185	0	226	9311	140	1-Jul - 31-Jan
Brisbane		259	259	0	307	10276	180	1-Jul - 31-Jan
Cairns		150	100	50	120	4280	150	1-Jul - 31-Jan
Gladstone		31	3	28	5	21	31	1-Jul - 31-Jan
Gold Coast		150	126	24	172	4602	150	1-Jul - 31-Jan
Gold Coast		221	221	0	262	4584	150	1-Jul - 31-Jan

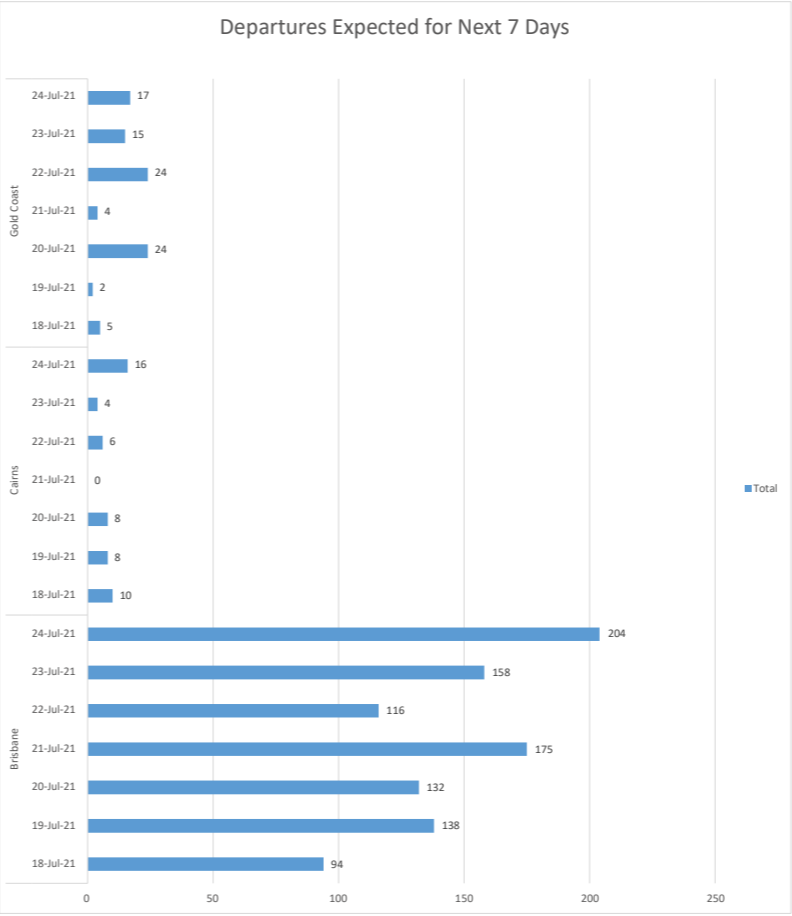
Note: maritime figures below are exclusively to reflect maritime guests. These figures are not recorded in the SDCC manifest and do not reflect non-maritime guests.

QPS District	Approved Hotel	Rooms Occupied Today	Persons Accom. Today	Persons Departing Today
Gladstone		3	3	0

QPS District	No longer in use	Rooms Booked	Occupied	Rooms Available	Persons Accom.	Persons Departed	Current Engagement
Brisbane		0	0	0	0	102	Agreement Terminated
Brisbane		0	0	0	0	0	Agreement Terminated
Brisbane		0	0	0	0	334	Agreement Terminated
Brisbane		0	0	0	0	345	Agreement Terminated
Brisbane		0	0	0	0	2	Agreement Terminated
Brisbane		0	0	0	0	2908	Agreement Terminated
Brisbane		0	0	0	0	3179	Agreement Terminated
Brisbane		0	0	0	0	4229	Re-branded as from 1/5/2021
Bundaberg		0	0	0	0	41	Agreement Terminated
Cairns		0	0	0	0	1	Agreement Terminated
Cairns		0	0	0	0	4	Agreement Terminated
Cairns		0	0	0	0	205	Agreement Terminated
Cairns		0	0	0	0	16	Agreement Terminated
Cairns		0	0	0	0	868	Agreement Terminated
Gladstone		0	0	0	0	73	Agreement Terminated
Charleville		0	0	0	0	16	Agreement Terminated
Dalby		0	0	0	0	0	Agreement Terminated
Dalby		0	0	0	0	0	Agreement Terminated
Gold Coast		0	0	0	0	12	Agreement Terminated
Gold Coast		0	0	0	0	57	Agreement Terminated
Gold Coast		0	0	0	0	1312	Agreement Terminated
Gold Coast		0	0	0	0	6057	Agreement Terminated
Gympie		0	0	0	0	0	Agreement Terminated
Hervey Bay		0	0	0	0	0	Agreement Terminated
Ipswich		0	0	0	0	5	Agreement Terminated
Ipswich		0	0	0	0	33	Agreement Terminated
Longreach		0	0	0	0	0	Agreement Terminated
Longreach		0	0	0	0	0	Agreement Terminated
Mackay		0	0	0	0	14	Agreement Terminated
Mackay		0	0	0	0	81	Agreement Terminated
Mackay		0	0	0	0	22	Agreement Terminated
Maryborough		0	0	0	0	2	Agreement Terminated
Maryborough		0	0	0	0	12	Agreement Terminated
Moreton		0	0	0	0	0	Agreement Terminated
Mount Isa		0	0	0	0	4	Agreement Terminated
Mount Isa		0	0	0	0	61	Agreement Terminated
Roma		0	0	0	0	51	Agreement Terminated
Roma		0	0	0	0	7	Agreement Terminated
Sunshine Coast		0	0	0	0	244	Agreement Terminated
Sunshine Coast		0	0	0	0	266	Agreement Terminated
Gladstone		0	0	0	0	2	Agreement Terminated
Kooralbyn		0	0	0	0	4	Agreement Terminated
Toowoomba		0	0	0	0	4	Agreement Terminated
Toowoomba		0	0	0	0	0	Agreement Terminated
Toowoomba		0	0	0	0	162	Agreement Terminated
Toowoomba		0	0	0	0	109	Agreement Terminated
Toowoomba		0	0	0	0	209	Agreement Terminated
Townsville		0	0	0	0	0	Agreement Terminated
Townsville		0	0	0	0	827	Agreement Terminated
Townsville		0	0	0	0	63	Agreement Terminated
Townsville		0	0	0	0	0	Agreement Terminated
Townsville		0	0	0	0	0	Agreement Terminated
Rockhampton		0	0	0	0	9	Agreement Terminated
Rockhampton		0	0	0	0	30	Agreement Terminated
Rockhampton		0	0	0	0	4	Agreement Terminated

Report Time / Date: 6:15 19-Jul-21

Departure Dates		
QPS District	Today	Tomorrow
Brisbane	138	132
Cairns	8	8
Dalby	0	0
Gold Coast	2	24
Rockhampton	0	0
Townsville	0	0
Mount Isa	0	0



COVID Cohort	Cumulative Total
Air Crew	7908
Maritime	325
SW	160

\*Note: these numbers are extracted from the information provided by the hotels in their manifests to the SDCC. Numbers are recorded here to balance daily. It is not a full list of the 'Cohorts' - these can be obtained from the relevant agency.

SW - Seasonal Workers

Departure for Next 7 Days

Status	Occupied
Row Labels	Sum of Occupancy Total
Brisbane	1017
18-Jul-21	94
19-Jul-21	138
20-Jul-21	132
21-Jul-21	175
22-Jul-21	116
23-Jul-21	158
24-Jul-21	204
Cairns	52
18-Jul-21	10
19-Jul-21	8
20-Jul-21	8
21-Jul-21	0
22-Jul-21	6
23-Jul-21	4
24-Jul-21	16
Gold Coast	91
18-Jul-21	5
19-Jul-21	2
20-Jul-21	24
21-Jul-21	4
22-Jul-21	24
23-Jul-21	15
24-Jul-21	17
Grand Total	1160

Total Occupancy per Hotel

Row Labels	Sum of Occupancy Total
	102
	4
	2
Brisbane	1017
18-Jul-21	94
19-Jul-21	1658
20-Jul-21	109
21-Jul-21	16
22-Jul-21	63
23-Jul-21	209
24-Jul-21	4
Cairns	52
18-Jul-21	10
19-Jul-21	8
20-Jul-21	8
21-Jul-21	0
22-Jul-21	6
23-Jul-21	4
24-Jul-21	16
Gold Coast	91
18-Jul-21	5
19-Jul-21	2
20-Jul-21	24
21-Jul-21	4
22-Jul-21	24
23-Jul-21	15
24-Jul-21	17
Grand Total	1160

Grand Total 106699

SDCC Logistics Dashboard - Accommodation Since 28-Mar-2020

Current Hotels	15
Total Persons Currently Accommodated	2995
Total Persons Departed	103857
Sum of Total Persons Accommodated	106852
Total Rooms Currently Occupied	2303
Total Blocked Rooms Currently Available	78
Total Rooms Currently Booked	2381

Number of persons in Queensland Government Quarantine Accommodation:

Hotels in Red Text have a Partial Block Booking

QPS District	Approved Hotels	Rooms Booked	Occupied	Rooms Available	Persons Accom.	Persons Departed	Agreed Rooms	Current Engagement
Brisbane		213	213	0	257	1402	150	1-Jul - 31-Jan
Brisbane		93	93	0	84	12378	75	1-Jul - 31-Jan
Brisbane		209	209	0	213	4603	115	1-Jul - 31-Jan
Brisbane		95	95	0	372	6119	65	1-Jul - 31-Jan
Brisbane		256	256	0	311	7569	160	1-Jul - 31-Jan
Brisbane		120	120	0	140	6838	75	1-Jul - 31-Jan
Brisbane		121	121	0	137	3315	75	1-Jul - 31-Jan
Brisbane		46	46	0	93	1574	40	1-Jul - 31-Jan
Brisbane		182	182	0	205	4999	104	1-Jul - 31-Jan
Brisbane		204	204	0	254	9311	140	1-Jul - 31-Jan
Brisbane		259	259	0	307	10276	180	1-Jul - 31-Jan
Cairns		150	100	50	120	4280	150	1-Jul - 31-Jan
Gladstone		31	3	28	5	21	31	1-Jul - 31-Jan
Gold Coast		198	198	0	259	4602	150	1-Jul - 31-Jan
Gold Coast		204	204	0	238	4584	150	1-Jul - 31-Jan

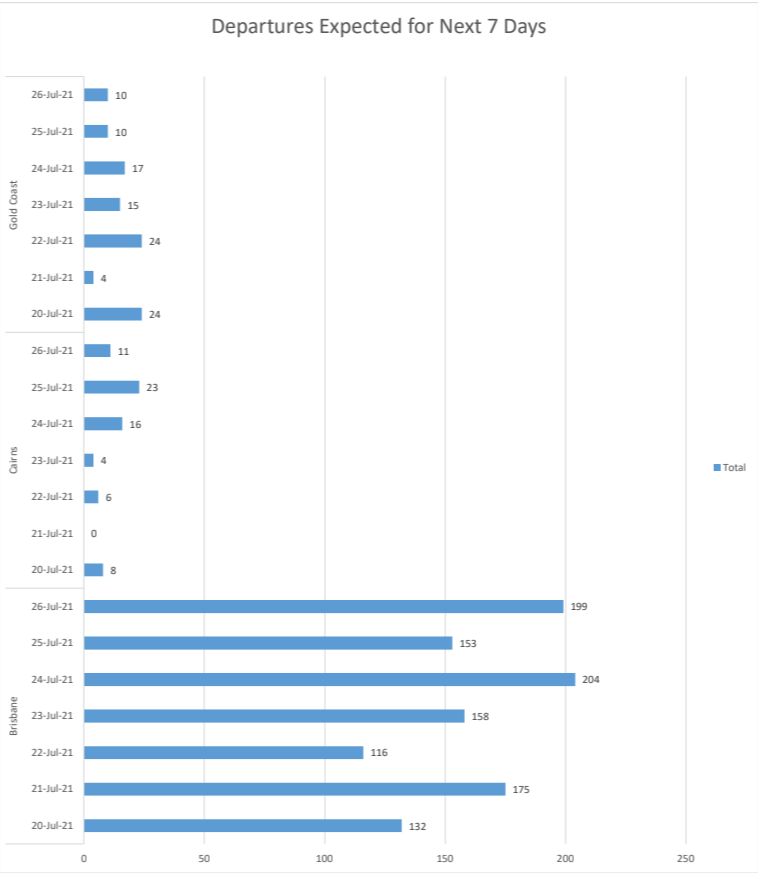
Note:   maritime figures below are exclusively to reflect maritime guests. These figures are not recorded in the SDCC manifest and do not reflect non-maritime guests.

QPS District	Approved Hotel	Rooms Occupied Today	Persons Accom. Today	Persons Departing Today
Gladstone	<span style="background-color: #cccccc; padding: 0 20px;"> </span>	3	3	0

QPS District	No longer in use	Rooms Booked	Occupied	Rooms Available	Persons Accom.	Persons Departed	Current Engagement
Brisbane		0	0	0	0	102	Agreement Terminated
Brisbane		0	0	0	0	0	Agreement Terminated
Brisbane		0	0	0	0	334	Agreement Terminated
Brisbane		0	0	0	0	345	Agreement Terminated
Brisbane		0	0	0	0	2	Agreement Terminated
Brisbane		0	0	0	0	2908	Agreement Terminated
Brisbane		0	0	0	0	3179	Agreement Terminated
Brisbane		0	0	0	0	4229	Re-branded as <span style="background-color: #cccccc; padding: 0 5px;"> </span> from 1/5/2021
Bundaberg		0	0	0	0	41	Agreement Terminated
Cairns		0	0	0	0	1	Agreement Terminated
Cairns		0	0	0	0	4	Agreement Terminated
Cairns		0	0	0	0	205	Agreement Terminated
Cairns		0	0	0	0	16	Agreement Terminated
Cairns		0	0	0	0	868	Agreement Terminated
Gladstone		0	0	0	0	73	Agreement Terminated
Charleville		0	0	0	0	16	Agreement Terminated
Dalby		0	0	0	0	0	Agreement Terminated
Dalby		0	0	0	0	0	Agreement Terminated
Gold Coast		0	0	0	0	12	Agreement Terminated
Gold Coast		0	0	0	0	57	Agreement Terminated
Gold Coast		0	0	0	0	1312	Agreement Terminated
Gold Coast		0	0	0	0	6057	Agreement Terminated
Gympie		0	0	0	0	0	Agreement Terminated
Hervey Bay		0	0	0	0	0	Agreement Terminated
Ipswich		0	0	0	0	5	Agreement Terminated
Ipswich		0	0	0	0	33	Agreement Terminated
Longreach		0	0	0	0	0	Agreement Terminated
Longreach		0	0	0	0	0	Agreement Terminated
Mackay		0	0	0	0	14	Agreement Terminated
Mackay		0	0	0	0	81	Agreement Terminated
Mackay		0	0	0	0	22	Agreement Terminated
Maryborough		0	0	0	0	2	Agreement Terminated
Maryborough		0	0	0	0	12	Agreement Terminated
Moreton		0	0	0	0	0	Agreement Terminated
Mount Isa		0	0	0	0	4	Agreement Terminated
Mount Isa		0	0	0	0	61	Agreement Terminated
Roma		0	0	0	0	51	Agreement Terminated
Roma		0	0	0	0	7	Agreement Terminated
Sunshine Coast		0	0	0	0	244	Agreement Terminated
Sunshine Coast		0	0	0	0	266	Agreement Terminated
Gladstone		0	0	0	0	2	Agreement Terminated
Kooralbyn		0	0	0	0	4	Agreement Terminated
Toowoomba		0	0	0	0	4	Agreement Terminated
Toowoomba		0	0	0	0	0	Agreement Terminated
Toowoomba		0	0	0	0	162	Agreement Terminated
Toowoomba		0	0	0	0	109	Agreement Terminated
Toowoomba		0	0	0	0	209	Agreement Terminated
Townsville		0	0	0	0	0	Agreement Terminated
Townsville		0	0	0	0	827	Agreement Terminated
Townsville		0	0	0	0	63	Agreement Terminated
Townsville		0	0	0	0	0	Agreement Terminated
Townsville		0	0	0	0	0	Agreement Terminated
Rockhampton		0	0	0	0	9	Agreement Terminated
Rockhampton		0	0	0	0	30	Agreement Terminated
Rockhampton		0	0	0	0	4	Agreement Terminated

Report Time / Date: 8:12 20-Jul-21

Departure Dates		
QPS District	Today	Tomorrow
Brisbane	132	175
Cairns	8	0
Dalby	0	0
Gold Coast	24	4
Rockhampton	0	0
Townsville	0	0
Mount Isa	0	0



COVID Cohort	Cumulative Total
Air Crew	7908
Maritime	325
SW	160

\*Note: these numbers are extracted from the information provided by the hotels in their manifests to the SDCC. Numbers are recorded here to balance daily. It is not a full list of the 'Cohorts' - these can be obtained from the relevant agency.

SW - Seasonal Workers

Departure for Next 7 Days

Status	Occupied
Row Labels	Sum of Occupancy Total
Brisbane	1137
20-Jul-21	132
21-Jul-21	175
22-Jul-21	116
23-Jul-21	158
24-Jul-21	204
25-Jul-21	153
26-Jul-21	199
Cairns	68
20-Jul-21	8
21-Jul-21	0
22-Jul-21	6
23-Jul-21	4
24-Jul-21	16
25-Jul-21	23
26-Jul-21	11
Gold Coast	104
20-Jul-21	24
21-Jul-21	4
22-Jul-21	24
23-Jul-21	15
24-Jul-21	17
25-Jul-21	10
26-Jul-21	10
Grand Total	1309

Total Occupancy per Hotel

Row Labels	Sum of Occupancy Total
	102
	4
	2
	12
	1659
	109
	16
	63
	209
	4
	4
	14
	8
	0
	9
	30
	4
	12462
	16
	26
	1
	73
	162
	4
	4
	57
	24
	868
	15
	827
	3179
	81
	6491
	7880
	2
	2908
	266
	2
	51
	16
	334
	4229
	6978
	244
	22
	61
	345
	4400
	3452
	1312
	1667
	5
	4
	7
	205
	5204
	9565
	12
	4822
	33
	41
	6057
	10583
Grand Total	106852

SDCC Logistics Dashboard - Accommodation Since 28-Mar-2020

Current Hotels	15
Total Persons Currently Accommodated	2995
Total Persons Departed	103857
Sum of Total Persons Accommodated	106852
Total Rooms Currently Occupied	2303
Total Blocked Rooms Currently Available	78
Total Rooms Currently Booked	2381

Number of persons in Queensland Government Quarantine Accommodation:

Hotels in Red Text have a Partial Block Booking

QPS District	Approved Hotels	Rooms Booked	Occupied	Rooms Available	Persons Accom.	Persons Departed	Agreed Rooms	Current Engagement
Brisbane		213	213	0	257	1402	150	1-Jul - 31-Jan
Brisbane		93	93	0	84	12378	75	1-Jul - 31-Jan
Brisbane		209	209	0	213	4603	115	1-Jul - 31-Jan
Brisbane		95	95	0	372	6119	65	1-Jul - 31-Jan
Brisbane		256	256	0	311	7569	160	1-Jul - 31-Jan
Brisbane		120	120	0	140	6838	75	1-Jul - 31-Jan
Brisbane		121	121	0	137	3315	75	1-Jul - 31-Jan
Brisbane		46	46	0	93	1574	40	1-Jul - 31-Jan
Brisbane		182	182	0	205	4999	104	1-Jul - 31-Jan
Brisbane		204	204	0	254	9311	140	1-Jul - 31-Jan
Brisbane		259	259	0	307	10276	180	1-Jul - 31-Jan
Cairns		150	100	50	120	4280	150	1-Jul - 31-Jan
Gladstone		31	3	28	5	21	31	1-Jul - 31-Jan
Gold Coast		198	198	0	259	4602	150	1-Jul - 31-Jan
Gold Coast		204	204	0	238	4584	150	1-Jul - 31-Jan

**Note:**   maritime figures below are exclusively to reflect maritime guests. These figures are not recorded in the SDCC manifest and do not reflect non-maritime guests.

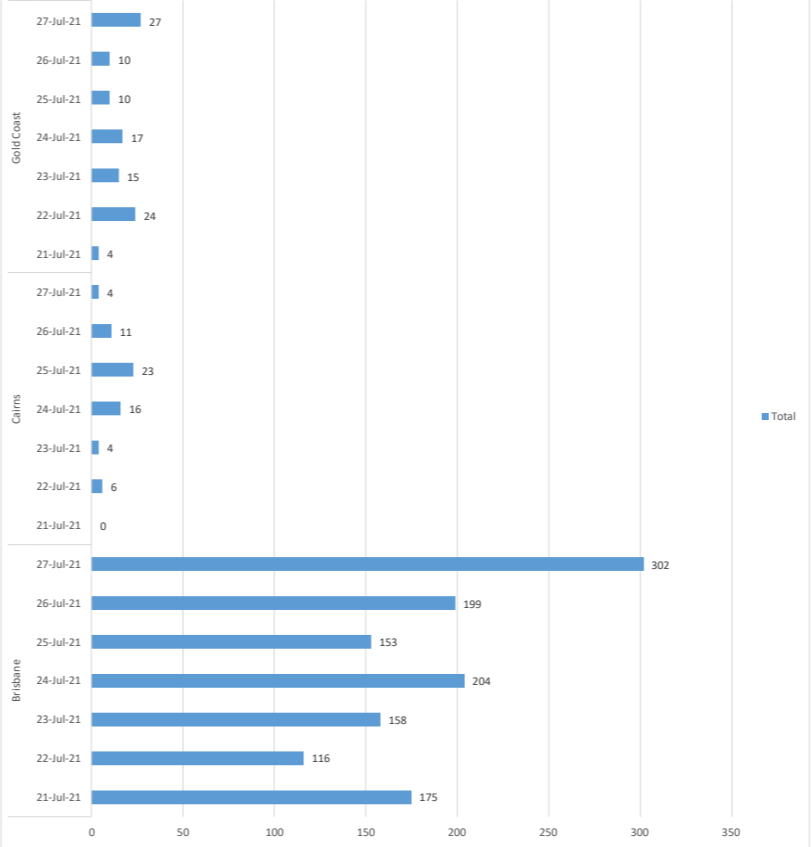
QPS District	Approved Hotel	Rooms Occupied Today	Persons Accom. Today	Persons Departing Today
Gladstone	<span style="background-color: #cccccc;"> </span>	3	3	0

QPS District	No longer in use	Rooms Booked	Occupied	Rooms Available	Persons Accom.	Persons Departed	Current Engagement
Brisbane		0	0	0	0	102	Agreement Terminated
Brisbane		0	0	0	0	0	Agreement Terminated
Brisbane		0	0	0	0	334	Agreement Terminated
Brisbane		0	0	0	0	345	Agreement Terminated
Brisbane		0	0	0	0	2	Agreement Terminated
Brisbane		0	0	0	0	2908	Agreement Terminated
Brisbane		0	0	0	0	3179	Agreement Terminated
Brisbane		0	0	0	0	4229	Re-branded as <span style="background-color: #cccccc;"> </span> from 1/5/2021
Bundaberg		0	0	0	0	41	Agreement Terminated
Cairns		0	0	0	0	1	Agreement Terminated
Cairns		0	0	0	0	4	Agreement Terminated
Cairns		0	0	0	0	205	Agreement Terminated
Cairns		0	0	0	0	16	Agreement Terminated
Cairns		0	0	0	0	868	Agreement Terminated
Gladstone		0	0	0	0	73	Agreement Terminated
Charleville		0	0	0	0	16	Agreement Terminated
Dalby		0	0	0	0	0	Agreement Terminated
Dalby		0	0	0	0	0	Agreement Terminated
Gold Coast		0	0	0	0	12	Agreement Terminated
Gold Coast		0	0	0	0	57	Agreement Terminated
Gold Coast		0	0	0	0	1312	Agreement Terminated
Gold Coast		0	0	0	0	6057	Agreement Terminated
Gympie		0	0	0	0	0	Agreement Terminated
Hervey Bay		0	0	0	0	0	Agreement Terminated
Ipswich		0	0	0	0	5	Agreement Terminated
Ipswich		0	0	0	0	33	Agreement Terminated
Longreach		0	0	0	0	0	Agreement Terminated
Longreach		0	0	0	0	0	Agreement Terminated
Mackay		0	0	0	0	14	Agreement Terminated
Mackay		0	0	0	0	81	Agreement Terminated
Mackay		0	0	0	0	22	Agreement Terminated
Maryborough		0	0	0	0	2	Agreement Terminated
Maryborough		0	0	0	0	12	Agreement Terminated
Moreton		0	0	0	0	0	Agreement Terminated
Mount Isa		0	0	0	0	4	Agreement Terminated
Mount Isa		0	0	0	0	61	Agreement Terminated
Roma		0	0	0	0	51	Agreement Terminated
Roma		0	0	0	0	7	Agreement Terminated
Sunshine Coast		0	0	0	0	244	Agreement Terminated
Sunshine Coast		0	0	0	0	266	Agreement Terminated
Gladstone		0	0	0	0	2	Agreement Terminated
Kooralbyn		0	0	0	0	4	Agreement Terminated
Toowoomba		0	0	0	0	4	Agreement Terminated
Toowoomba		0	0	0	0	0	Agreement Terminated
Toowoomba		0	0	0	0	162	Agreement Terminated
Toowoomba		0	0	0	0	109	Agreement Terminated
Toowoomba		0	0	0	0	209	Agreement Terminated
Townsville		0	0	0	0	0	Agreement Terminated
Townsville		0	0	0	0	827	Agreement Terminated
Townsville		0	0	0	0	63	Agreement Terminated
Townsville		0	0	0	0	0	Agreement Terminated
Townsville		0	0	0	0	0	Agreement Terminated
Rockhampton		0	0	0	0	9	Agreement Terminated
Rockhampton		0	0	0	0	30	Agreement Terminated
Rockhampton		0	0	0	0	4	Agreement Terminated

Report Time / Date: 18:21 21-Jul-21

Departure Dates		
QPS District	Today	Tomorrow
Brisbane	175	116
Cairns	0	6
Dalby	0	0
Gold Coast	4	24
Rockhampton	0	0
Townsville	0	0
Mount Isa	0	0

Departures Expected for Next 7 Days



COVID Cohort	Cumulative Total
Air Crew	7908
Maritime	325
SW	160

\*Note: these numbers are extracted from the information provided by the hotels in their manifests to the SDCC.

Numbers are recorded here to balance daily. It is not a full list of the 'Cohorts' - these can be obtained from the relevant agency.

SW - Seasonal Workers

Departure for Next 7 Days

Status	Occupied
Row Labels	Sum of Occupancy Total
Brisbane	1307
21-Jul-21	175
22-Jul-21	116
23-Jul-21	158
24-Jul-21	204
25-Jul-21	153
26-Jul-21	199
27-Jul-21	302
Cairns	64
21-Jul-21	0
22-Jul-21	6
23-Jul-21	4
24-Jul-21	16
25-Jul-21	23
26-Jul-21	11
27-Jul-21	4
Gold Coast	107
21-Jul-21	4
22-Jul-21	24
23-Jul-21	15
24-Jul-21	17
25-Jul-21	10
26-Jul-21	10
27-Jul-21	27
Grand Total	1478

Total Occupancy per Hotel

Row Labels	Sum of Occupancy Total
	102
	4
	2
	12
	1659
	109
	16
	63
	209
	4
	4
	14
	4861
	9
	30
	12462
	26
	1
	73
	162
	4
	4
	57
	868
	4816
	827
	3179
	81
	6491
	7880
	2
	2908
	266
	2
	51
	16
	334
	4229
	6978
	244
	22
	61
	345
	4400
	3452
	1312
	1667
	5
	4
	7
	205
	5204
	9565
	12
	4822
	33
	41
	6057
	10583
Grand Total	106852

SDCC Logistics Dashboard - Accommodation Since 28-Mar-2020

Current Hotels	15
Total Persons Currently Accommodated	2942
Total Persons Departed	103966
Sum of Total Persons Accommodated	106908
Total Rooms Currently Occupied	2292
Total Blocked Rooms Currently Available	78
Total Rooms Currently Booked	2370

Number of persons in Queensland Government Quarantine Accommodation:

Hotels in Red Text have a Partial Block Booking

QPS District	Approved Hotels	Rooms Booked	Occupied	Rooms Available	Persons Accom.	Persons Departed	Agreed Rooms	Current Engagement
Brisbane		213	213	0	257	1402	150	1-Jul - 31-Jan
Brisbane		93	93	0	84	12378	75	1-Jul - 31-Jan
Brisbane		209	209	0	213	4603	115	1-Jul - 31-Jan
Brisbane		79	79	0	306	6200	65	1-Jul - 31-Jan
Brisbane		256	256	0	311	7569	160	1-Jul - 31-Jan
Brisbane		120	120	0	140	6838	75	1-Jul - 31-Jan
Brisbane		121	121	0	137	3315	75	1-Jul - 31-Jan
Brisbane		54	54	0	112	1596	40	1-Jul - 31-Jan
Brisbane		182	182	0	205	4999	104	1-Jul - 31-Jan
Brisbane		201	201	0	248	9317	140	1-Jul - 31-Jan
Brisbane		259	259	0	307	10276	180	1-Jul - 31-Jan
Cairns		150	100	50	120	4280	150	1-Jul - 31-Jan
Gladstone		31	3	28	5	21	31	1-Jul - 31-Jan
Gold Coast		198	198	0	259	4602	150	1-Jul - 31-Jan
Gold Coast		204	204	0	238	4584	150	1-Jul - 31-Jan

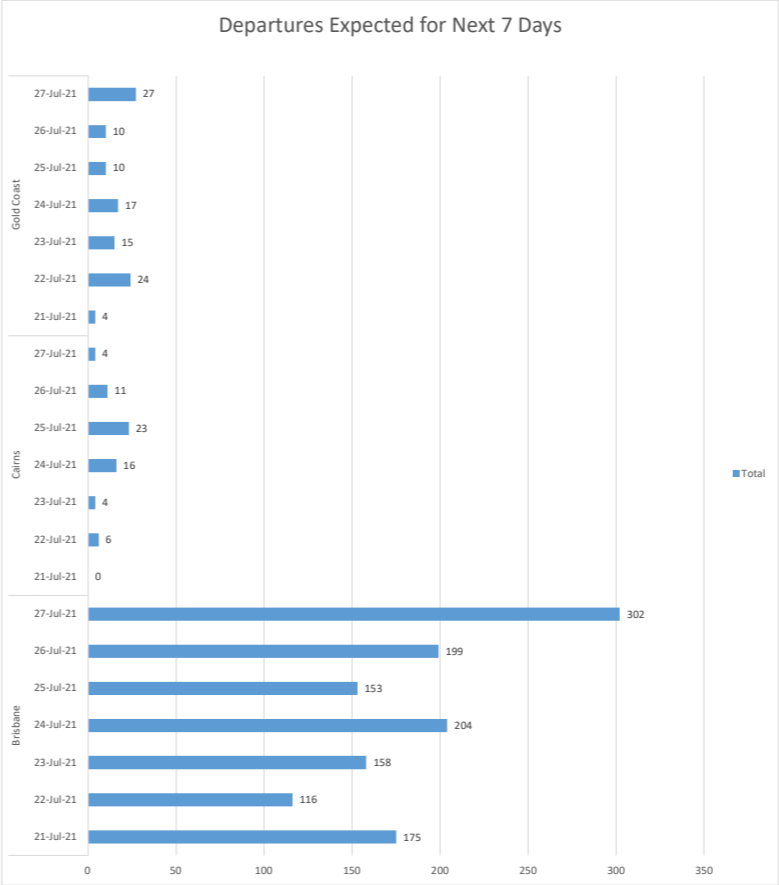
Note: maritime figures below are exclusively to reflect maritime guests. These figures are not recorded in the SDCC manifest and do not reflect non-maritime guests.

QPS District	Approved Hotel	Rooms Occupied Today	Persons Accom. Today	Persons Departing Today
Gladstone		3	3	0

QPS District	No longer in use	Rooms Booked	Occupied	Rooms Available	Persons Accom.	Persons Departed	Current Engagement
Brisbane		0	0	0	0	102	Agreement Terminated
Brisbane		0	0	0	0	0	Agreement Terminated
Brisbane		0	0	0	0	334	Agreement Terminated
Brisbane		0	0	0	0	345	Agreement Terminated
Brisbane		0	0	0	0	2	Agreement Terminated
Brisbane		0	0	0	0	2908	Agreement Terminated
Brisbane		0	0	0	0	3179	Agreement Terminated
Brisbane		0	0	0	0	4229	Re-branded as from 1/5/2021
Bundaberg		0	0	0	0	41	Agreement Terminated
Cairns		0	0	0	0	1	Agreement Terminated
Cairns		0	0	0	0	4	Agreement Terminated
Cairns		0	0	0	0	205	Agreement Terminated
Cairns		0	0	0	0	16	Agreement Terminated
Cairns		0	0	0	0	868	Agreement Terminated
Gladstone		0	0	0	0	73	Agreement Terminated
Charleville		0	0	0	0	16	Agreement Terminated
Dalby		0	0	0	0	0	Agreement Terminated
Dalby		0	0	0	0	0	Agreement Terminated
Gold Coast		0	0	0	0	12	Agreement Terminated
Gold Coast		0	0	0	0	57	Agreement Terminated
Gold Coast		0	0	0	0	1312	Agreement Terminated
Gold Coast		0	0	0	0	6057	Agreement Terminated
Gympie		0	0	0	0	0	Agreement Terminated
Hervey Bay		0	0	0	0	0	Agreement Terminated
Ipswich		0	0	0	0	5	Agreement Terminated
Ipswich		0	0	0	0	33	Agreement Terminated
Longreach		0	0	0	0	0	Agreement Terminated
Longreach		0	0	0	0	0	Agreement Terminated
Mackay		0	0	0	0	14	Agreement Terminated
Mackay		0	0	0	0	81	Agreement Terminated
Mackay		0	0	0	0	22	Agreement Terminated
Maryborough		0	0	0	0	2	Agreement Terminated
Maryborough		0	0	0	0	12	Agreement Terminated
Moreton		0	0	0	0	0	Agreement Terminated
Mount Isa		0	0	0	0	4	Agreement Terminated
Mount Isa		0	0	0	0	61	Agreement Terminated
Roma		0	0	0	0	51	Agreement Terminated
Roma		0	0	0	0	7	Agreement Terminated
Sunshine Coast		0	0	0	0	244	Agreement Terminated
Sunshine Coast		0	0	0	0	266	Agreement Terminated
Gladstone		0	0	0	0	2	Agreement Terminated
Kooralbyn		0	0	0	0	4	Agreement Terminated
Toowoomba		0	0	0	0	4	Agreement Terminated
Toowoomba		0	0	0	0	0	Agreement Terminated
Toowoomba		0	0	0	0	162	Agreement Terminated
Toowoomba		0	0	0	0	109	Agreement Terminated
Toowoomba		0	0	0	0	209	Agreement Terminated
Townsville		0	0	0	0	0	Agreement Terminated
Townsville		0	0	0	0	827	Agreement Terminated
Townsville		0	0	0	0	63	Agreement Terminated
Townsville		0	0	0	0	0	Agreement Terminated
Townsville		0	0	0	0	0	Agreement Terminated
Rockhampton		0	0	0	0	9	Agreement Terminated
Rockhampton		0	0	0	0	30	Agreement Terminated
Rockhampton		0	0	0	0	4	Agreement Terminated

Report Time / Date: 20:13 22-Jul-21

Departure Dates		
QPS District	Today	Tomorrow
Brisbane	110	158
Cairns	6	4
Dalby	0	0
Gold Coast	24	15
Rockhampton	0	0
Townsville	0	0
Mount Isa	0	0



COVID Cohort	Cumulative Total
Air Crew	7908
Maritime	325
SW	160

\*Note: these numbers are extracted from the information provided by the hotels in their manifests to the SDCC.

Numbers are recorded here to balance daily. It is not a full list of the 'Cohorts' - these can be obtained from the relevant agency.

SW - Seasonal Workers

Departure for Next 7 Days

Status	Occupied
Row Labels	Sum of Occupancy Total
Brisbane	1307
21-Jul-21	175
22-Jul-21	116
23-Jul-21	158
24-Jul-21	204
25-Jul-21	153
26-Jul-21	199
27-Jul-21	302
Cairns	64
21-Jul-21	0
22-Jul-21	6
23-Jul-21	4
24-Jul-21	16
25-Jul-21	23
26-Jul-21	11
27-Jul-21	4
Gold Coast	107
21-Jul-21	4
22-Jul-21	24
23-Jul-21	15
24-Jul-21	17
25-Jul-21	10
26-Jul-21	10
27-Jul-21	27
Grand Total	1478

Total Occupancy per Hotel

Row Labels	Sum of Occupancy Total
	102
	4
	2
Brisbane	1307
21-Jul-21	175
22-Jul-21	116
23-Jul-21	158
24-Jul-21	204
25-Jul-21	153
26-Jul-21	199
27-Jul-21	302
Cairns	64
21-Jul-21	0
22-Jul-21	6
23-Jul-21	4
24-Jul-21	16
25-Jul-21	23
26-Jul-21	11
27-Jul-21	4
Gold Coast	107
21-Jul-21	4
22-Jul-21	24
23-Jul-21	15
24-Jul-21	17
25-Jul-21	10
26-Jul-21	10
27-Jul-21	27
Grand Total	1478

Grand Total 106852

SDCC Logistics Dashboard - Accommodation Since 28-Mar-2020

Current Hotels	17	Across <b>ALL</b> Hotels
Total Persons Currently Accommodated	3146	
Total Persons Departed	104268	
Sum of Total Persons Accommodated	107414	
Total Rooms Currently Occupied	2446	
Total Blocked Rooms Currently Available	279	
Total Rooms Currently Booked	2725	

Number of persons in Queensland Government Quarantine Accommodation:

Hotels in **Red** Text have a **Partial Block Booking**

QPS District	Approved Hotels	Rooms Booked	Occupied	Rooms Available	Persons Accom.	Persons Departed	Agreed Rooms	Current Engagement
Brisbane		213	213	0	257	1402	150	1-Jul - 31-Jan
Brisbane		93	93	0	84	12378	75	1-Jul - 31-Jan
Brisbane		165	165	0	165	4744	115	1-Jul - 31-Jan
Brisbane		79	79	0	306	6200	65	1-Jul - 31-Jan
Brisbane		255	255	0	307	7588	160	1-Jul - 31-Jan
Brisbane		131	131	0	161	6886	75	1-Jul - 31-Jan
Brisbane		125	0	125	0	345	125	21-Jul - 31-Jan
Brisbane		122	122	0	142	3348	75	1-Jul - 31-Jan
Brisbane		53	53	0	105	1606	40	1-Jul - 31-Jan
Brisbane		182	182	0	205	4999	104	1-Jul - 31-Jan
Brisbane		235	235	0	292	9339	140	1-Jul - 31-Jan
Brisbane		266	266	0	314	10277	180	1-Jul - 31-Jan
Cairns		150	137	13	159	4283	150	1-Jul - 31-Jan
Gladstone		31	0	31	0	27	31	1-Jul - 31-Jan
Gold Coast		222	222	0	291	4621	150	1-Jul - 31-Jan
Gold Coast		293	293	0	358	4584	150	1-Jul - 31-Jan
Sunshine Coast		110	0	110	0	244	110	23-Jul - TBA

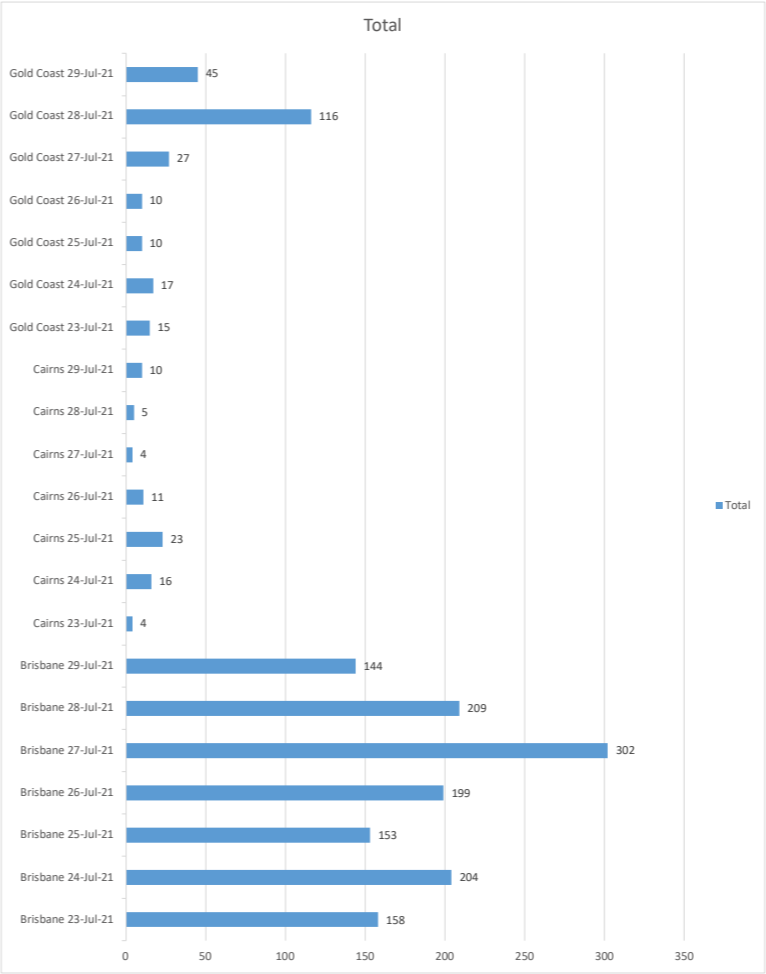
Note:  maritime figures below are exclusively to reflect maritime guests. These figures are not recorded in the SDCC manifest and do not reflect non-maritime guests.

QPS District	Approved Hotel	Rooms Occupied Today	Persons Accom. Today	Persons Departing Today
Gladstone	<div></div>	12	12	0

QPS District	No longer in use	Rooms Booked	Occupied	Rooms Available	Persons Accom.	Persons Departed	Current Engagement
Brisbane		0	0	0	0	102	Agreement Terminated
Brisbane		0	0	0	0	0	Agreement Terminated
Brisbane		0	0	0	0	334	Agreement Terminated
Brisbane		0	0	0	0	2	Agreement Terminated
Brisbane		0	0	0	0	2908	Agreement Terminated
Brisbane		0	0	0	0	3179	Agreement Terminated
Brisbane		0	0	0	0	4229	Re-branded as <div></div> from 1/5/2021
Bundaberg		0	0	0	0	41	Agreement Terminated
Cairns		0	0	0	0	1	Agreement Terminated
Cairns		0	0	0	0	4	Agreement Terminated
Cairns		0	0	0	0	205	Agreement Terminated
Cairns		0	0	0	0	16	Agreement Terminated
Cairns		0	0	0	0	868	Agreement Terminated
Gladstone		0	0	0	0	73	Agreement Terminated
Charleville		0	0	0	0	16	Agreement Terminated
Dalby		0	0	0	0	0	Agreement Terminated
Dalby		0	0	0	0	0	Agreement Terminated
Gold Coast		0	0	0	0	12	Agreement Terminated
Gold Coast		0	0	0	0	57	Agreement Terminated
Gold Coast		0	0	0	0	1312	Agreement Terminated
Gold Coast		0	0	0	0	6057	Agreement Terminated
Gympie		0	0	0	0	0	Agreement Terminated
Hervey Bay		0	0	0	0	0	Agreement Terminated
Ipswich		0	0	0	0	5	Agreement Terminated
Ipswich		0	0	0	0	33	Agreement Terminated
Longreach		0	0	0	0	0	Agreement Terminated

Report Time / Date: 18:27 23-Jul-21

Departure Dates		
QPS District	Today	Tomorrow
Brisbane	148	215
Cairns	4	16
Dalby	0	0
Gold Coast	11	17
Rockhampton	0	0
Townsville	0	0
Mount Isa	0	0



COVID Cohort	Cumulative Total
Air Crew	7969
Maritime	325
SW	161

\*Note: these numbers are extracted from the information provided by the hotels in their manifests to the SDCC. Numbers are recorded here to balance daily. It is not a full list of the 'Cohorts' - these can be obtained from the relevant agency.

SW - Seasonal Workers

Departure for Next 7

Status	Occupied
--------	----------

Row Labels	Sum of Occupancy Total
Brisbane	1367
#####	215
#####	167
#####	187
#####	303
#####	210
#####	150
#####	135
Cairns	86
#####	16
#####	23
#####	12
#####	4
#####	5
#####	10
#####	16
Gold Coast	314
#####	17
#####	10
#####	10
#####	27
#####	116
#####	45
#####	89
Grand Total	1767

Total Occupancy per Hotel

Row Labels	Sum of Occupancy Total
	4
	2
	102
	12
	1659
	109
	16
	63
	209
	4
	4
	14
	4912
	9
	30
	12462
	27
	1
	73
	162
	4
	57
	868
	4909
	827
	3179
	81
	6506
	7895
	2
	2908
	266
	2
	51
	16
	334
	4229
	7047
	244
	22
	61
	345
	4442
	3490
	1312
	1711
	5
	4
	7
	205
	5204
	9632
	12
	4942
	33
	41
	6057
	10591
Grand Total	107415

SDCC Logistics Dashboard - Accommodation Since 28-Mar-2020

Current Hotels	17
Total Persons Currently Accommodated	3287
Total Persons Departed	104969
Sum of Total Persons Accommodated	108256
Total Rooms Currently Occupied	2602
Total Blocked Rooms Currently Available	266
Total Rooms Currently Booked	2868

Number of persons in Queensland Government Quarantine Accommodation:

Hotels in Red Text have a Partial Block Booking

QPS District	Approved Hotels	Rooms Booked	Occupied	Rooms Available	Persons Accom.	Persons Departed	Agreed Rooms	Current Engagement
Brisbane		257	257	0	320	1547	150	1-Jul - 31-Jan
Brisbane		113	113	0	113	12628	75	1-Jul - 31-Jan
Brisbane		165	165	0	165	4744	115	1-Jul - 31-Jan
Brisbane		72	72	0	269	6283	65	1-Jul - 31-Jan
Brisbane		251	251	0	303	7603	160	1-Jul - 31-Jan
Brisbane		141	141	0	162	6918	75	1-Jul - 31-Jan
Brisbane		125	0	125	0	345	125	21-Jul - 31-Jan
Brisbane		119	119	0	139	3351	75	1-Jul - 31-Jan
Brisbane		51	51	0	102	1620	40	1-Jul - 31-Jan
Brisbane		223	223	0	253	5012	104	1-Jul - 31-Jan
Brisbane		242	242	0	297	9345	140	1-Jul - 31-Jan
Brisbane		285	285	0	340	10322	180	1-Jul - 31-Jan
Cairns		175	175	0	205	4317	150	1-Jul - 31-Jan
Gladstone		31	0	31	0	27	31	1-Jul - 31-Jan
Gold Coast		241	241	0	292	4650	150	1-Jul - 31-Jan
Gold Coast		267	267	0	327	4616	150	1-Jul - 31-Jan
Sunshine Coast		110	0	110	0	244	110	23-Jul - TBA

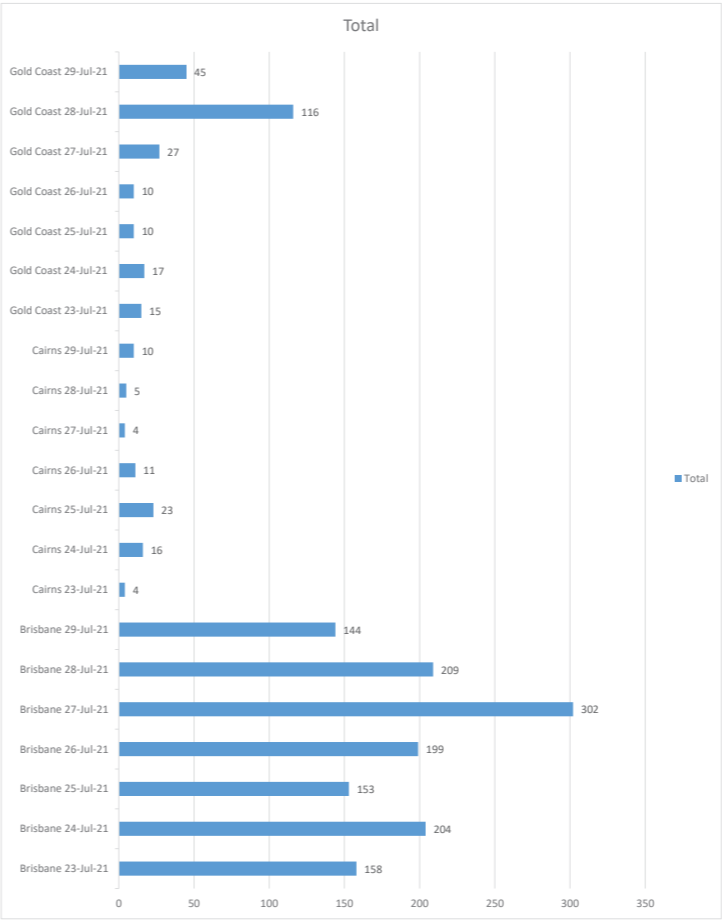
Note: maritime figures below are exclusively to reflect maritime guests. These figures are not recorded in the SDCC manifest and do not reflect non-maritime guests.

QPS District	Approved Hotel	Rooms Occupied Today	Persons Accom. Today	Persons Departing Today
Gladstone		12	12	0

QPS District	No longer in use	Rooms Booked	Occupied	Rooms Available	Persons Accom.	Persons Departed	Current Engagement
Brisbane		0	0	0	0	102	Agreement Terminated
Brisbane		0	0	0	0	0	Agreement Terminated
Brisbane		0	0	0	0	334	Agreement Terminated
Brisbane		0	0	0	0	2	Agreement Terminated
Brisbane		0	0	0	0	2908	Agreement Terminated
Brisbane		0	0	0	0	3179	Agreement Terminated
Brisbane		0	0	0	0	4229	Re-branded as from 1/5/2021
Bundaberg		0	0	0	0	41	Agreement Terminated
Cairns		0	0	0	0	1	Agreement Terminated
Cairns		0	0	0	0	4	Agreement Terminated
Cairns		0	0	0	0	205	Agreement Terminated
Cairns		0	0	0	0	16	Agreement Terminated
Cairns		0	0	0	0	868	Agreement Terminated
Gladstone		0	0	0	0	73	Agreement Terminated
Charleville		0	0	0	0	16	Agreement Terminated
Dalby		0	0	0	0	0	Agreement Terminated
Dalby		0	0	0	0	0	Agreement Terminated
Gold Coast		0	0	0	0	12	Agreement Terminated
Gold Coast		0	0	0	0	57	Agreement Terminated
Gold Coast		0	0	0	0	1312	Agreement Terminated
Gold Coast		0	0	0	0	6057	Agreement Terminated
Gympie		0	0	0	0	0	Agreement Terminated
Hervey Bay		0	0	0	0	0	Agreement Terminated
Ipswich		0	0	0	0	5	Agreement Terminated
Ipswich		0	0	0	0	33	Agreement Terminated
Longreach		0	0	0	0	0	Agreement Terminated
Longreach		0	0	0	0	0	Agreement Terminated
Mackay		0	0	0	0	14	Agreement Terminated
Mackay		0	0	0	0	81	Agreement Terminated
Mackay		0	0	0	0	22	Agreement Terminated
Maryborough		0	0	0	0	2	Agreement Terminated
Maryborough		0	0	0	0	12	Agreement Terminated
Moreton		0	0	0	0	0	Agreement Terminated
Mount Isa		0	0	0	0	4	Agreement Terminated
Mount Isa		0	0	0	0	61	Agreement Terminated
Roma		0	0	0	0	51	Agreement Terminated
Roma		0	0	0	0	7	Agreement Terminated
Sunshine Coast		0	0	0	0	266	Agreement Terminated
Gladstone		0	0	0	0	2	Agreement Terminated
Kooralbyn		0	0	0	0	4	Agreement Terminated
Toowoomba		0	0	0	0	4	Agreement Terminated
Toowoomba		0	0	0	0	0	Agreement Terminated
Toowoomba		0	0	0	0	162	Agreement Terminated
Toowoomba		0	0	0	0	109	Agreement Terminated
Toowoomba		0	0	0	0	209	Agreement Terminated
Townsville		0	0	0	0	0	Agreement Terminated
Townsville		0	0	0	0	827	Agreement Terminated
Townsville		0	0	0	0	63	Agreement Terminated
Townsville		0	0	0	0	0	Agreement Terminated
Townsville		0	0	0	0	0	Agreement Terminated
Rockhampton		0	0	0	0	9	Agreement Terminated
Rockhampton		0	0	0	0	30	Agreement Terminated
Rockhampton		0	0	0	0	4	Agreement Terminated

Report Time / Date: 19:12 24-Jul-21

Departure Dates		
QPS District	Today	Tomorrow
Brisbane	185	167
Cairns	16	26
Dalby	0	0
Gold Coast	4	10
Rockhampton	0	0
Townsville	0	0
Mount Isa	0	0



COVID Cohort	Cumulative Total
Air Crew	8178
Maritime	325
SW	161

\*Note: these numbers are extracted from the information provided by the hotels in their manifests to the SDCC.

Numbers are recorded here to balance daily. It is not a full list of the 'Cohorts' - these can be obtained from the relevant agency.

SW - Seasonal Workers

Departure for Next 7

Status	Occupied
Row Labels	Sum of Occupancy Total
Brisbane	1310
#####	167
#####	189
#####	306
#####	214
#####	151
#####	146
#####	137
Cairns	104
#####	26
#####	11
#####	4
#####	5
#####	10
#####	15
#####	33
Gold Coast	337
#####	10
#####	10
#####	25
#####	114
#####	44
#####	87
#####	47
Grand Total	1751

Total Occupancy per Hotel

Row Labels	Sum of Occupancy Total
	4
	2
	102
	12
	1867
	109
	16
	63
	209
	4
	4
	14
	4942
	9
	30
	12741
	27
	1
	73
	162
	4
	57
	868
	4909
	827
	3179
	81
	6552
	7906
	2
	2908
	266
	2
	51
	16
	334
	4229
	7080
	244
	22
	61
	345
	4522
	3490
	1312
	1722
	5
	4
	7
	205
	5265
	9642
	12
	4943
	33
	41
	6057
	10662
Grand Total	108256

SDCC Logistics Dashboard - Accommodation Since 28-Mar-2020

Current Hotels	17
Total Persons Currently Accommodated	3180
Total Persons Departed	105202
Sum of Total Persons Accommodated	108382
Total Rooms Currently Occupied	2532
Total Blocked Rooms Currently Available	266
Total Rooms Currently Booked	2798

Across ALL Hotels

Number of persons in Queensland Government Quarantine Accommodation:

Hotels in Red Text have a Partial Block Booking

QPS District	Approved Hotels	Rooms Booked	Occupied	Rooms Available	Persons Accom.	Persons Departed	Agreed Rooms	Current Engagement
Brisbane		272	272	0	332	1567	150	1-Jul - 31-Jan
Brisbane		113	113	0	113	12628	75	1-Jul - 31-Jan
Brisbane		165	165	0	165	4744	115	1-Jul - 31-Jan
Brisbane		72	72	0	269	6283	65	1-Jul - 31-Jan
Brisbane		221	221	0	259	7678	160	1-Jul - 31-Jan
Brisbane		141	141	0	162	6918	75	1-Jul - 31-Jan
Brisbane		125	0	125	0	345	125	21-Jul - 31-Jan
Brisbane		118	118	0	137	3381	75	1-Jul - 31-Jan
Brisbane		48	48	0	95	1641	40	1-Jul - 31-Jan
Brisbane		223	223	0	253	5012	104	1-Jul - 31-Jan
Brisbane		191	191	0	231	9432	140	1-Jul - 31-Jan
Brisbane		285	285	0	340	10322	180	1-Jul - 31-Jan
Cairns		175	175	0	205	4317	150	1-Jul - 31-Jan
Gladstone		31	0	31	0	27	31	1-Jul - 31-Jan
Gold Coast		241	241	0	292	4650	150	1-Jul - 31-Jan
Gold Coast		267	267	0	327	4616	150	1-Jul - 31-Jan
Sunshine Coast		110	0	110	0	244	110	23-Jul - TBA

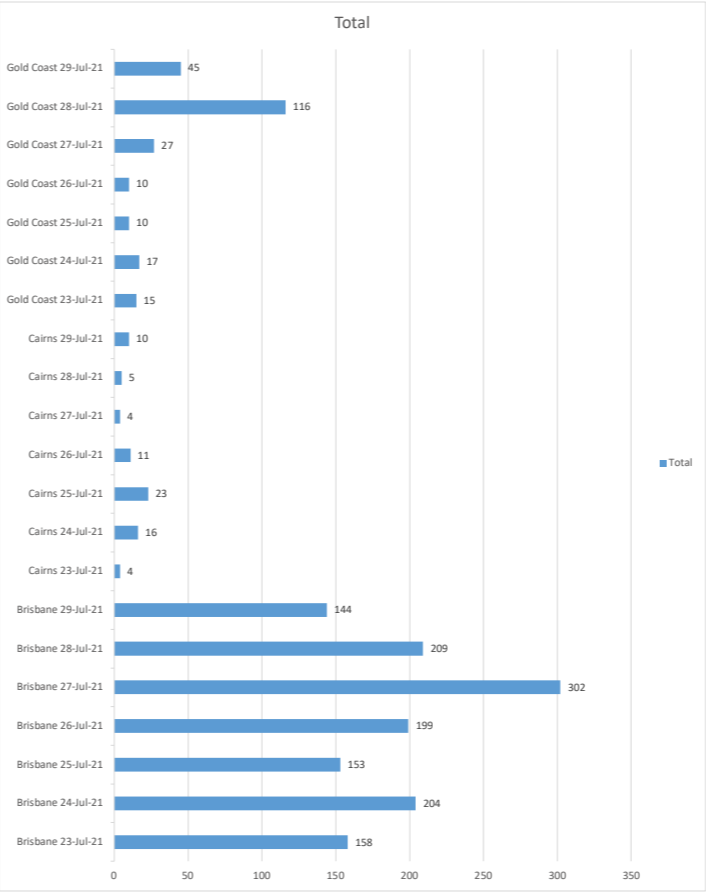
Note: maritime figures below are exclusively to reflect maritime guests. These figures are not recorded in the SDCC manifest and do not reflect non-maritime guests.

QPS District	Approved Hotel	Rooms Occupied Today	Persons Accom. Today	Persons Departing Today
Gladstone		9	9	0

QPS District	No longer in use	Rooms Booked	Occupied	Rooms Available	Persons Accom.	Persons Departed	Current Engagement
Brisbane		0	0	0	0	102	Agreement Terminated
Brisbane		0	0	0	0	0	Agreement Terminated
Brisbane		0	0	0	0	334	Agreement Terminated
Brisbane		0	0	0	0	2	Agreement Terminated
Brisbane		0	0	0	0	2908	Agreement Terminated
Brisbane		0	0	0	0	3179	Agreement Terminated
Brisbane		0	0	0	0	4229	Re-branded as from 1/5/2021
Bundaberg		0	0	0	0	41	Agreement Terminated
Cairns		0	0	0	0	1	Agreement Terminated
Cairns		0	0	0	0	4	Agreement Terminated
Cairns		0	0	0	0	205	Agreement Terminated
Cairns		0	0	0	0	16	Agreement Terminated
Cairns		0	0	0	0	868	Agreement Terminated
Gladstone		0	0	0	0	73	Agreement Terminated
Charleville		0	0	0	0	16	Agreement Terminated
Dalby		0	0	0	0	0	Agreement Terminated
Dalby		0	0	0	0	0	Agreement Terminated
Gold Coast		0	0	0	0	12	Agreement Terminated
Gold Coast		0	0	0	0	57	Agreement Terminated
Gold Coast		0	0	0	0	1312	Agreement Terminated
Gold Coast		0	0	0	0	6057	Agreement Terminated
Gympie		0	0	0	0	0	Agreement Terminated
Hervey Bay		0	0	0	0	0	Agreement Terminated
Ipswich		0	0	0	0	5	Agreement Terminated
Ipswich		0	0	0	0	33	Agreement Terminated
Longreach		0	0	0	0	0	Agreement Terminated
Longreach		0	0	0	0	0	Agreement Terminated
Mackay		0	0	0	0	14	Agreement Terminated
Mackay		0	0	0	0	81	Agreement Terminated
Mackay		0	0	0	0	22	Agreement Terminated
Maryborough		0	0	0	0	2	Agreement Terminated
Maryborough		0	0	0	0	12	Agreement Terminated
Moreton		0	0	0	0	0	Agreement Terminated
Mount Isa		0	0	0	0	4	Agreement Terminated
Mount Isa		0	0	0	0	61	Agreement Terminated
Roma		0	0	0	0	51	Agreement Terminated
Roma		0	0	0	0	7	Agreement Terminated
Sunshine Coast		0	0	0	0	266	Agreement Terminated
Gladstone		0	0	0	0	2	Agreement Terminated
Koorlabyn		0	0	0	0	4	Agreement Terminated
Toowoomba		0	0	0	0	4	Agreement Terminated
Toowoomba		0	0	0	0	0	Agreement Terminated
Toowoomba		0	0	0	0	162	Agreement Terminated
Toowoomba		0	0	0	0	109	Agreement Terminated
Toowoomba		0	0	0	0	209	Agreement Terminated
Townsville		0	0	0	0	0	Agreement Terminated
Townsville		0	0	0	0	827	Agreement Terminated
Townsville		0	0	0	0	63	Agreement Terminated
Townsville		0	0	0	0	0	Agreement Terminated
Townsville		0	0	0	0	0	Agreement Terminated
Rockhampton		0	0	0	0	9	Agreement Terminated
Rockhampton		0	0	0	0	30	Agreement Terminated
Rockhampton		0	0	0	0	4	Agreement Terminated

Report Time / Date: 17:23 25-Jul-21

Departure Dates		
QPS District	Today	Tomorrow
Brisbane	108	189
Cairns	26	11
Dalby	0	0
Gold Coast	10	10
Rockhampton	0	0
Townsville	0	0
Mount Isa	0	0



COVID Cohort	Cumulative Total
Air Crew	8178
Maritime	325
SW	161

\*Note: these numbers are extracted from the information provided by the hotels in their manifests to the SDCC.

Numbers are recorded here to balance daily. It is not a full list of the 'Cohorts' - these can be obtained from the relevant agency.

SW - Seasonal Workers

Departure for Next 7 Days

Status	Occupied
Row Labels	Sum of Occupancy Total
Brisbane	1253
26/07/2021	189
27/07/2021	304
28/07/2021	214
29/07/2021	151
30/07/2021	146
31/07/2021	158
1/08/2021	91
Cairns	78
26/07/2021	11
27/07/2021	4
28/07/2021	5
29/07/2021	10
30/07/2021	15
31/07/2021	33
Gold Coast	430
26/07/2021	10
27/07/2021	25
28/07/2021	114
29/07/2021	44
30/07/2021	87
31/07/2021	47
1/08/2021	103
Grand Total	1761

Total Occupancy per Hotel

Row Labels	Sum of Occupancy Total
	4
	2
	102
	12
	1899
	109
	16
	63
	209
	4
	4
	14
	4
	9
	30
	12741
	27
	1
	73
	162
	4
	114
	57
	868
	4909
	827
	3179
	81
	6552
	7937
	2
	2908
	266
	2
	51
	16
	334
	4229
	7080
	244
	22
	61
	345
	4522
	3518
	1312
	1736
	5
	4
	7
	205
	5265
	9663
	12
	4943
	33
	41
	6057
	10662
Grand Total	108382

SDCC Logistics Dashboard - Accommodation Since 28-Mar-2020

Current Hotels	17
Total Persons Currently Accommodated	3543
Total Persons Departed	105276
Sum of Total Persons Accommodated	108819
Total Rooms Currently Occupied	2757
Total Blocked Rooms Currently Available	56
Total Rooms Currently Booked	2813

Number of persons in Queensland Government Quarantine Accommodation:

Hotels in Red Text have a Partial Block Booking

QPS District	Approved Hotels	Rooms Booked	Occupied	Rooms Available	Persons Accom.	Persons Departed	Agreed Rooms	Current Engagement
Brisbane		268	268	0	332	1567	150	1-Jul - 31-Jan
Brisbane		113	113	0	113	12628	75	1-Jul - 31-Jan
Brisbane		165	165	0	165	4744	115	1-Jul - 31-Jan
Brisbane		77	77	0	288	6283	65	1-Jul - 31-Jan
Brisbane		246	246	0	299	7716	160	1-Jul - 31-Jan
Brisbane		127	127	0	156	6948	75	1-Jul - 31-Jan
Brisbane		131	131	0	179	345	125	21-Jul - 31-Jan
Brisbane		118	118	0	137	3381	75	1-Jul - 31-Jan
Brisbane		40	40	0	95	1641	40	1-Jul - 31-Jan
Brisbane		223	223	0	253	5012	104	1-Jul - 31-Jan
Brisbane		191	191	0	231	9432	140	1-Jul - 31-Jan
Brisbane		283	283	0	340	10322	180	1-Jul - 31-Jan
Cairns		174	174	0	207	4320	150	1-Jul - 31-Jan
Gladstone		31	0	31	0	27	31	1-Jul - 31-Jan
Gold Coast		249	249	0	327	4653	150	1-Jul - 31-Jan
Gold Coast		267	267	0	327	4616	150	1-Jul - 31-Jan
Sunshine Coast		110	85	25	94	244	110	23-Jul - TBA

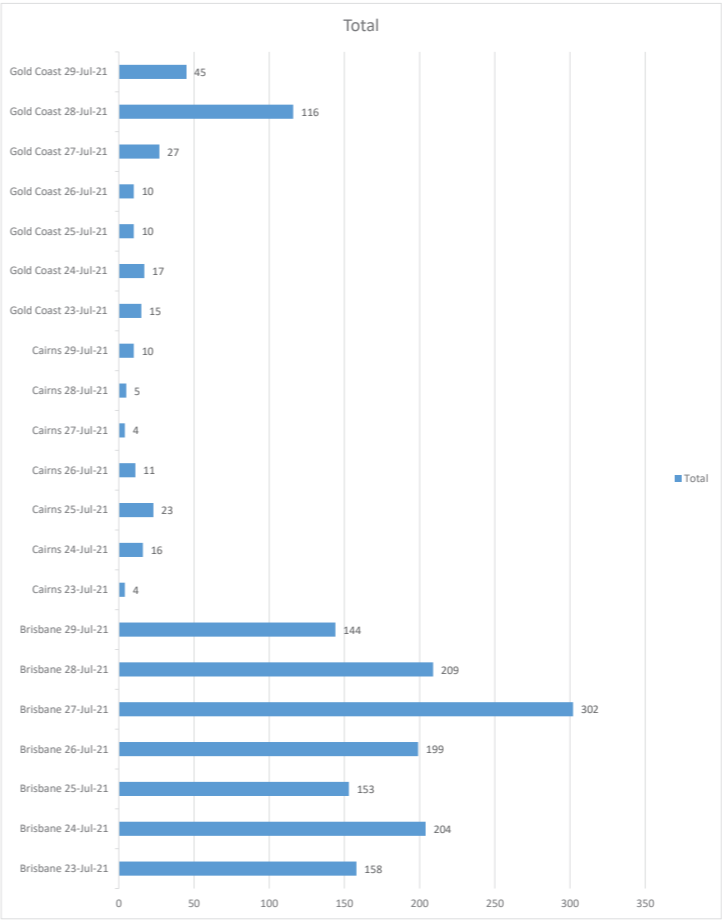
Note: maritime figures below are exclusively to reflect maritime guests. These figures are not recorded in the SDCC manifest and do not reflect non-maritime guests.

QPS District	Approved Hotel	Rooms Occupied Today	Persons Accom. Today	Persons Departing Today
Gladstone		9	9	0

QPS District	No longer in use	Rooms Booked	Occupied	Rooms Available	Persons Accom.	Persons Departed	Current Engagement
Brisbane		0	0	0	0	102	Agreement Terminated
Brisbane		0	0	0	0	0	Agreement Terminated
Brisbane		0	0	0	0	334	Agreement Terminated
Brisbane		0	0	0	0	2	Agreement Terminated
Brisbane		0	0	0	0	2908	Agreement Terminated
Brisbane		0	0	0	0	3179	Agreement Terminated
Brisbane		0	0	0	0	4229	Re-branded as from 1/5/2021
Bundaberg		0	0	0	0	41	Agreement Terminated
Cairns		0	0	0	0	1	Agreement Terminated
Cairns		0	0	0	0	4	Agreement Terminated
Cairns		0	0	0	0	205	Agreement Terminated
Cairns		0	0	0	0	16	Agreement Terminated
Cairns		0	0	0	0	868	Agreement Terminated
Gladstone		0	0	0	0	73	Agreement Terminated
Charleville		0	0	0	0	16	Agreement Terminated
Dalby		0	0	0	0	0	Agreement Terminated
Dalby		0	0	0	0	0	Agreement Terminated
Gold Coast		0	0	0	0	12	Agreement Terminated
Gold Coast		0	0	0	0	57	Agreement Terminated
Gold Coast		0	0	0	0	1312	Agreement Terminated
Gold Coast		0	0	0	0	6057	Agreement Terminated
Gympie		0	0	0	0	0	Agreement Terminated
Hervey Bay		0	0	0	0	0	Agreement Terminated
Ipswich		0	0	0	0	5	Agreement Terminated
Ipswich		0	0	0	0	33	Agreement Terminated
Longreach		0	0	0	0	0	Agreement Terminated
Longreach		0	0	0	0	0	Agreement Terminated
Mackay		0	0	0	0	14	Agreement Terminated
Mackay		0	0	0	0	81	Agreement Terminated
Mackay		0	0	0	0	22	Agreement Terminated
Maryborough		0	0	0	0	2	Agreement Terminated
Maryborough		0	0	0	0	12	Agreement Terminated
Moreton		0	0	0	0	0	Agreement Terminated
Mount Isa		0	0	0	0	4	Agreement Terminated
Mount Isa		0	0	0	0	61	Agreement Terminated
Roma		0	0	0	0	51	Agreement Terminated
Roma		0	0	0	0	7	Agreement Terminated
Sunshine Coast		0	0	0	0	266	Agreement Terminated
Gladstone		0	0	0	0	2	Agreement Terminated
Kooralbyn		0	0	0	0	4	Agreement Terminated
Toowoomba		0	0	0	0	4	Agreement Terminated
Toowoomba		0	0	0	0	0	Agreement Terminated
Toowoomba		0	0	0	0	162	Agreement Terminated
Toowoomba		0	0	0	0	109	Agreement Terminated
Toowoomba		0	0	0	0	209	Agreement Terminated
Townsville		0	0	0	0	0	Agreement Terminated
Townsville		0	0	0	0	827	Agreement Terminated
Townsville		0	0	0	0	63	Agreement Terminated
Townsville		0	0	0	0	0	Agreement Terminated
Townsville		0	0	0	0	0	Agreement Terminated
Rockhampton		0	0	0	0	9	Agreement Terminated
Rockhampton		0	0	0	0	30	Agreement Terminated
Rockhampton		0	0	0	0	4	Agreement Terminated

Report Time / Date: 21:26 26-Jul-21

Departure Dates		
QPS District	Today	Tomorrow
Brisbane	191	304
Cairns	11	4
Dalby	0	0
Gold Coast	10	25
Rockhampton	0	0
Townsville	0	0
Mount Isa	0	0



COVID Cohort	Cumulative Total
Air Crew	8178
Maritime	325
SW	161

\*Note: these numbers are extracted from the information provided by the hotels in their manifests to the SDCC.

Numbers are recorded here to balance daily. It is not a full list of the 'Cohorts' - these can be obtained from the relevant agency.

SW - Seasonal Workers

Departure for Next 7 Days

Status	Occupied
Row Labels	Sum of Occupancy Total
Brisbane	1252
27/07/2021	304
28/07/2021	214
29/07/2021	151
30/07/2021	146
31/07/2021	158
1/08/2021	91
2/08/2021	188
Cairns	70
27/07/2021	4
28/07/2021	5
29/07/2021	10
30/07/2021	15
31/07/2021	30
2/08/2021	6
Gold Coast	441
27/07/2021	25
28/07/2021	114
29/07/2021	44
30/07/2021	88
31/07/2021	46
1/08/2021	103
2/08/2021	21
Sunshine Coast	1
29/07/2021	1
Grand Total	1764

Total Occupancy per Hotel

Row Labels	Sum of Occupancy Total
	4
	2
	102
	12
	1899
	109
	16
	63
	209
	188
	4
	14
	4980
	9
	30
	12741
	27
	1
	73
	162
	4
	57
	868
	4909
	827
	3179
	81
	6571
	8015
	2
	2908
	266
	2
	51
	16
	334
	4229
	7104
	338
	22
	61
	524
	4527
	3518
	1312
	1736
	5
	4
	7
	205
	5265
	9663
	12
	4943
	33
	41
	6057
	10662
Grand Total	108819

SDCC Logistics Dashboard - Accommodation Since 28-Mar-2020

Current Hotels	17
Total Persons Currently Accommodated	3576
Total Persons Departed	105394
Sum of Total Persons Accommodated	108970
Total Rooms Currently Occupied	2774
Total Blocked Rooms Currently Available	56
Total Rooms Currently Booked	2830

Across ALL Hotels

Number of persons in Queensland Government Quarantine Accommodation:

Hotels in Red Text have a Partial Block Booking

QPS District	Approved Hotels	Rooms Booked	Occupied	Rooms Available	Persons Accom.	Persons Departed	Agreed Rooms	Current Engagement
Brisbane		268	268	0	332	1567	150	1-Jul - 31-Jan
Brisbane		113	113	0	113	12628	75	1-Jul - 31-Jan
Brisbane		165	165	0	165	4744	115	1-Jul - 31-Jan
Brisbane		78	78	0	293	6291	65	1-Jul - 31-Jan
Brisbane		244	244	0	296	7756	160	1-Jul - 31-Jan
Brisbane		136	136	0	167	6956	75	1-Jul - 31-Jan
Brisbane		131	131	0	179	345	125	21-Jul - 31-Jan
Brisbane		122	122	0	141	3382	75	1-Jul - 31-Jan
Brisbane		45	45	0	104	1645	40	1-Jul - 31-Jan
Brisbane		223	223	0	253	5012	104	1-Jul - 31-Jan
Brisbane		165	165	0	205	9487	140	1-Jul - 31-Jan
Brisbane		301	301	0	358	10322	180	1-Jul - 31-Jan
Cairns		174	174	0	207	4320	150	1-Jul - 31-Jan
Gladstone		31	0	31	0	27	31	1-Jul - 31-Jan
Gold Coast		257	257	0	342	4655	150	1-Jul - 31-Jan
Gold Coast		267	267	0	327	4616	150	1-Jul - 31-Jan
Sunshine Coast		110	85	25	94	244	110	23-Jul - TBA

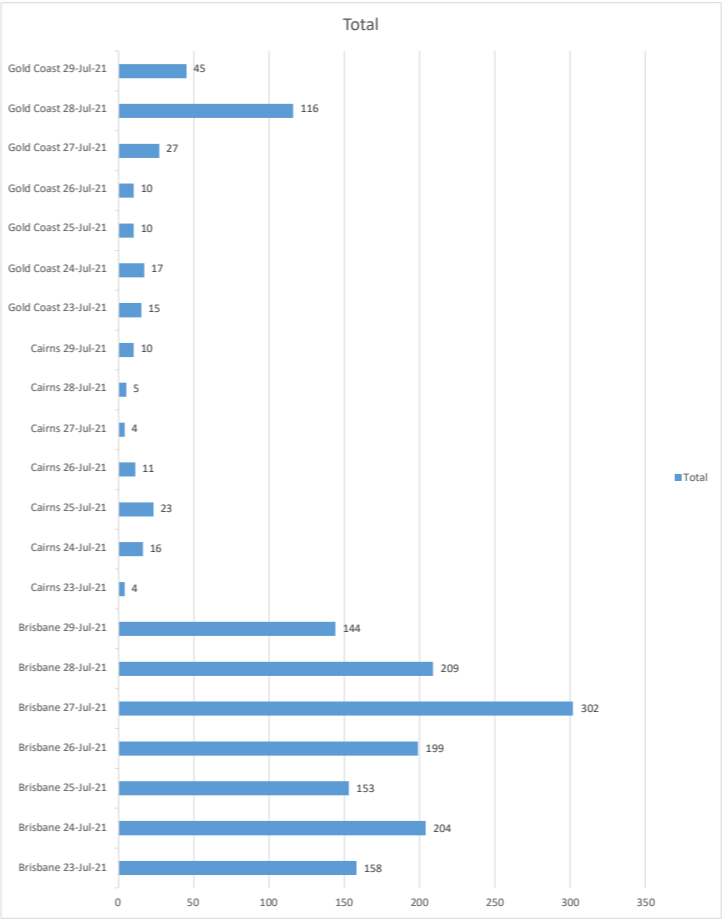
Note: maritime figures below are exclusively to reflect maritime guests. These figures are not recorded in the SDCC manifest and do not reflect non-maritime guests.

QPS District	Approved Hotel	Rooms Occupied Today	Persons Accom. Today	Persons Departing Today
Gladstone		9	9	0

QPS District	No longer in use	Rooms Booked	Occupied	Rooms Available	Persons Accom.	Persons Departed	Current Engagement
Brisbane		0	0	0	0	102	Agreement Terminated
Brisbane		0	0	0	0	0	Agreement Terminated
Brisbane		0	0	0	0	334	Agreement Terminated
Brisbane		0	0	0	0	2	Agreement Terminated
Brisbane		0	0	0	0	2908	Agreement Terminated
Brisbane		0	0	0	0	3179	Agreement Terminated
Brisbane		0	0	0	0	4229	Re-branded as from 1/5/2021
Bundaberg		0	0	0	0	41	Agreement Terminated
Cairns		0	0	0	0	1	Agreement Terminated
Cairns		0	0	0	0	4	Agreement Terminated
Cairns		0	0	0	0	205	Agreement Terminated
Cairns		0	0	0	0	16	Agreement Terminated
Cairns		0	0	0	0	868	Agreement Terminated
Gladstone		0	0	0	0	73	Agreement Terminated
Charleville		0	0	0	0	16	Agreement Terminated
Dalby		0	0	0	0	0	Agreement Terminated
Dalby		0	0	0	0	0	Agreement Terminated
Gold Coast		0	0	0	0	12	Agreement Terminated
Gold Coast		0	0	0	0	57	Agreement Terminated
Gold Coast		0	0	0	0	1312	Agreement Terminated
Gold Coast		0	0	0	0	6057	Agreement Terminated
Gympie		0	0	0	0	0	Agreement Terminated
Hervey Bay		0	0	0	0	0	Agreement Terminated
Ipswich		0	0	0	0	5	Agreement Terminated
Ipswich		0	0	0	0	33	Agreement Terminated
Longreach		0	0	0	0	0	Agreement Terminated
Longreach		0	0	0	0	0	Agreement Terminated
Mackay		0	0	0	0	14	Agreement Terminated
Mackay		0	0	0	0	81	Agreement Terminated
Mackay		0	0	0	0	22	Agreement Terminated
Maryborough		0	0	0	0	2	Agreement Terminated
Maryborough		0	0	0	0	12	Agreement Terminated
Moreton		0	0	0	0	0	Agreement Terminated
Mount Isa		0	0	0	0	4	Agreement Terminated
Mount Isa		0	0	0	0	61	Agreement Terminated
Roma		0	0	0	0	51	Agreement Terminated
Roma		0	0	0	0	7	Agreement Terminated
Sunshine Coast		0	0	0	0	266	Agreement Terminated
Gladstone		0	0	0	0	2	Agreement Terminated
Kooralbyn		0	0	0	0	4	Agreement Terminated
Toowoomba		0	0	0	0	4	Agreement Terminated
Toowoomba		0	0	0	0	0	Agreement Terminated
Toowoomba		0	0	0	0	162	Agreement Terminated
Toowoomba		0	0	0	0	109	Agreement Terminated
Toowoomba		0	0	0	0	209	Agreement Terminated
Townsville		0	0	0	0	0	Agreement Terminated
Townsville		0	0	0	0	827	Agreement Terminated
Townsville		0	0	0	0	63	Agreement Terminated
Townsville		0	0	0	0	0	Agreement Terminated
Townsville		0	0	0	0	0	Agreement Terminated
Rockhampton		0	0	0	0	9	Agreement Terminated
Rockhampton		0	0	0	0	30	Agreement Terminated
Rockhampton		0	0	0	0	4	Agreement Terminated

Report Time / Date: 20:05 27-Jul-21

Departure Dates		
QPS District	Today	Tomorrow
Brisbane	287	201
Cairns	4	5
Dalby	0	0
Gold Coast	25	114
Rockhampton	0	0
Townsville	0	0
Mount Isa	0	0



COVID Cohort	Cumulative Total
Air Crew	8178
Maritime	325
SW	161

\*Note: these numbers are extracted from the information provided by the hotels in their manifests to the SDCC. Numbers are recorded here to balance daily. It is not a full list of the 'Cohorts' - these can be obtained from the relevant agency.

SW - Seasonal Workers

Departure for Next 7 Days

Status	Occupied
Row Labels	Sum of Occupancy Total
Brisbane	1098
28/07/2021	201
29/07/2021	151
30/07/2021	147
31/07/2021	158
1/08/2021	91
2/08/2021	190
3/08/2021	160
Cairns	110
28/07/2021	5
29/07/2021	10
30/07/2021	15
31/07/2021	30
2/08/2021	6
3/08/2021	44
Gold Coast	475
28/07/2021	114
29/07/2021	44
30/07/2021	88
31/07/2021	46
1/08/2021	103
2/08/2021	21
3/08/2021	59
Sunshine Coast	1
29/07/2021	1
Grand Total	1684

Total Occupancy per Hotel

Row Labels	Sum of Occupancy Total
	4
	2
	102
	12
	1899
	109
	16
	63
	209
	160
	4
	14
	4997
	9
	30
	12741
	27
	1
	73
	162
	4
	57
	868
	4909
	827
	3179
	81
	6584
	8052
	2
	2908
	266
	2
	51
	16
	334
	4229
	7123
	338
	22
	61
	524
	4527
	3523
	1312
	1749
	5
	4
	7
	205
	5265
	9692
	12
	4943
	33
	41
	6057
	10680
Grand Total	108970

SDCC Logistics Dashboard - Accommodation Since 28-Mar-2020

Current Hotels	17
Total Persons Currently Accommodated	3576
Total Persons Departed	105394
Sum of Total Persons Accommodated	108970
Total Rooms Currently Occupied	2774
Total Blocked Rooms Currently Available	56
Total Rooms Currently Booked	2830

Across ALL Hotels

Number of persons in Queensland Government Quarantine Accommodation:

Hotels in Red Text have a Partial Block Booking

QPS District	Approved Hotels	Rooms Booked	Occupied	Rooms Available	Persons Accom.	Persons Departed	Agreed Rooms	Current Engagement
Brisbane		268	268	0	332	1567	150	1-Jul - 31-Jan
Brisbane		113	113	0	113	12628	75	1-Jul - 31-Jan
Brisbane		165	165	0	165	4744	115	1-Jul - 31-Jan
Brisbane		78	78	0	293	6291	65	1-Jul - 31-Jan
Brisbane		244	244	0	296	7756	160	1-Jul - 31-Jan
Brisbane		136	136	0	167	6956	75	1-Jul - 31-Jan
Brisbane		131	131	0	179	345	125	21-Jul - 31-Jan
Brisbane		122	122	0	141	3382	75	1-Jul - 31-Jan
Brisbane		45	45	0	104	1645	40	1-Jul - 31-Jan
Brisbane		223	223	0	253	5012	104	1-Jul - 31-Jan
Brisbane		165	165	0	205	9487	140	1-Jul - 31-Jan
Brisbane		301	301	0	358	10322	180	1-Jul - 31-Jan
Cairns		174	174	0	207	4320	150	1-Jul - 31-Jan
Gladstone		31	0	31	0	27	31	1-Jul - 31-Jan
Gold Coast		257	257	0	342	4655	150	1-Jul - 31-Jan
Gold Coast		267	267	0	327	4616	150	1-Jul - 31-Jan
Sunshine Coast		110	85	25	94	244	110	23-Jul - TBA

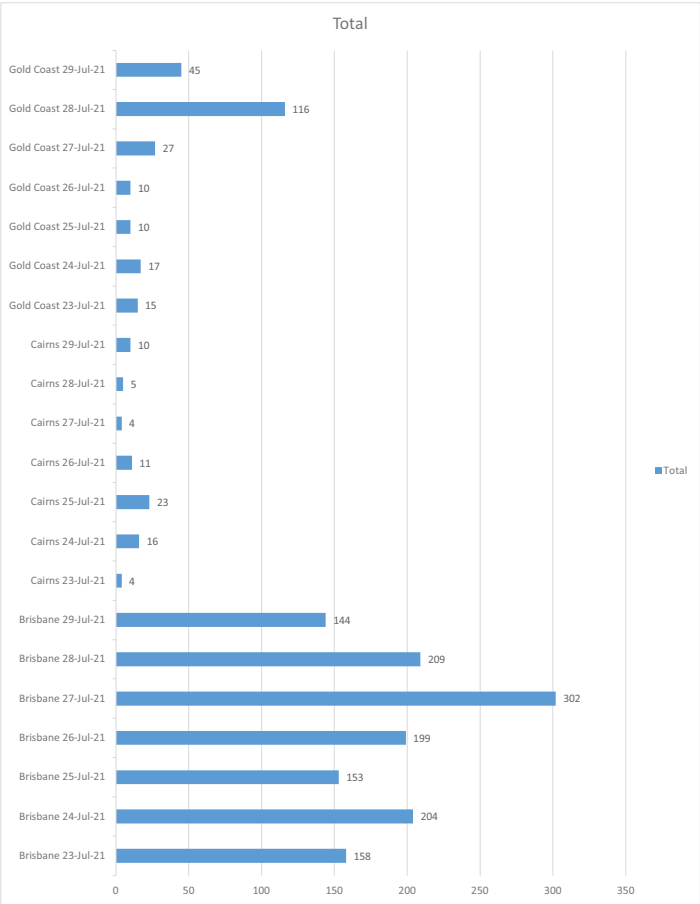
Note: maritime figures below are exclusively to reflect maritime guests. These figures are not recorded in the SDCC manifest and do not reflect non-maritime guests.

QPS District	Approved Hotel	Rooms Occupied Today	Persons Accom. Today	Persons Departing Today
Gladstone		9	9	0

QPS District	No longer in use	Rooms Booked	Occupied	Rooms Available	Persons Accom.	Persons Departed	Current Engagement
Brisbane		0	0	0	0	102	Agreement Terminated
Brisbane		0	0	0	0	0	Agreement Terminated
Brisbane		0	0	0	0	334	Agreement Terminated
Brisbane		0	0	0	0	2	Agreement Terminated
Brisbane		0	0	0	0	2908	Agreement Terminated
Brisbane		0	0	0	0	3179	Agreement Terminated
Brisbane		0	0	0	0	4229	Re-branded as from 1/5/2021
Bundaberg		0	0	0	0	41	Agreement Terminated
Cairns		0	0	0	0	1	Agreement Terminated
Cairns		0	0	0	0	4	Agreement Terminated
Cairns		0	0	0	0	205	Agreement Terminated
Cairns		0	0	0	0	16	Agreement Terminated
Cairns		0	0	0	0	868	Agreement Terminated
Gladstone		0	0	0	0	73	Agreement Terminated
Charleville		0	0	0	0	16	Agreement Terminated
Dalby		0	0	0	0	0	Agreement Terminated
Dalby		0	0	0	0	0	Agreement Terminated
Gold Coast		0	0	0	0	12	Agreement Terminated
Gold Coast		0	0	0	0	57	Agreement Terminated
Gold Coast		0	0	0	0	1312	Agreement Terminated
Gold Coast		0	0	0	0	6057	Agreement Terminated
Gympie		0	0	0	0	0	Agreement Terminated
Hervey Bay		0	0	0	0	0	Agreement Terminated
Ipswich		0	0	0	0	5	Agreement Terminated
Ipswich		0	0	0	0	33	Agreement Terminated
Longreach		0	0	0	0	0	Agreement Terminated
Longreach		0	0	0	0	0	Agreement Terminated
Mackay		0	0	0	0	14	Agreement Terminated
Mackay		0	0	0	0	81	Agreement Terminated
Mackay		0	0	0	0	22	Agreement Terminated
Maryborough		0	0	0	0	2	Agreement Terminated
Maryborough		0	0	0	0	12	Agreement Terminated
Moreton		0	0	0	0	0	Agreement Terminated
Mount Isa		0	0	0	0	4	Agreement Terminated
Mount Isa		0	0	0	0	61	Agreement Terminated
Roma		0	0	0	0	51	Agreement Terminated
Roma		0	0	0	0	7	Agreement Terminated
Sunshine Coast		0	0	0	0	266	Agreement Terminated
Gladstone		0	0	0	0	2	Agreement Terminated
Kooralbyn		0	0	0	0	4	Agreement Terminated
Toowoomba		0	0	0	0	4	Agreement Terminated
Toowoomba		0	0	0	0	0	Agreement Terminated
Toowoomba		0	0	0	0	162	Agreement Terminated
Toowoomba		0	0	0	0	109	Agreement Terminated
Toowoomba		0	0	0	0	209	Agreement Terminated
Townsville		0	0	0	0	0	Agreement Terminated
Townsville		0	0	0	0	827	Agreement Terminated
Townsville		0	0	0	0	63	Agreement Terminated
Townsville		0	0	0	0	0	Agreement Terminated
Townsville		0	0	0	0	0	Agreement Terminated
Rockhampton		0	0	0	0	9	Agreement Terminated
Rockhampton		0	0	0	0	30	Agreement Terminated
Rockhampton		0	0	0	0	4	Agreement Terminated

Report Time / Date: 20:51 28-Jul-21

Departure Dates		
QPS District	Today	Tomorrow
Brisbane	201	151
Cairns	5	10
Dalby	0	0
Gold Coast	114	44
Rockhampton	0	0
Townsville	0	0
Mount Isa	0	0



COVID Cohort	Cumulative Total
Air Crew	8178
Maritime	325
SW	161

\*Note: these numbers are extracted from the information provided by the hotels in their manifests to the SDCC. Numbers are recorded here to balance daily. It is not a full list of the 'Cohorts' - these can be obtained from the relevant agency.

SW - Seasonal Workers

Departure for Next 7 Days

Status	Occupied
Row Labels	Sum of Occupancy Total
Brisbane	1069
29/07/2021	151
30/07/2021	147
31/07/2021	158
1/08/2021	91
2/08/2021	190
3/08/2021	160
4/08/2021	172
Cairns	117
29/07/2021	10
30/07/2021	15
31/07/2021	30
2/08/2021	6
3/08/2021	44
4/08/2021	12
Gold Coast	387
29/07/2021	44
30/07/2021	88
31/07/2021	46
1/08/2021	103
2/08/2021	21
3/08/2021	59
4/08/2021	26
Sunshine Coast	1
29/07/2021	1
Grand Total	1574

Total Occupancy per Hotel

Row Labels	Sum of Occupancy Total
	4
	2
Brisbane	102
29/07/2021	12
30/07/2021	1899
31/07/2021	109
1/08/2021	16
2/08/2021	63
3/08/2021	209
4/08/2021	4
Cairns	4
29/07/2021	14
30/07/2021	4997
31/07/2021	9
2/08/2021	30
3/08/2021	12741
4/08/2021	27
Gold Coast	1
29/07/2021	73
30/07/2021	162
31/07/2021	4
1/08/2021	57
2/08/2021	868
3/08/2021	4909
4/08/2021	827
Sunshine Coast	3179
29/07/2021	81
Grand Total	6584
	8052
	2
	2908
	266
	2
	51
	16
	334
	4229
	7123
	338
	22
	61
	524
	4527
	3523
	1312
	1749
	5
	4
	7
	205
	5265
	9692
	12
	4943
	33
	41
	6057
	10680
Grand Total	108970

SDCC Logistics Dashboard - Accommodation Since 28-Mar-2020

Current Hotels	17
Total Persons Currently Accommodated	3542
Total Persons Departed	106072
Sum of Total Persons Accommodated	109614
Total Rooms Currently Occupied	2777
Total Blocked Rooms Currently Available	63
Total Rooms Currently Booked	2840

Number of persons in Queensland Government Quarantine Accommodation:

Hotels in Red Text have a Partial Block Booking

QPS District	Approved Hotels	Rooms Booked	Occupied	Rooms Available	Persons Accom.	Persons Departed	Agreed Rooms	Current Engagement
Brisbane		280	280	0	340	1617	150	1-Jul - 31-Jan
Brisbane		113	113	0	113	12628	75	1-Jul - 31-Jan
Brisbane		208	208	0	209	4849	115	1-Jul - 31-Jan
Brisbane		65	58	7	223	6413	65	1-Jul - 31-Jan
Brisbane		243	243	0	295	7822	160	1-Jul - 31-Jan
Brisbane		162	162	0	192	6980	75	1-Jul - 31-Jan
Brisbane		131	131	0	179	345	125	21-Jul - 31-Jan
Brisbane		111	111	0	137	3428	75	1-Jul - 31-Jan
Brisbane		45	45	0	103	1658	40	1-Jul - 31-Jan
Brisbane		179	179	0	207	5158	104	1-Jul - 31-Jan
Brisbane		185	185	0	237	9517	140	1-Jul - 31-Jan
Brisbane		301	301	0	358	10322	180	1-Jul - 31-Jan
Cairns		151	151	0	184	4384	150	1-Jul - 31-Jan
Gladstone		31	0	31	0	27	31	1-Jul - 31-Jan
Gold Coast		258	258	0	344	4667	150	1-Jul - 31-Jan
Gold Coast		267	267	0	327	4616	150	1-Jul - 31-Jan
Sunshine Coast		110	85	25	94	244	110	23-Jul - TBA

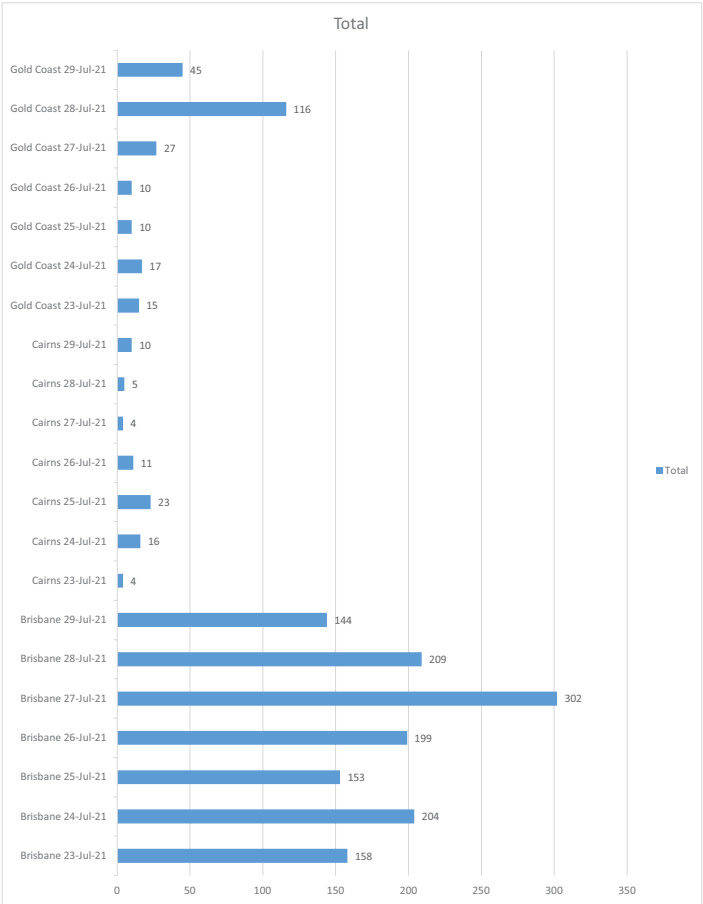
Note: maritime figures below are exclusively to reflect maritime guests. These figures are not recorded in the SDCC manifest and do not reflect non-maritime guests.

QPS District	Approved Hotel	Rooms Occupied Today	Persons Accom. Today	Persons Departing Today
Gladstone		9	9	0

QPS District	No longer in use	Rooms Booked	Occupied	Rooms Available	Persons Accom.	Persons Departed	Current Engagement
Brisbane		0	0	0	0	102	Agreement Terminated
Brisbane		0	0	0	0	0	Agreement Terminated
Brisbane		0	0	0	0	334	Agreement Terminated
Brisbane		0	0	0	0	2	Agreement Terminated
Brisbane		0	0	0	0	2908	Agreement Terminated
Brisbane		0	0	0	0	3179	Agreement Terminated
Brisbane		0	0	0	0	4229	Re-branded as from 1/5/2021
Bundaberg		0	0	0	0	41	Agreement Terminated
Cairns		0	0	0	0	1	Agreement Terminated
Cairns		0	0	0	0	4	Agreement Terminated
Cairns		0	0	0	0	205	Agreement Terminated
Cairns		0	0	0	0	16	Agreement Terminated
Cairns		0	0	0	0	868	Agreement Terminated
Gladstone		0	0	0	0	73	Agreement Terminated
Charleville		0	0	0	0	16	Agreement Terminated
Dalby		0	0	0	0	0	Agreement Terminated
Dalby		0	0	0	0	0	Agreement Terminated
Gold Coast		0	0	0	0	12	Agreement Terminated
Gold Coast		0	0	0	0	57	Agreement Terminated
Gold Coast		0	0	0	0	1312	Agreement Terminated
Gold Coast		0	0	0	0	6057	Agreement Terminated
Gympie		0	0	0	0	0	Agreement Terminated
Hervey Bay		0	0	0	0	0	Agreement Terminated
Ipswich		0	0	0	0	5	Agreement Terminated
Ipswich		0	0	0	0	33	Agreement Terminated
Longreach		0	0	0	0	0	Agreement Terminated
Longreach		0	0	0	0	0	Agreement Terminated
Mackay		0	0	0	0	14	Agreement Terminated
Mackay		0	0	0	0	81	Agreement Terminated
Mackay		0	0	0	0	22	Agreement Terminated
Maryborough		0	0	0	0	2	Agreement Terminated
Maryborough		0	0	0	0	12	Agreement Terminated
Moreton		0	0	0	0	0	Agreement Terminated
Mount Isa		0	0	0	0	4	Agreement Terminated
Mount Isa		0	0	0	0	61	Agreement Terminated
Roma		0	0	0	0	51	Agreement Terminated
Roma		0	0	0	0	7	Agreement Terminated
Sunshine Coast		0	0	0	0	266	Agreement Terminated
Gladstone		0	0	0	0	2	Agreement Terminated
Kooralbyn		0	0	0	0	4	Agreement Terminated
Toowoomba		0	0	0	0	4	Agreement Terminated
Toowoomba		0	0	0	0	0	Agreement Terminated
Toowoomba		0	0	0	0	162	Agreement Terminated
Toowoomba		0	0	0	0	109	Agreement Terminated
Toowoomba		0	0	0	0	209	Agreement Terminated
Toowoomba		0	0	0	0	0	Agreement Terminated
Townsville		0	0	0	0	827	Agreement Terminated
Townsville		0	0	0	0	63	Agreement Terminated
Townsville		0	0	0	0	0	Agreement Terminated
Townsville		0	0	0	0	0	Agreement Terminated
Rockhampton		0	0	0	0	9	Agreement Terminated
Rockhampton		0	0	0	0	30	Agreement Terminated
Rockhampton		0	0	0	0	4	Agreement Terminated

Report Time / Date: 21:19 29-Jul-21

Departure Dates		
QPS District	Today	Tomorrow
Brisbane	161	146
Cairns	13	15
Dalby	0	0
Gold Coast	44	88
Rockhampton	0	0
Townsville	0	0
Mount Isa	0	0



COVID Cohort	Cumulative Total
Air Crew	8181
Maritime	325
SW	161

\*Note: these numbers are extracted from the information provided by the hotels in their manifests to the SDCC.

Numbers are recorded here to balance daily. It is not a full list of the 'Cohorts' - these can be obtained from the relevant agency.

SW - Seasonal Workers

Departure for Next 7 Days

Status	Occupied
Row Labels	Sum of Occupancy Total
Brisbane	1189
29/07/2021	161
30/07/2021	146
31/07/2021	171
1/08/2021	108
2/08/2021	194
3/08/2021	233
4/08/2021	176
Cairns	119
29/07/2021	13
30/07/2021	15
31/07/2021	31
2/08/2021	5
3/08/2021	43
4/08/2021	12
Gold Coast	387
29/07/2021	44
30/07/2021	88
31/07/2021	46
1/08/2021	103
2/08/2021	21
3/08/2021	59
4/08/2021	26
Sunshine Coast	1
29/07/2021	1
Grand Total	1696

Total Occupancy per Hotel

Row Labels	Sum of Occupancy Total
	4
	2
	102
	12
	1957
	109
	16
	63
	209
	4
	4
	14
	15
	31
	9
	30
	12741
	27
	1
	73
	162
	4
	57
	868
	5058
	827
	3179
	81
	6636
	8117
	2
	2908
	266
	2
	51
	16
	334
	4229
	7172
	338
	22
	61
	524
	4568
	3565
	1312
	1761
	5
	4
	7
	205
	5365
	9754
	12
	4943
	33
	41
	6057
	10680
Grand Total	109614

## SDCC Logistics Dashboard - Accommodation Since 28-Mar-2020

Current Hotels	17
Total Persons Currently Accommodated	3552
Total Persons Departed	106194
Sum of Total Persons Accommodated	109746
Total Rooms Currently Occupied	2767
Total Blocked Rooms Currently Available	59
Total Rooms Currently Booked	2826

Number of persons in Queensland Government Quarantine Accommodation:

Hotels in Red Text have a *Partial Block Booking*

QPS District	Approved Hotels	Rooms Booked	Occupied	Rooms Available	Persons Accom.	Persons Departed	Agreed Rooms	Current Engagement
Brisbane		280	280	0	340	1617	150	1-Jul - 31-Jan
Brisbane		113	113	0	113	12628	75	1-Jul - 31-Jan
Brisbane		208	208	0	209	4849	115	1-Jul - 31-Jan
Brisbane		67	67	0	260	6413	65	1-Jul - 31-Jan
Brisbane		240	240	0	294	7836	160	1-Jul - 31-Jan
Brisbane		137	137	0	169	7014	75	1-Jul - 31-Jan
Brisbane		131	131	0	179	345	125	21-Jul - 31-Jan
Brisbane		103	103	0	128	3449	75	1-Jul - 31-Jan
Brisbane		45	45	0	103	1658	40	1-Jul - 31-Jan
Brisbane		209	209	0	239	5162	104	1-Jul - 31-Jan
Brisbane		192	192	0	244	9518	140	1-Jul - 31-Jan
Brisbane		301	301	0	358	10322	180	1-Jul - 31-Jan
Cairns		150	147	3	177	4403	150	1-Jul - 31-Jan
Gladstone		31	0	31	0	27	31	1-Jul - 31-Jan
Gold Coast		242	242	0	318	4696	150	1-Jul - 31-Jan
Gold Coast		267	267	0	327	4616	150	1-Jul - 31-Jan
Sunshine Coast		110	85	25	94	244	110	23-Jul - TBA

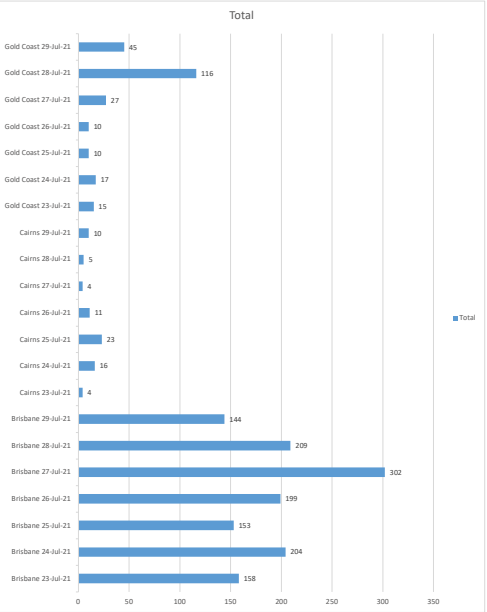
Note:   maritime figures below are exclusively to reflect maritime guests. These figures are not recorded in the SDCC manifest and do not reflect non-maritime guests.

QPS District	Approved Hotel	Rooms Occupied Today	Persons Accom. Today	Persons Departing Today
Gladstone		9	9	0

QPS District	No longer in use	Rooms Booked	Occupied	Rooms Available	Persons Accom.	Persons Departed	Current Engagement
Brisbane		0	0	0	0	102	Agreement Terminated
Brisbane		0	0	0	0	0	Agreement Terminated
Brisbane		0	0	0	0	334	Agreement Terminated
Brisbane		0	0	0	0	2	Agreement Terminated
Brisbane		0	0	0	0	2908	Agreement Terminated
Brisbane		0	0	0	0	3179	Agreement Terminated
Brisbane		0	0	0	0	4229	Re-branded SW from 1/5/2021
Bundaberg		0	0	0	0	41	Agreement Terminated
Cairns		0	0	0	0	1	Agreement Terminated
Cairns		0	0	0	0	4	Agreement Terminated
Cairns		0	0	0	0	205	Agreement Terminated
Cairns		0	0	0	0	16	Agreement Terminated
Cairns		0	0	0	0	868	Agreement Terminated
Gladstone		0	0	0	0	73	Agreement Terminated
Charleville		0	0	0	0	16	Agreement Terminated
Dalby		0	0	0	0	0	Agreement Terminated
Dalby		0	0	0	0	0	Agreement Terminated
Gold Coast		0	0	0	0	12	Agreement Terminated
Gold Coast		0	0	0	0	57	Agreement Terminated
Gold Coast		0	0	0	0	1312	Agreement Terminated
Gold Coast		0	0	0	0	6057	Agreement Terminated
Gympie		0	0	0	0	0	Agreement Terminated
Hervey Bay		0	0	0	0	0	Agreement Terminated
Ipwich		0	0	0	0	5	Agreement Terminated
Ipwich		0	0	0	0	33	Agreement Terminated
Longreach		0	0	0	0	0	Agreement Terminated
Longreach		0	0	0	0	0	Agreement Terminated
Mackay		0	0	0	0	14	Agreement Terminated
Mackay		0	0	0	0	81	Agreement Terminated
Mackay		0	0	0	0	22	Agreement Terminated
Maryborough		0	0	0	0	2	Agreement Terminated
Maryborough		0	0	0	0	12	Agreement Terminated
Moreton		0	0	0	0	0	Agreement Terminated
Mount Isa		0	0	0	0	4	Agreement Terminated
Mount Isa		0	0	0	0	61	Agreement Terminated
Roma		0	0	0	0	51	Agreement Terminated
Roma		0	0	0	0	7	Agreement Terminated
Sunshine Coast		0	0	0	0	266	Agreement Terminated
Gladstone		0	0	0	0	2	Agreement Terminated
Kooratbyn		0	0	0	0	4	Agreement Terminated
Toowoomba		0	0	0	0	4	Agreement Terminated
Toowoomba		0	0	0	0	0	Agreement Terminated
Toowoomba		0	0	0	0	162	Agreement Terminated
Toowoomba		0	0	0	0	109	Agreement Terminated
Toowoomba		0	0	0	0	209	Agreement Terminated
Townsville		0	0	0	0	0	Agreement Terminated
Townsville		0	0	0	0	827	Agreement Terminated
Townsville		0	0	0	0	63	Agreement Terminated
Townsville		0	0	0	0	0	Agreement Terminated
Townsville		0	0	0	0	0	Agreement Terminated
Rockhampton		0	0	0	0	9	Agreement Terminated
Rockhampton		0	0	0	0	30	Agreement Terminated
Rockhampton		0	0	0	0	4	Agreement Terminated

Report Time / Date: 20:31 30-Jul-21

Departure Dates		
QPS District	Today	Tomorrow
Brisbane	133	171
Cairns	18	31
Dalby	0	0
Gold Coast	88	46
Rockhampton	0	0
Townsville	0	0
Mount Isa	0	0



COVID Cohort	Cumulative Total
Air Crew	8184
Maritime	330
SW	161

\*Note: these numbers are extracted from the information provided by the hotels in their manifests to the SDCC.

Numbers are recorded here to balance daily. It is not a full list of the 'Cohorts' - these can be obtained from the relevant agency.

SW - Seasonal Workers

## Departure for Next 7 Days

Status	Occupied
Row Labels	Sum of Occupancy Total
Brisbane	1147
30/07/2021	133
31/07/2021	171
1/08/2021	107
2/08/2021	194
3/08/2021	239
4/08/2021	175
5/08/2021	128
Cairns	119
30/07/2021	18
31/07/2021	31
2/08/2021	4
3/08/2021	43
4/08/2021	12
5/08/2021	11
Gold Coast	379
30/07/2021	88
31/07/2021	46
1/08/2021	103
2/08/2021	21
3/08/2021	59
4/08/2021	26
5/08/2021	36
Sunshine Coast	21
5/08/2021	21
Grand Total	1666

## Total Occupancy per Hotel

Row Labels	Sum of Occupancy Total
	4
	2
	102
	12
	1957
	109
	16
	239
	4
	209
	4
	14
	5014
	9
	30
	12
	27
	1
	88
	162
	103
	57
	868
	5058
	827
	3179
	81
	6673
	8130
	2
	2908
	266
	2
	51
	16
	334
	4229
	7183
	338
	22
	61
	524
	4580
	3577
	1312
	1761
	5
	4
	7
	205
	5401
	9762
	12
	4943
	33
	41
	6057
	10680
Grand Total	109746