

ERM Quick Guide

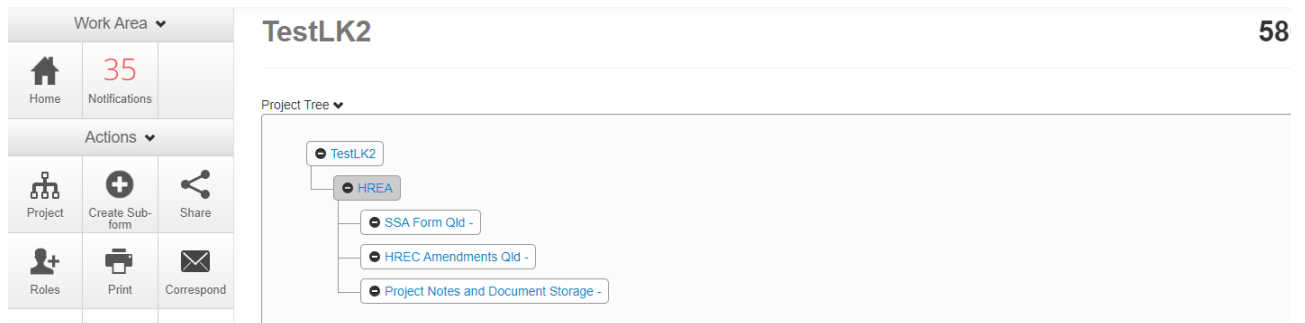
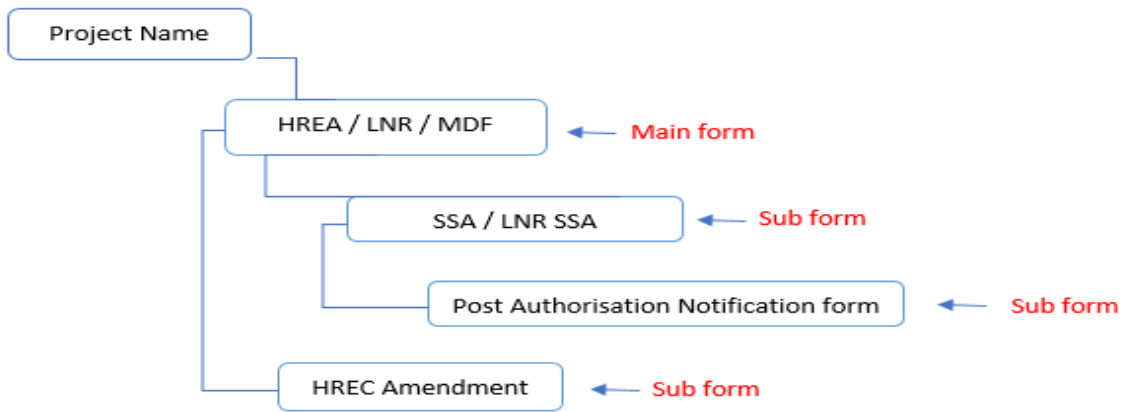
Navigating the project tree

Target audience: ERM users and collaborators.

Summary

This quick guide will help you understand the architecture of a Project tree, while explaining how to customise visibility by expanding and closing the project tree.

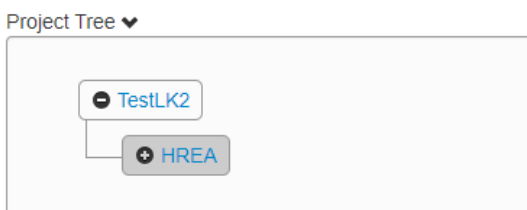
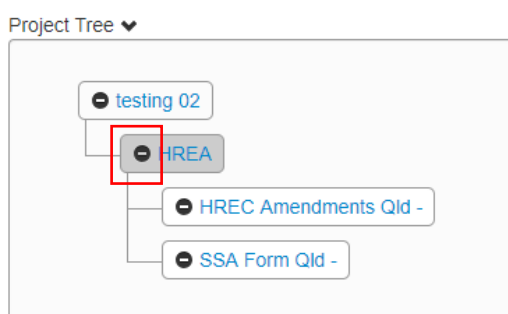
Project Tree



To open the branch view of Main form, click on the plus sign



Click on the minus symbol to close the branch view and select the plus symbol to re-open the branch.



Viewing forms

- **Project owners** can view all the forms in the project tree
- **Form owners** can see all the sub forms that related to and have been created under their form.
- **Other collaborators** see only forms shared with then by the Project owners and/or form owners. For further information on form permissions and roles please refer to **Quick Guide - How to Roles and Share**.

TIP: The Collaborators tab provides a list of the project team with editable permissions to access ERM forms.

For further information, please contact:

HIIRO_REG@health.qld.gov.au

Version 1.2 24 September 2019
