


How to Install the Queensland Clinical Guidelines Desktop Icon

Queensland Health Computers only

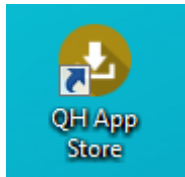


Time required: 2-5 minutes

Need help? Call the InfoService Centre 1800 198 175

Need to install the icon on many computers? Contact the InfoService Centre and provide the asset numbers of the computers.

1 Open the QH App Store

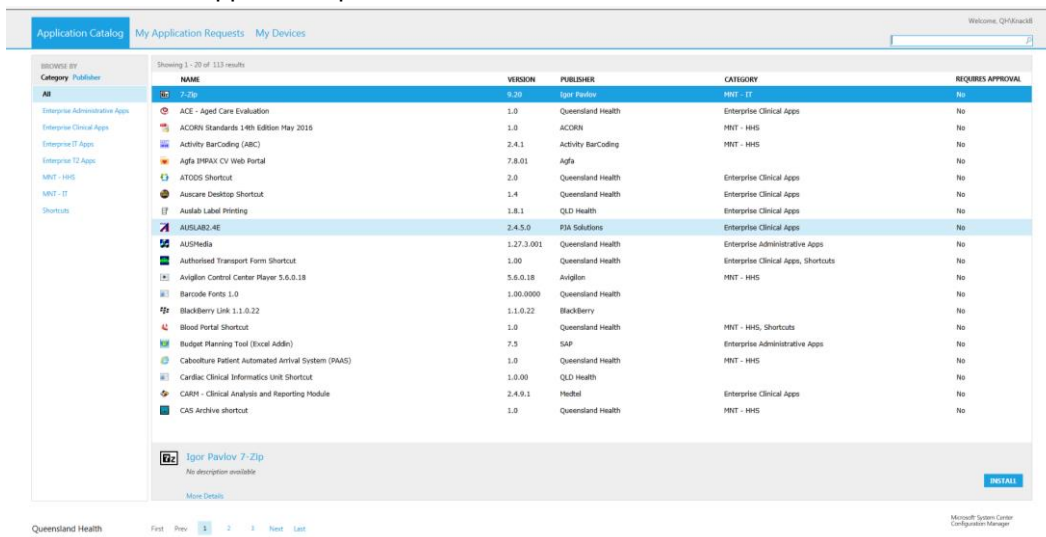


- On your desktop, double click the desktop Icon 'QH App store'

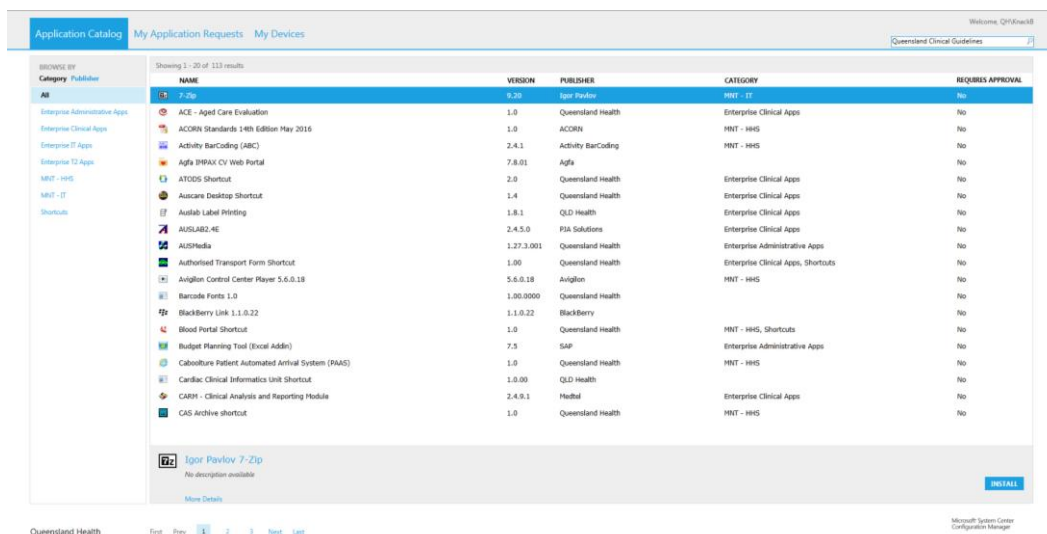
Or visit the QH App Store at:

<http://scm-soebk7p005.qh.health.qld.gov.au/CMAApplicationCatalog/#/SoftwareLibrary/AppListPageView.xaml>

Result: Queensland Health App Store opens in web browser



2 Search for Queensland Clinical Guidelines



Result: Only the Queensland Clinical Guidelines application is visible

3 Select and Install Queensland Clinical Guidelines

The screenshot shows the 'Application Catalog' interface. A search for 'Queensland Clinical Guidelines' has been performed, resulting in a single entry. The entry is highlighted in blue. The 'INSTALL' button is located in the bottom right corner of the application details section.

NAME	VERSION	PUBLISHER	CATEGORY	REQUIRES APPROVAL
Queensland Clinical Guidelines	1.00	Queensland Health	Enterprise Administrative Apps	No

- Click 'Queensland Clinical Guidelines'; then
- Click 'Install' (bottom right)

Result: A pop-up appears asking "Are you sure that you want to install the selected application"

4 Are you sure? YES

The dialog box is titled 'APPLICATION INSTALLATION' and contains the following text:

Are you sure that you want to install the selected application?

The application will be downloaded to your computer while you continue to work. You can use Software Center to track the installation progress.

A restart may be required to complete the installation.

Buttons: YES, NO

- Click 'YES' when asked

Result: Application installation commences

The dialog box is titled 'APPLICATION INSTALLATION' and contains the following text:

Please wait while the application that you requested is being prepared.

Do not close this page until the status reads Complete.

Status: Evaluating requirements, this may take several minutes...

When application installation is complete the Queensland Clinical Guidelines Icon will be visible on your desktop.

